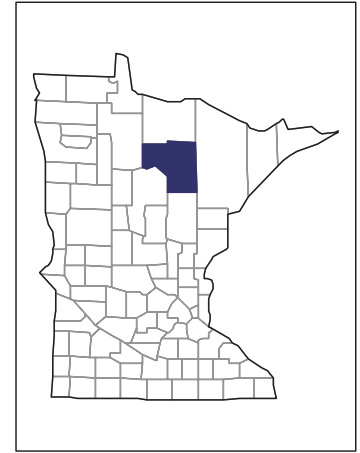


# 2007 CENSUS OF AGRICULTURE



## Itasca County – Minnesota

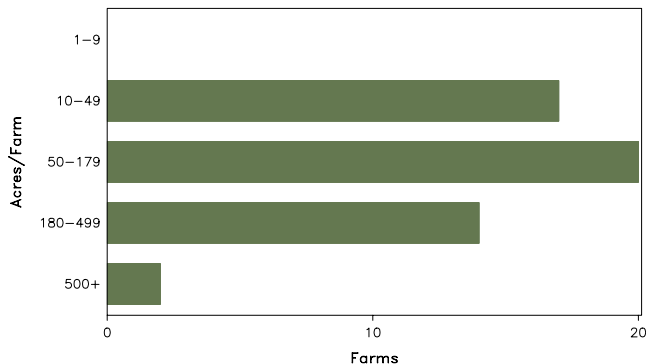
### Farms with Women Principal Operators Compared with All Farms

	Women Principal Operators	All Farms
<b>Number of Farms</b>	53	419
<b>Land in Farms</b>	9,996 acres	93,274 acres
<b>Average Size of Farm</b>	189 acres	223 acres
<b>Market Value of Products Sold</b>	\$760,000	\$7,419,000
Crop Sales	\$287,000	\$3,677,000
Livestock Sales	\$473,000	\$3,742,000
Average Per Farm	\$14,340	\$17,706
<b>Government Payments</b>	\$6,000	\$70,000
Average Per Farm Receiving Payments	\$1,023	\$1,178

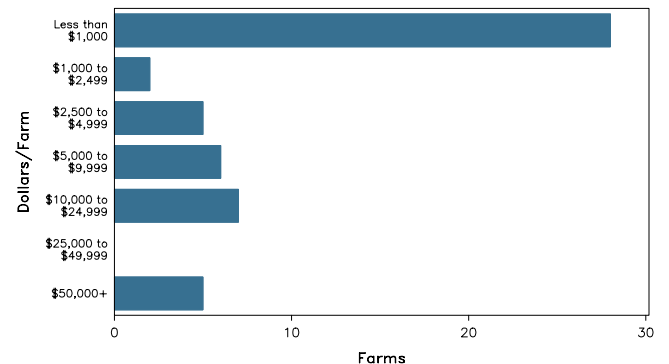
See footnotes on reverse page.

### Farms with Women Principal Operators

Farms by Size



Farms by Economic Size



# 2007 CENSUS OF AGRICULTURE

## Itasca County – Minnesota Farms with Women Principal Operators

### Selected Highlights

Item	Farms	Quantity
<b>MARKET VALUE OF AGRICULTURAL PRODUCTS SOLD (\$1,000)</b>		
Total value of agricultural products sold	53	760
Value of crops including nursery and greenhouse	19	287
Value of livestock, poultry, and their products	28	473
<b>VALUE OF SALES BY COMMODITY GROUP (\$1,000)</b>		
Grains, oilseeds, dry beans, and dry peas	-	-
Tobacco	-	-
Cotton and cottonseed	-	-
Vegetables, melons, potatoes and sweet potatoes	1	(D)
Fruits, tree nuts, and berries	3	(D)
Nursery, greenhouse, floriculture, and sod	1	(D)
Cut Christmas trees and short rotation woody crops	1	(D)
Other crops and hay	15	160
Poultry and eggs	12	4
Cattle and calves	16	(D)
Milk and other dairy products from cows	-	-
Hogs and pigs	6	3
Sheep, goats, and their products	5	5
Horses, ponies, mules, burros, and donkeys	6	13
Aquaculture	1	(D)
Other animals and other animal products	2	(D)
<b>TOP CROP ITEMS (acres)</b>		
Forage - land used for all hay and haylage, grass silage, and greenchop	29	2,218
Cut Christmas trees	1	(D)
Land in berries	3	6
Aquatic plants	1	(D)
Plums and prunes	1	(D)
<b>TOP LIVESTOCK INVENTORY ITEMS (number)</b>		
Cattle and calves	15	411
Horses and ponies	34	287
Layers	14	215
Deer	2	(D)
Sheep and lambs	4	129

### Operator Characteristics

Item	Quantity
Primary occupation:	
Farming	26
Other	27
Days worked off farm:	
None	30
Any	23
Years on present farm:	
2 years or less	5
3 to 4 years	-
5 to 9 years	9
10 years or more	39
Age group:	
Under 45 years	12
45 to 64 years	30
65 years and over	11
Average age of principal operator (years)	54.3

### Economic Characteristics

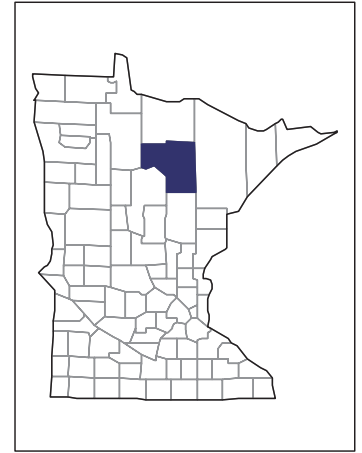
Item	Quantity
Farms by value of sales:	
Less than \$1,000	29
\$1,000 to \$2,499	2
\$2,500 to \$4,999	4
\$5,000 to \$9,999	6
\$10,000 to \$49,999	7
\$50,000 to \$99,999	4
\$100,000 to \$249,999	-
\$250,000 to \$499,999	1
\$500,000 or more	-
Total farm production expenses (\$1,000)	917
Average per farm (\$)	17,309
Net cash farm income of operation (\$1,000)	-83
Average per farm (\$)	-1,568
Value of agricultural products sold directly to individuals for human consumption (\$1,000)	18
Total organic product sales (\$1,000)	-
Total income from farm-related sources, gross before taxes and expenses (\$1,000)	68

See "Census of Agriculture, Volume 1, Geographic Area Series" for complete footnotes, explanations, definitions, and methodology.  
(D) Cannot be disclosed. (Z) Less than half of the unit shown.

# 2007 CENSUS *OF* **AGRICULTURE**

## **Itasca County – Minnesota**

### **Farms with Spanish, Hispanic, or Latino Operators Compared with All Farms**



**Data are not available at this geographic level for farms with Spanish, Hispanic, or Latino operators.**



United States Department of Agriculture  
National Agricultural Statistics Service

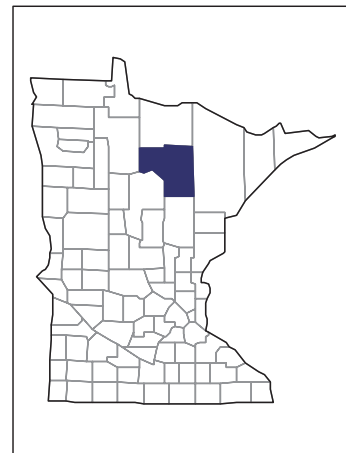
[www.agcensus.usda.gov](http://www.agcensus.usda.gov)



# 2007 CENSUS *OF* AGRICULTURE

## Itasca County – Minnesota

### Farms with American Indian or Alaska Native Operators Compared with All Farms



Data are not available at this geographic level for farms with American Indian or Alaska Native operators.



United States Department of Agriculture  
National Agricultural Statistics Service

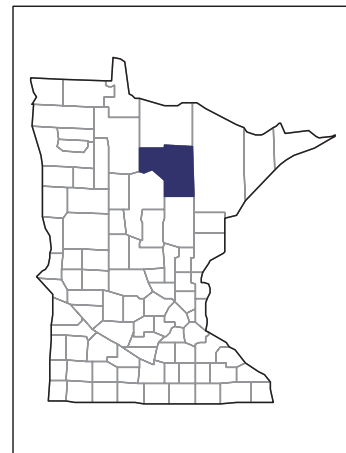
[www.agcensus.usda.gov](http://www.agcensus.usda.gov)



# 2007 CENSUS *OF* AGRICULTURE

**Itasca County – Minnesota**

**Farms with Asian Operators  
Compared with All Farms**



**Data are not available at this geographic level for farms with Asian operators.**



United States Department of Agriculture  
National Agricultural Statistics Service

[www.agcensus.usda.gov](http://www.agcensus.usda.gov)

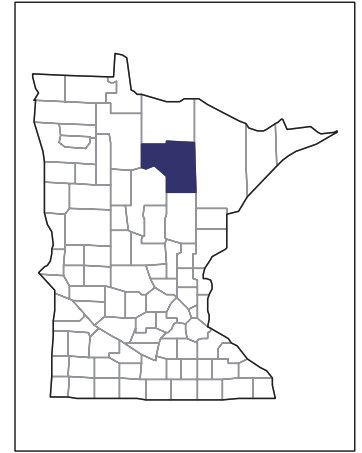




# 2007 CENSUS OF AGRICULTURE

**Itasca County – Minnesota**

**Farms with Black or African American Operators Compared with All Farms**



Data are not available at this geographic level for farms with Black or African American operators.



United States Department of Agriculture  
National Agricultural Statistics Service

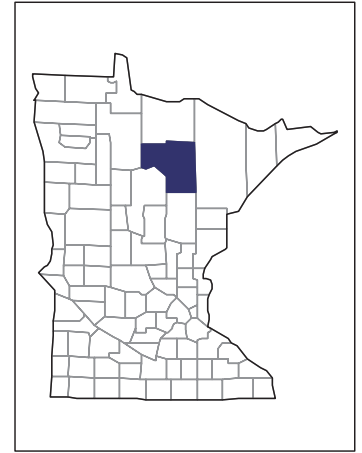
[www.agcensus.usda.gov](http://www.agcensus.usda.gov)



# 2007 CENSUS OF AGRICULTURE

## Itasca County – Minnesota

### Farms with Native Hawaiian or Other Pacific Islander Operators Compared with All Farms



Data are not available at this geographic level for farms with Native Hawaiian or Other Pacific Islander operators.



United States Department of Agriculture  
National Agricultural Statistics Service

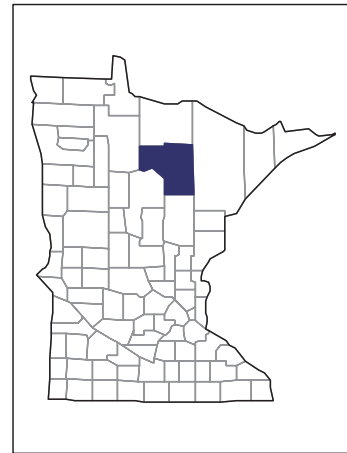
[www.agcensus.usda.gov](http://www.agcensus.usda.gov)



# 2007 CENSUS OF AGRICULTURE

**Itasca County – Minnesota**

**Farms with White Operators  
Compared with All Farms**



**Data are not available at this geographic level for farms with White operators.**



United States Department of Agriculture  
National Agricultural Statistics Service

[www.agcensus.usda.gov](http://www.agcensus.usda.gov)

