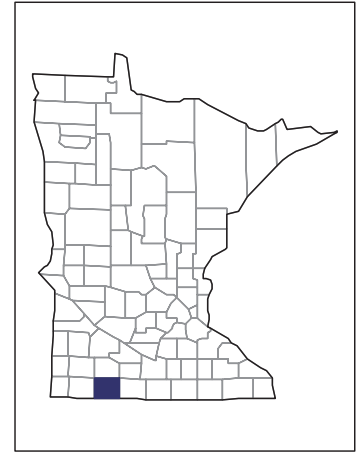


2007 CENSUS OF AGRICULTURE



Jackson County – Minnesota

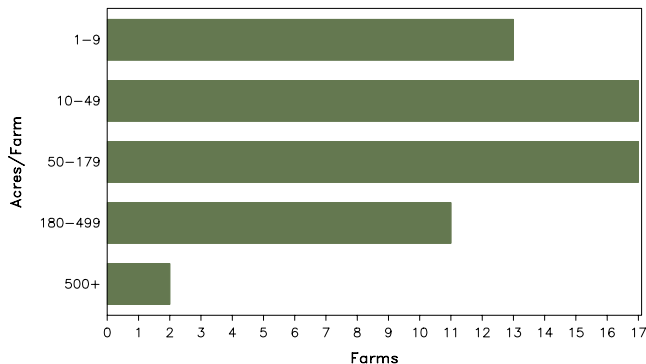
Farms with Women Principal Operators Compared with All Farms

	Women Principal Operators	All Farms
Number of Farms	60	969
Land in Farms	6,477 acres	400,531 acres
Average Size of Farm	108 acres	413 acres
Market Value of Products Sold	\$1,992,000	\$267,276,000
Crop Sales	\$1,690,000	\$152,886,000
Livestock Sales	\$302,000	\$114,391,000
Average Per Farm	\$33,194	\$275,827
Government Payments	\$156,000	\$7,720,000
Average Per Farm Receiving Payments	\$3,456	\$9,555

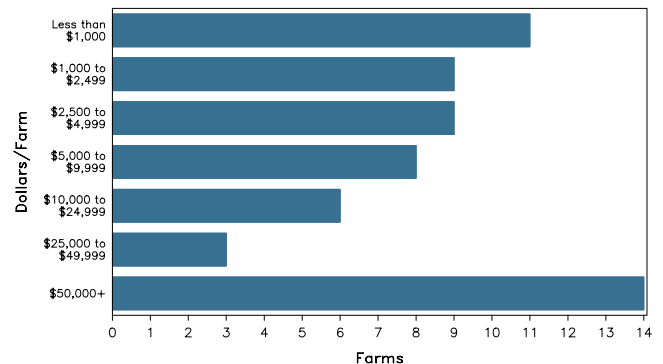
See footnotes on reverse page.

Farms with Women Principal Operators

Farms by Size



Farms by Economic Size



2007 CENSUS OF AGRICULTURE

Jackson County – Minnesota Farms with Women Principal Operators

Selected Highlights

Item	Farms	Quantity
MARKET VALUE OF AGRICULTURAL PRODUCTS SOLD (\$1,000)		
Total value of agricultural products sold	60	1,992
Value of crops including nursery and greenhouse	22	1,690
Value of livestock, poultry, and their products	16	302
VALUE OF SALES BY COMMODITY GROUP (\$1,000)		
Grains, oilseeds, dry beans, and dry peas	21	(D)
Tobacco	-	-
Cotton and cottonseed	-	-
Vegetables, melons, potatoes and sweet potatoes	-	-
Fruits, tree nuts, and berries	-	-
Nursery, greenhouse, floriculture, and sod	1	(D)
Cut Christmas trees and short rotation woody crops	-	-
Other crops and hay	2	(D)
Poultry and eggs	2	(D)
Cattle and calves	6	231
Milk and other dairy products from cows	2	(D)
Hogs and pigs	-	-
Sheep, goats, and their products	5	36
Horses, ponies, mules, burros, and donkeys	5	2
Aquaculture	-	-
Other animals and other animal products	-	-
TOP CROP ITEMS (acres)		
Soybeans for beans	17	2,006
Corn for grain	19	1,864
Forage - land used for all hay and haylage, grass silage, and greenchop	7	71
Grapes	1	(D)
Apples	1	(D)
TOP LIVESTOCK INVENTORY ITEMS (number)		
Pigeons or squab	2	(D)
Sheep and lambs	4	464
Cattle and calves	5	418
Horses and ponies	15	137
Goats, all	5	112

Operator Characteristics

Item	Quantity
Primary occupation:	
Farming	15
Other	45
Days worked off farm:	
None	23
Any	37
Years on present farm:	
2 years or less	3
3 to 4 years	4
5 to 9 years	14
10 years or more	39
Age group:	
Under 45 years	9
45 to 64 years	20
65 years and over	31
Average age of principal operator (years)	63.3

Economic Characteristics

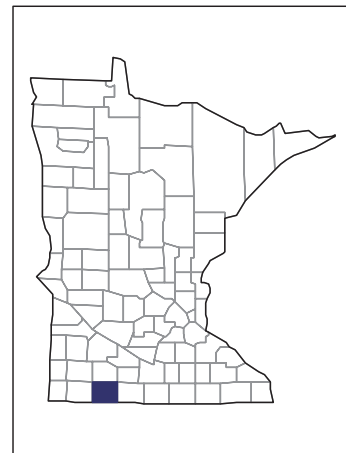
Item	Quantity
Farms by value of sales:	
Less than \$1,000	29
\$1,000 to \$2,499	3
\$2,500 to \$4,999	1
\$5,000 to \$9,999	6
\$10,000 to \$49,999	7
\$50,000 to \$99,999	7
\$100,000 to \$249,999	5
\$250,000 to \$499,999	2
\$500,000 or more	-
Total farm production expenses (\$1,000)	1,713
Average per farm (\$)	28,551
Net cash farm income of operation (\$1,000)	875
Average per farm (\$)	14,578
Value of agricultural products sold directly to individuals for human consumption (\$1,000)	-
Total organic product sales (\$1,000)	-
Total income from farm-related sources, gross before taxes and expenses (\$1,000)	441

See "Census of Agriculture, Volume 1, Geographic Area Series" for complete footnotes, explanations, definitions, and methodology.
(D) Cannot be disclosed. (Z) Less than half of the unit shown.

2007 CENSUS OF AGRICULTURE

Jackson County – Minnesota

Farms with Spanish, Hispanic, or Latino Operators Compared with All Farms



Data are not available at this geographic level for farms with Spanish, Hispanic, or Latino operators.



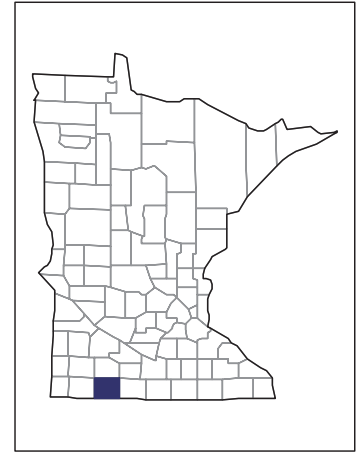
United States Department of Agriculture
National Agricultural Statistics Service

www.agcensus.usda.gov

2007 CENSUS OF AGRICULTURE

Jackson County – Minnesota

Farms with American Indian or Alaska Native Operators Compared with All Farms



Data are not available at this geographic level for farms with American Indian or Alaska Native operators.



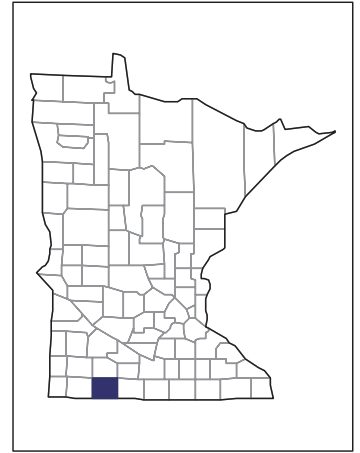
United States Department of Agriculture
National Agricultural Statistics Service

www.agcensus.usda.gov

2007 CENSUS *OF* AGRICULTURE

Jackson County – Minnesota

**Farms with Asian Operators
Compared with All Farms**



Data are not available at this geographic level for farms with Asian operators.



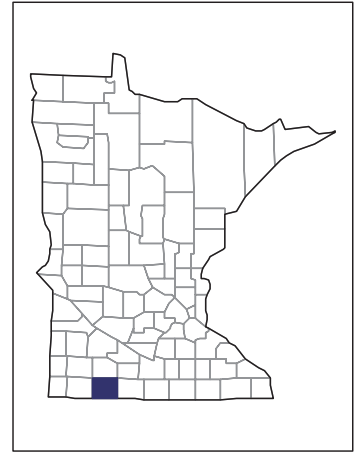
United States Department of Agriculture
National Agricultural Statistics Service

www.agcensus.usda.gov

2007 CENSUS OF AGRICULTURE

Jackson County – Minnesota

Farms with Black or African American Operators Compared with All Farms



Data are not available at this geographic level for farms with Black or African American operators.



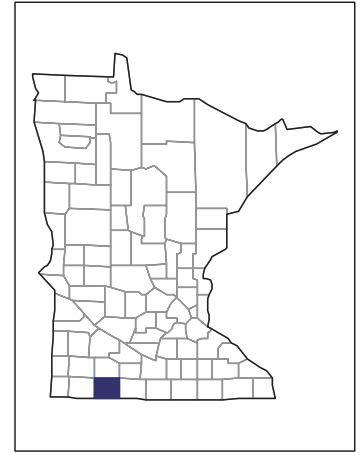
United States Department of Agriculture
National Agricultural Statistics Service

www.agcensus.usda.gov

2007 CENSUS OF AGRICULTURE

Jackson County – Minnesota

Farms with Native Hawaiian or Other Pacific Islander Operators Compared with All Farms



Data are not available at this geographic level for farms with Native Hawaiian or Other Pacific Islander operators.



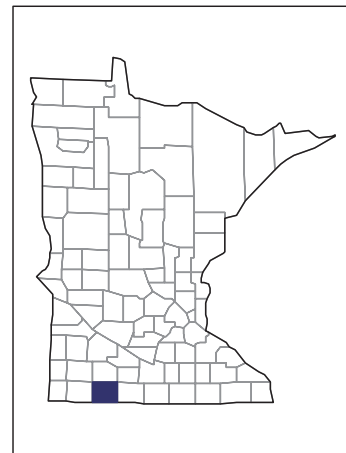
United States Department of Agriculture
National Agricultural Statistics Service

www.agcensus.usda.gov

2007 CENSUS OF AGRICULTURE

Jackson County – Minnesota

Farms with White Operators
Compared with All Farms



Data are not available at this geographic level for farms with White operators.



United States Department of Agriculture
National Agricultural Statistics Service

www.agcensus.usda.gov

