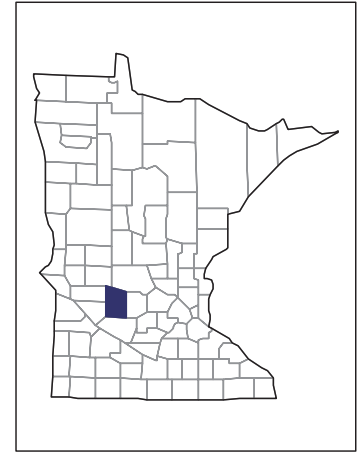


# 2007 CENSUS OF AGRICULTURE



## Kandiyohi County – Minnesota

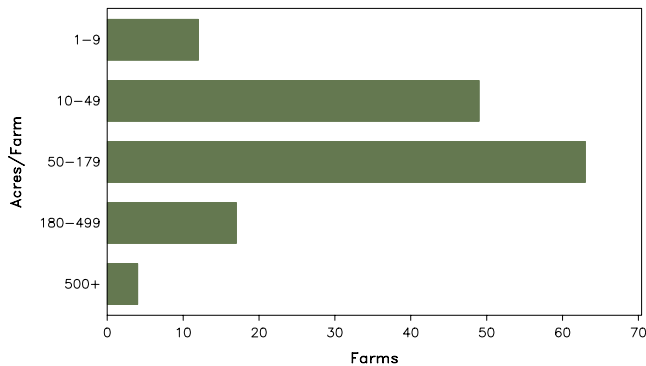
### Farms with Women Principal Operators Compared with All Farms

	Women Principal Operators	All Farms
<b>Number of Farms</b>	145	1,386
<b>Land in Farms</b>	15,950 acres	417,138 acres
<b>Average Size of Farm</b>	110 acres	301 acres
<b>Market Value of Products Sold</b>	\$2,278,000	\$309,067,000
Crop Sales	\$1,684,000	\$114,677,000
Livestock Sales	\$594,000	\$194,390,000
Average Per Farm	\$15,709	\$222,992
<b>Government Payments</b>	\$546,000	\$8,249,000
Average Per Farm Receiving Payments	\$4,704	\$7,300

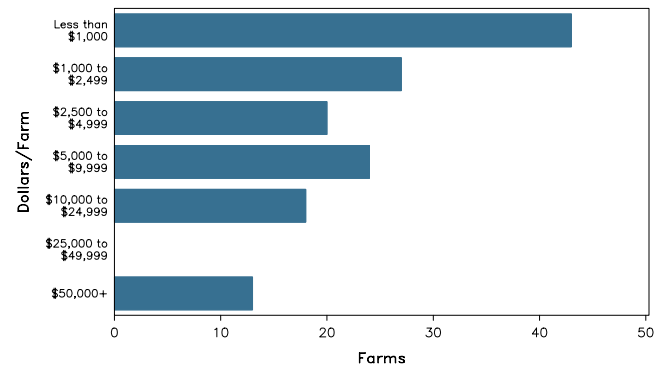
See footnotes on reverse page.

### Farms with Women Principal Operators

Farms by Size



Farms by Economic Size



# 2007 CENSUS OF AGRICULTURE

## Kandiyohi County – Minnesota Farms with Women Principal Operators

### Selected Highlights

Item	Farms	Quantity
<b>MARKET VALUE OF AGRICULTURAL PRODUCTS SOLD (\$1,000)</b>		
Total value of agricultural products sold	145	2,278
Value of crops including nursery and greenhouse	31	1,684
Value of livestock, poultry, and their products	27	594
<b>VALUE OF SALES BY COMMODITY GROUP (\$1,000)</b>		
Grains, oilseeds, dry beans, and dry peas	20	(D)
Tobacco	-	-
Cotton and cottonseed	-	-
Vegetables, melons, potatoes and sweet potatoes	1	(D)
Fruits, tree nuts, and berries	-	-
Nursery, greenhouse, floriculture, and sod	-	-
Cut Christmas trees and short rotation woody crops	1	(D)
Other crops and hay	14	(D)
Poultry and eggs	11	15
Cattle and calves	9	(D)
Milk and other dairy products from cows	2	(D)
Hogs and pigs	3	107
Sheep, goats, and their products	3	5
Horses, ponies, mules, burros, and donkeys	10	(D)
Aquaculture	-	-
Other animals and other animal products	-	-
<b>TOP CROP ITEMS (acres)</b>		
Corn for grain	16	2,626
Soybeans for beans	13	1,839
Forage - land used for all hay and haylage, grass silage, and greenchop	21	467
Corn for silage or greenchop	7	236
Sugarbeets for sugar	1	(D)
<b>TOP LIVESTOCK INVENTORY ITEMS (number)</b>		
Hogs and pigs	4	1,324
Layers	10	494
Cattle and calves	12	395
Horses and ponies	29	151
Goats, all	4	56

### Operator Characteristics

Item	Quantity
Primary occupation:	
Farming	49
Other	96
Days worked off farm:	
None	79
Any	66
Years on present farm:	
2 years or less	6
3 to 4 years	7
5 to 9 years	31
10 years or more	101
Age group:	
Under 45 years	18
45 to 64 years	64
65 years and over	63
Average age of principal operator (years)	61.8

### Economic Characteristics

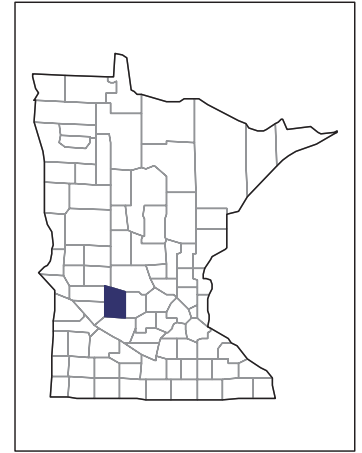
Item	Quantity
Farms by value of sales:	
Less than \$1,000	105
\$1,000 to \$2,499	11
\$2,500 to \$4,999	2
\$5,000 to \$9,999	7
\$10,000 to \$49,999	7
\$50,000 to \$99,999	6
\$100,000 to \$249,999	5
\$250,000 to \$499,999	1
\$500,000 or more	1
Total farm production expenses (\$1,000)	2,749
Average per farm (\$)	18,961
Net cash farm income of operation (\$1,000)	693
Average per farm (\$)	4,783
Value of agricultural products sold directly to individuals for human consumption (\$1,000)	(D)
Total organic product sales (\$1,000)	-
Total income from farm-related sources, gross before taxes and expenses (\$1,000)	619

See "Census of Agriculture, Volume 1, Geographic Area Series" for complete footnotes, explanations, definitions, and methodology.  
(D) Cannot be disclosed. (Z) Less than half of the unit shown.

# 2007 CENSUS *OF* AGRICULTURE

## Kandiyohi County – Minnesota

### Farms with Spanish, Hispanic, or Latino Operators Compared with All Farms



Data are not available at this geographic level for farms with Spanish, Hispanic, or Latino operators.



United States Department of Agriculture  
National Agricultural Statistics Service

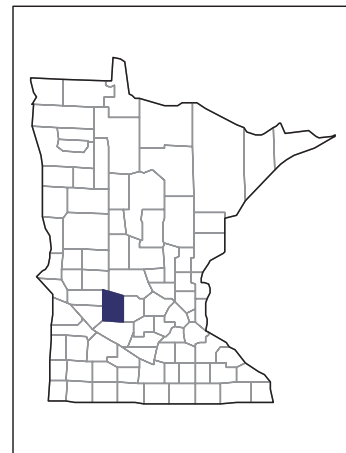
[www.agcensus.usda.gov](http://www.agcensus.usda.gov)



# 2007 CENSUS OF AGRICULTURE

## Kandiyohi County – Minnesota

### Farms with American Indian or Alaska Native Operators Compared with All Farms



Data are not available at this geographic level for farms with American Indian or Alaska Native operators.



United States Department of Agriculture  
National Agricultural Statistics Service

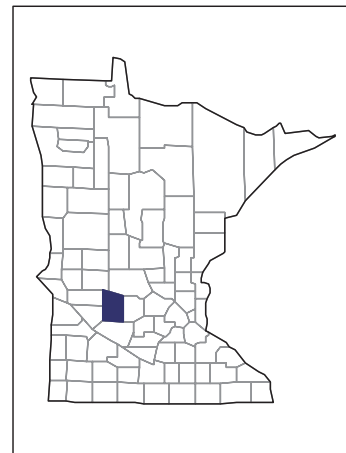
[www.agcensus.usda.gov](http://www.agcensus.usda.gov)



# 2007 CENSUS *OF* **AGRICULTURE**

**Kandiyohi County – Minnesota**

**Farms with Asian Operators  
Compared with All Farms**



**Data are not available at this geographic level for farms with Asian operators.**



United States Department of Agriculture  
National Agricultural Statistics Service

[www.agcensus.usda.gov](http://www.agcensus.usda.gov)

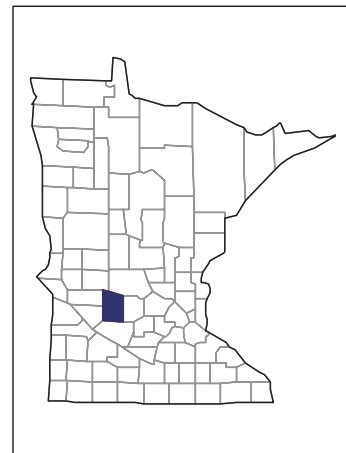




# 2007 CENSUS *OF* **AGRICULTURE**

**Kandiyohi County – Minnesota**

**Farms with Black or African American  
Operators Compared with All Farms**



**Data are not available at this geographic level for farms with Black or African American operators.**



United States Department of Agriculture  
National Agricultural Statistics Service

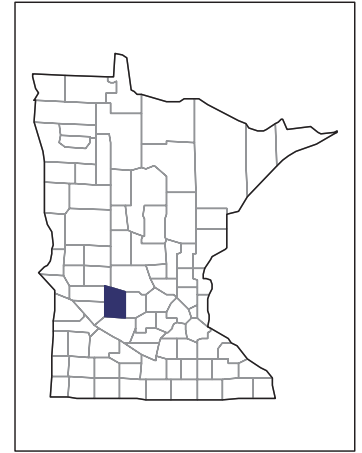
[www.agcensus.usda.gov](http://www.agcensus.usda.gov)



# 2007 CENSUS OF AGRICULTURE

## Kandiyohi County – Minnesota

### Farms with Native Hawaiian or Other Pacific Islander Operators Compared with All Farms



Data are not available at this geographic level for farms with Native Hawaiian or Other Pacific Islander operators.



United States Department of Agriculture  
National Agricultural Statistics Service

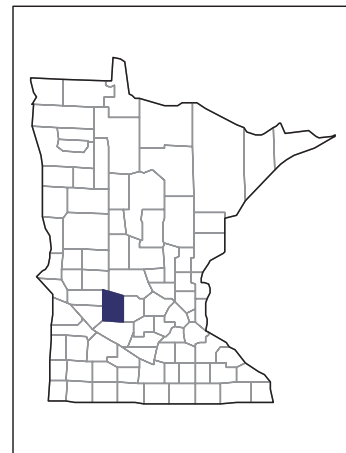
[www.agcensus.usda.gov](http://www.agcensus.usda.gov)



# 2007 CENSUS *OF* AGRICULTURE

**Kandiyohi County – Minnesota**

**Farms with White Operators  
Compared with All Farms**



**Data are not available at this geographic level for farms with White operators.**



United States Department of Agriculture  
National Agricultural Statistics Service

[www.agcensus.usda.gov](http://www.agcensus.usda.gov)

