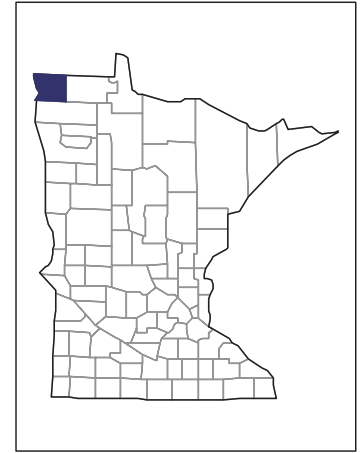


# 2007 CENSUS OF AGRICULTURE



## Kittson County – Minnesota

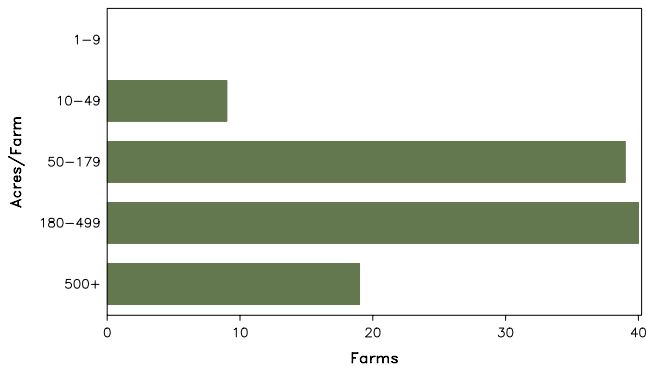
### Farms with Women Principal Operators Compared with All Farms

	Women Principal Operators	All Farms
<b>Number of Farms</b>	107	677
<b>Land in Farms</b>	35,613 acres	542,062 acres
<b>Average Size of Farm</b>	333 acres	801 acres
<b>Market Value of Products Sold</b>	\$1,582,000	\$105,354,000
Crop Sales	\$1,460,000	\$100,947,000
Livestock Sales	\$122,000	\$4,407,000
Average Per Farm	\$14,782	\$155,619
<b>Government Payments</b>	\$855,000	\$9,536,000
Average Per Farm Receiving Payments	\$8,299	\$15,947

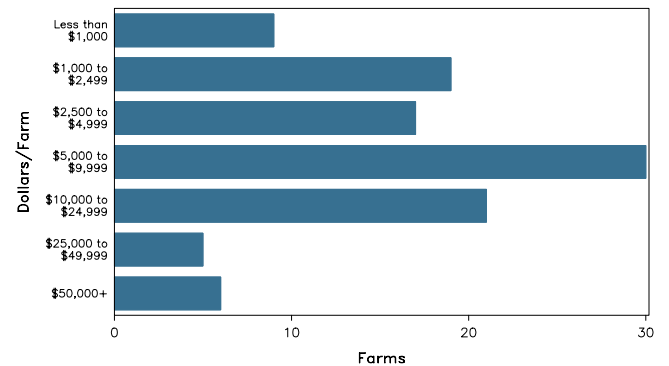
See footnotes on reverse page.

### Farms with Women Principal Operators

Farms by Size



Farms by Economic Size



# 2007 CENSUS OF AGRICULTURE

## Kittson County – Minnesota Farms with Women Principal Operators

### Selected Highlights

Item	Farms	Quantity
<b>MARKET VALUE OF AGRICULTURAL PRODUCTS SOLD (\$1,000)</b>		
Total value of agricultural products sold	107	1,582
Value of crops including nursery and greenhouse	9	1,460
Value of livestock, poultry, and their products	4	122
<b>VALUE OF SALES BY COMMODITY GROUP (\$1,000)</b>		
Grains, oilseeds, dry beans, and dry peas	5	(D)
Tobacco	-	-
Cotton and cottonseed	-	-
Vegetables, melons, potatoes and sweet potatoes	1	(D)
Fruits, tree nuts, and berries	-	-
Nursery, greenhouse, floriculture, and sod	-	-
Cut Christmas trees and short rotation woody crops	-	-
Other crops and hay	4	20
Poultry and eggs	-	-
Cattle and calves	4	122
Milk and other dairy products from cows	-	-
Hogs and pigs	-	-
Sheep, goats, and their products	-	-
Horses, ponies, mules, burros, and donkeys	-	-
Aquaculture	-	-
Other animals and other animal products	-	-
<b>TOP CROP ITEMS (acres)</b>		
Wheat for grain, all	4	2,054
Soybeans for beans	2	(D)
Sunflower seed, all	2	(D)
Corn for grain	2	(D)
Dry edible beans, excluding limas	2	(D)
<b>TOP LIVESTOCK INVENTORY ITEMS (number)</b>		
Cattle and calves	2	(D)
Horses and ponies	6	37
Rabbits and their pelts	2	(D)
Mules, burros, and donkeys	2	(D)
Goats, all	2	(D)

### Operator Characteristics

Item	Quantity
Primary occupation:	
Farming	21
Other	86
Days worked off farm:	
None	55
Any	52
Years on present farm:	
2 years or less	3
3 to 4 years	3
5 to 9 years	18
10 years or more	83
Age group:	
Under 45 years	12
45 to 64 years	46
65 years and over	49
Average age of principal operator (years)	63.5

### Economic Characteristics

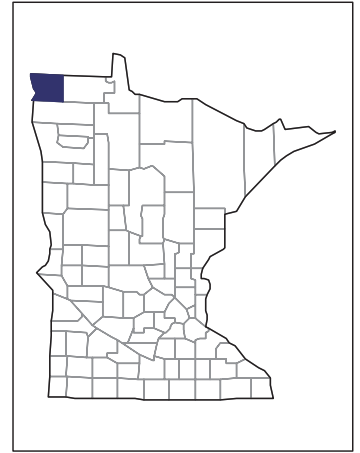
Item	Quantity
Farms by value of sales:	
Less than \$1,000	96
\$1,000 to \$2,499	1
\$2,500 to \$4,999	-
\$5,000 to \$9,999	1
\$10,000 to \$49,999	3
\$50,000 to \$99,999	1
\$100,000 to \$249,999	2
\$250,000 to \$499,999	3
\$500,000 or more	-
Total farm production expenses (\$1,000)	1,941
Average per farm (\$)	18,144
Net cash farm income of operation (\$1,000)	1,122
Average per farm (\$)	10,487
Value of agricultural products sold directly to individuals for human consumption (\$1,000)	-
Total organic product sales (\$1,000)	-
Total income from farm-related sources, gross before taxes and expenses (\$1,000)	627

See "Census of Agriculture, Volume 1, Geographic Area Series" for complete footnotes, explanations, definitions, and methodology.  
(D) Cannot be disclosed. (Z) Less than half of the unit shown.

# 2007 CENSUS *OF* **AGRICULTURE**

## **Kittson County – Minnesota**

### **Farms with Spanish, Hispanic, or Latino Operators Compared with All Farms**



**Data are not available at this geographic level for farms with Spanish, Hispanic, or Latino operators.**



United States Department of Agriculture  
National Agricultural Statistics Service

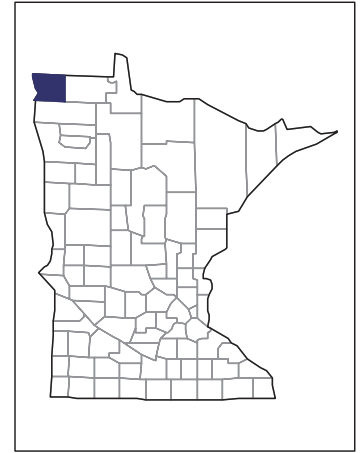
[www.agcensus.usda.gov](http://www.agcensus.usda.gov)



# 2007 CENSUS OF AGRICULTURE

## Kittson County – Minnesota

### Farms with American Indian or Alaska Native Operators Compared with All Farms



Data are not available at this geographic level for farms with American Indian or Alaska Native operators.



United States Department of Agriculture  
National Agricultural Statistics Service

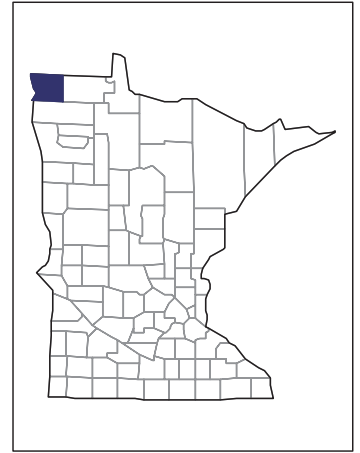
[www.agcensus.usda.gov](http://www.agcensus.usda.gov)



# 2007 CENSUS *OF* **AGRICULTURE**

**Kittson County – Minnesota**

**Farms with Asian Operators  
Compared with All Farms**



**Data are not available at this geographic level for farms with Asian operators.**



United States Department of Agriculture  
National Agricultural Statistics Service

[www.agcensus.usda.gov](http://www.agcensus.usda.gov)

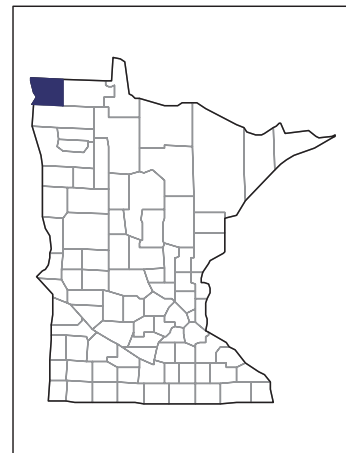




# 2007 CENSUS *OF* AGRICULTURE

## Kittson County – Minnesota

### Farms with Black or African American Operators Compared with All Farms



Data are not available at this geographic level for farms with Black or African American operators.



United States Department of Agriculture  
National Agricultural Statistics Service

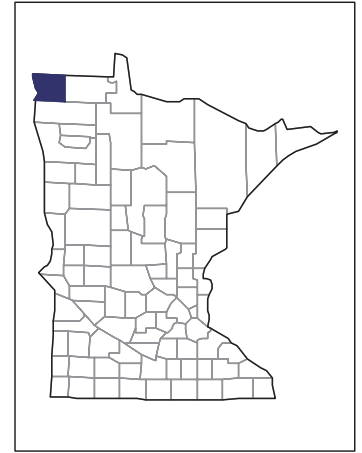
[www.agcensus.usda.gov](http://www.agcensus.usda.gov)



# 2007 CENSUS OF AGRICULTURE

## Kittson County – Minnesota

### Farms with Native Hawaiian or Other Pacific Islander Operators Compared with All Farms



Data are not available at this geographic level for farms with Native Hawaiian or Other Pacific Islander operators.



United States Department of Agriculture  
National Agricultural Statistics Service

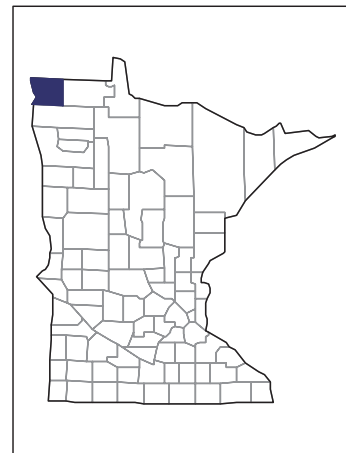
[www.agcensus.usda.gov](http://www.agcensus.usda.gov)



# 2007 CENSUS *OF* **AGRICULTURE**

**Kittson County – Minnesota**

**Farms with White Operators  
Compared with All Farms**



**Data are not available at this geographic level for farms with White operators.**



United States Department of Agriculture  
National Agricultural Statistics Service

[www.agcensus.usda.gov](http://www.agcensus.usda.gov)

