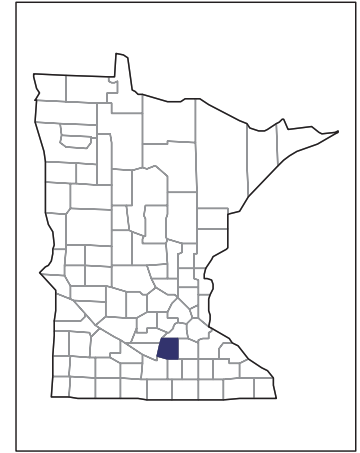


2007 CENSUS OF AGRICULTURE



Le Sueur County – Minnesota

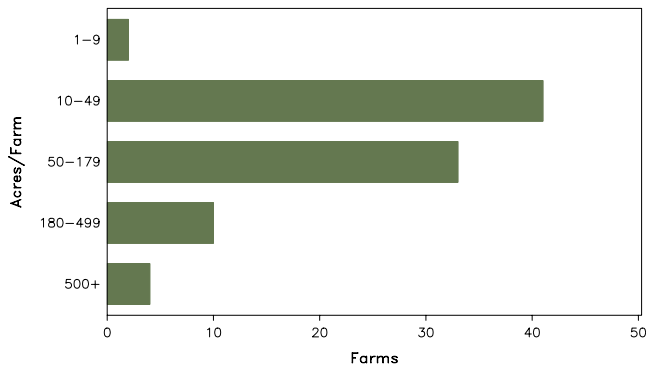
Farms with Women Principal Operators Compared with All Farms

	Women Principal Operators	All Farms
Number of Farms	90	1,091
Land in Farms	11,110 acres	250,696 acres
Average Size of Farm	123 acres	230 acres
Market Value of Products Sold	\$2,744,000	\$139,640,000
Crop Sales	\$1,488,000	\$72,620,000
Livestock Sales	\$1,256,000	\$67,020,000
Average Per Farm	\$30,487	\$127,993
Government Payments	\$277,000	\$5,605,000
Average Per Farm Receiving Payments	\$3,905	\$6,305

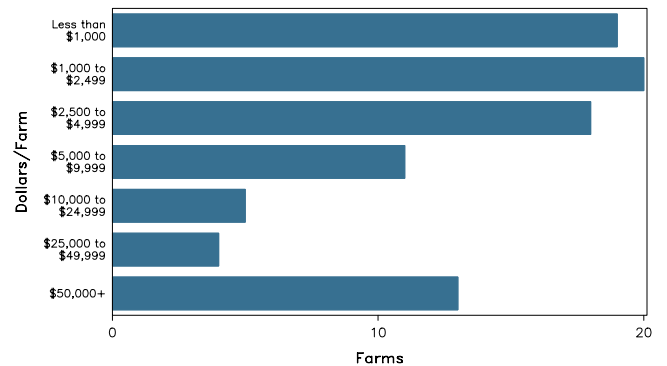
See footnotes on reverse page.

Farms with Women Principal Operators

Farms by Size



Farms by Economic Size



2007 CENSUS OF AGRICULTURE

Le Sueur County – Minnesota Farms with Women Principal Operators

Selected Highlights

Item	Farms	Quantity
MARKET VALUE OF AGRICULTURAL PRODUCTS SOLD (\$1,000)		
Total value of agricultural products sold	90	2,744
Value of crops including nursery and greenhouse	20	1,488
Value of livestock, poultry, and their products	20	1,256
VALUE OF SALES BY COMMODITY GROUP (\$1,000)		
Grains, oilseeds, dry beans, and dry peas	16	(D)
Tobacco	-	-
Cotton and cottonseed	-	-
Vegetables, melons, potatoes and sweet potatoes	-	-
Fruits, tree nuts, and berries	-	-
Nursery, greenhouse, floriculture, and sod	2	(D)
Cut Christmas trees and short rotation woody crops	-	-
Other crops and hay	5	(D)
Poultry and eggs	7	483
Cattle and calves	10	(D)
Milk and other dairy products from cows	2	(D)
Hogs and pigs	2	(D)
Sheep, goats, and their products	2	(D)
Horses, ponies, mules, burros, and donkeys	4	(D)
Aquaculture	-	-
Other animals and other animal products	-	-
TOP CROP ITEMS (acres)		
Soybeans for beans	12	1,946
Corn for grain	15	1,818
Forage - land used for all hay and haylage, grass silage, and greenchop	20	318
Wheat for grain, all	3	136
Corn for silage or greenchop	4	94
TOP LIVESTOCK INVENTORY ITEMS (number)		
Cattle and calves	11	791
Horses and ponies	18	213
Layers	7	132
Sheep and lambs	2	(D)
Ducks	2	(D)

Operator Characteristics

Item	Quantity
Primary occupation:	
Farming	25
Other	65
Days worked off farm:	
None	29
Any	61
Years on present farm:	
2 years or less	-
3 to 4 years	7
5 to 9 years	17
10 years or more	66
Age group:	
Under 45 years	11
45 to 64 years	44
65 years and over	35
Average age of principal operator (years)	61.4

Economic Characteristics

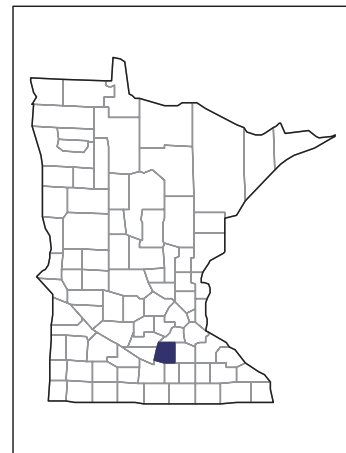
Item	Quantity
Farms by value of sales:	
Less than \$1,000	61
\$1,000 to \$2,499	3
\$2,500 to \$4,999	5
\$5,000 to \$9,999	1
\$10,000 to \$49,999	7
\$50,000 to \$99,999	4
\$100,000 to \$249,999	6
\$250,000 to \$499,999	2
\$500,000 or more	1
Total farm production expenses (\$1,000)	2,499
Average per farm (\$)	27,764
Net cash farm income of operation (\$1,000)	1,417
Average per farm (\$)	15,745
Value of agricultural products sold directly to individuals for human consumption (\$1,000)	(D)
Total organic product sales (\$1,000)	-
Total income from farm-related sources, gross before taxes and expenses (\$1,000)	895

See "Census of Agriculture, Volume 1, Geographic Area Series" for complete footnotes, explanations, definitions, and methodology.
(D) Cannot be disclosed. (Z) Less than half of the unit shown.

2007 CENSUS *OF* **AGRICULTURE**

Le Sueur County – Minnesota

Farms with Spanish, Hispanic, or Latino Operators Compared with All Farms



Data are not available at this geographic level for farms with Spanish, Hispanic, or Latino operators.



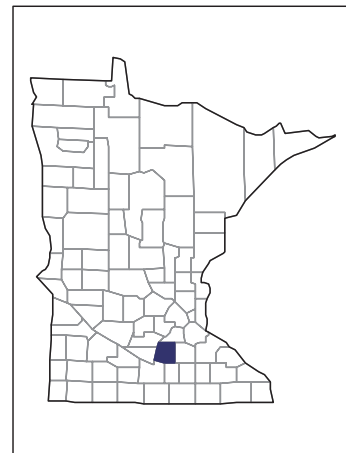
United States Department of Agriculture
National Agricultural Statistics Service

www.agcensus.usda.gov

2007 CENSUS OF AGRICULTURE

Le Sueur County – Minnesota

Farms with American Indian or Alaska Native Operators Compared with All Farms



Data are not available at this geographic level for farms with American Indian or Alaska Native operators.



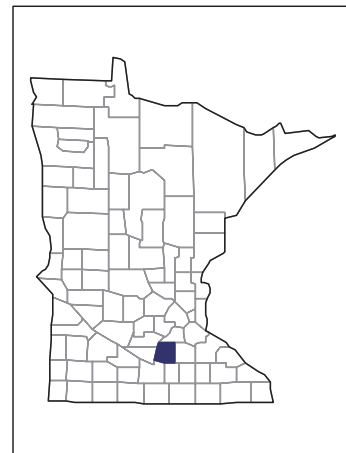
United States Department of Agriculture
National Agricultural Statistics Service

www.agcensus.usda.gov

2007 CENSUS OF AGRICULTURE

Le Sueur County – Minnesota

**Farms with Asian Operators
Compared with All Farms**



Data are not available at this geographic level for farms with Asian operators.



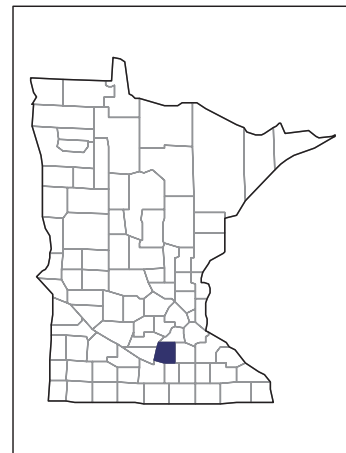
United States Department of Agriculture
National Agricultural Statistics Service

www.agcensus.usda.gov

2007 CENSUS *OF* **AGRICULTURE**

Le Sueur County – Minnesota

Farms with Black or African American Operators Compared with All Farms



Data are not available at this geographic level for farms with Black or African American operators.



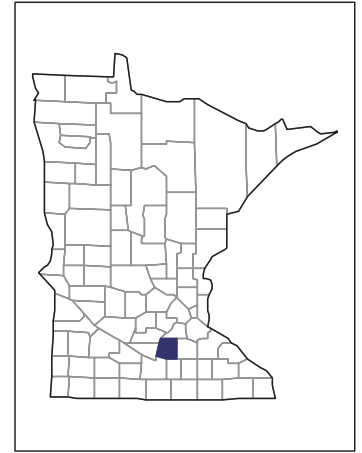
United States Department of Agriculture
National Agricultural Statistics Service

www.agcensus.usda.gov

2007 CENSUS OF AGRICULTURE

Le Sueur County – Minnesota

Farms with Native Hawaiian or Other Pacific Islander Operators Compared with All Farms



Data are not available at this geographic level for farms with Native Hawaiian or Other Pacific Islander operators.



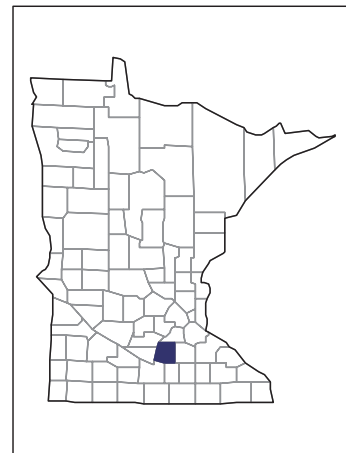
United States Department of Agriculture
National Agricultural Statistics Service

www.agcensus.usda.gov

2007 CENSUS OF AGRICULTURE

Le Sueur County – Minnesota

**Farms with White Operators
Compared with All Farms**



Data are not available at this geographic level for farms with White operators.



United States Department of Agriculture
National Agricultural Statistics Service

www.agcensus.usda.gov

