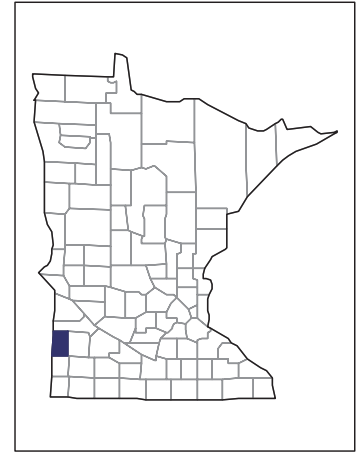


2007 CENSUS OF AGRICULTURE



Lincoln County – Minnesota

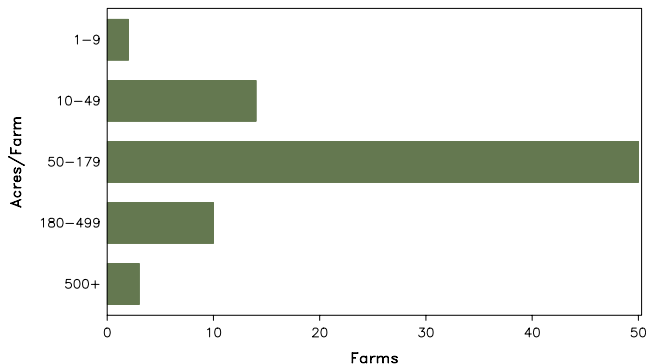
Farms with Women Principal Operators Compared with All Farms

	Women Principal Operators	All Farms
Number of Farms	79	784
Land in Farms	11,511 acres	286,255 acres
Average Size of Farm	146 acres	365 acres
Market Value of Products Sold	\$1,822,000	\$135,101,000
Crop Sales	\$771,000	\$71,901,000
Livestock Sales	\$1,050,000	\$63,200,000
Average Per Farm	\$23,059	\$172,323
Government Payments	\$406,000	\$5,794,000
Average Per Farm Receiving Payments	\$5,974	\$8,398

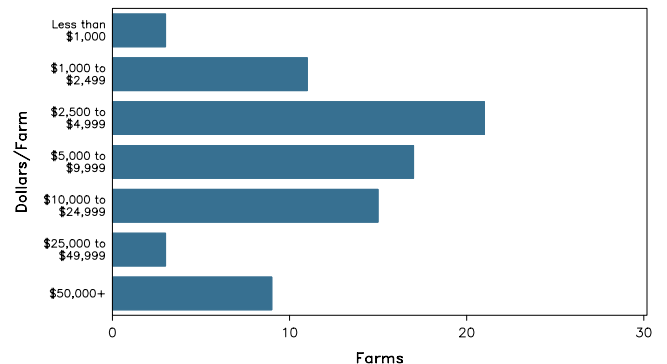
See footnotes on reverse page.

Farms with Women Principal Operators

Farms by Size



Farms by Economic Size



2007 CENSUS OF AGRICULTURE

Lincoln County – Minnesota Farms with Women Principal Operators

Selected Highlights

Item	Farms	Quantity
MARKET VALUE OF AGRICULTURAL PRODUCTS SOLD (\$1,000)		
Total value of agricultural products sold	79	1,822
Value of crops including nursery and greenhouse	9	771
Value of livestock, poultry, and their products	20	1,050
VALUE OF SALES BY COMMODITY GROUP (\$1,000)		
Grains, oilseeds, dry beans, and dry peas	7	(D)
Tobacco	-	-
Cotton and cottonseed	-	-
Vegetables, melons, potatoes and sweet potatoes	-	-
Fruits, tree nuts, and berries	-	-
Nursery, greenhouse, floriculture, and sod	-	-
Cut Christmas trees and short rotation woody crops	-	-
Other crops and hay	2	(D)
Poultry and eggs	4	2
Cattle and calves	13	453
Milk and other dairy products from cows	1	(D)
Hogs and pigs	1	(D)
Sheep, goats, and their products	3	4
Horses, ponies, mules, burros, and donkeys	1	(D)
Aquaculture	-	-
Other animals and other animal products	2	(D)
TOP CROP ITEMS (acres)		
Corn for grain	6	918
Soybeans for beans	5	915
Forage - land used for all hay and haylage, grass silage, and greenchop	6	384
Wheat for grain, all	2	(D)
Corn for silage or greenchop	2	(D)
TOP LIVESTOCK INVENTORY ITEMS (number)		
Hogs and pigs	1	(D)
Cattle and calves	13	715
Layers	4	90
Colonies of bees	2	(D)
Sheep and lambs	2	(D)

Operator Characteristics

Item	Quantity
Primary occupation:	
Farming	24
Other	55
Days worked off farm:	
None	37
Any	42
Years on present farm:	
2 years or less	4
3 to 4 years	4
5 to 9 years	6
10 years or more	65
Age group:	
Under 45 years	15
45 to 64 years	22
65 years and over	42
Average age of principal operator (years)	64.9

Economic Characteristics

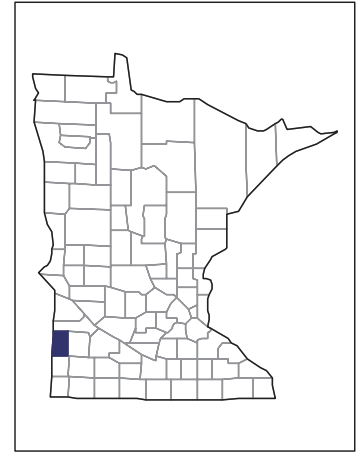
Item	Quantity
Farms by value of sales:	
Less than \$1,000	56
\$1,000 to \$2,499	1
\$2,500 to \$4,999	2
\$5,000 to \$9,999	4
\$10,000 to \$49,999	9
\$50,000 to \$99,999	2
\$100,000 to \$249,999	3
\$250,000 to \$499,999	1
\$500,000 or more	1
Total farm production expenses (\$1,000)	1,422
Average per farm (\$)	17,996
Net cash farm income of operation (\$1,000)	1,512
Average per farm (\$)	19,134
Value of agricultural products sold directly to individuals for human consumption (\$1,000)	(D)
Total organic product sales (\$1,000)	-
Total income from farm-related sources, gross before taxes and expenses (\$1,000)	705

See "Census of Agriculture, Volume 1, Geographic Area Series" for complete footnotes, explanations, definitions, and methodology.
(D) Cannot be disclosed. (Z) Less than half of the unit shown.

2007 CENSUS OF AGRICULTURE

Lincoln County – Minnesota

Farms with Spanish, Hispanic, or Latino Operators Compared with All Farms



Data are not available at this geographic level for farms with Spanish, Hispanic, or Latino operators.



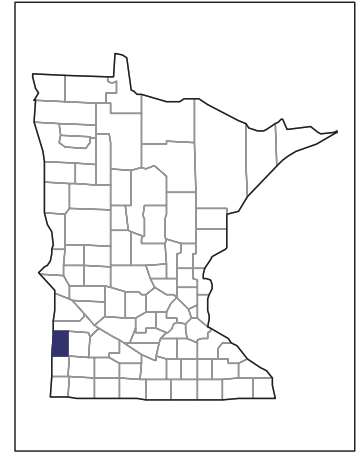
United States Department of Agriculture
National Agricultural Statistics Service

www.agcensus.usda.gov

2007 CENSUS OF AGRICULTURE

Lincoln County – Minnesota

Farms with American Indian or Alaska Native Operators Compared with All Farms



Data are not available at this geographic level for farms with American Indian or Alaska Native operators.



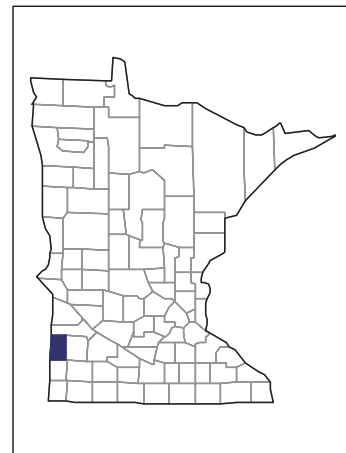
United States Department of Agriculture
National Agricultural Statistics Service

www.agcensus.usda.gov

2007 CENSUS *OF* AGRICULTURE

Lincoln County – Minnesota

**Farms with Asian Operators
Compared with All Farms**



Data are not available at this geographic level for farms with Asian operators.



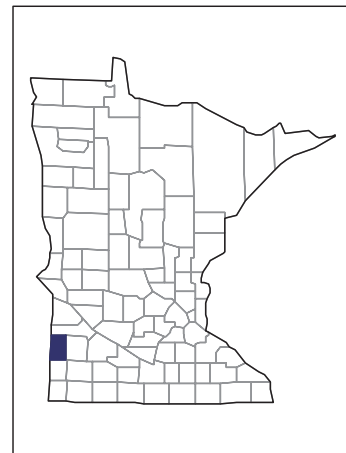
United States Department of Agriculture
National Agricultural Statistics Service

www.agcensus.usda.gov

2007 CENSUS OF AGRICULTURE

Lincoln County – Minnesota

Farms with Black or African American Operators Compared with All Farms



Data are not available at this geographic level for farms with Black or African American operators.



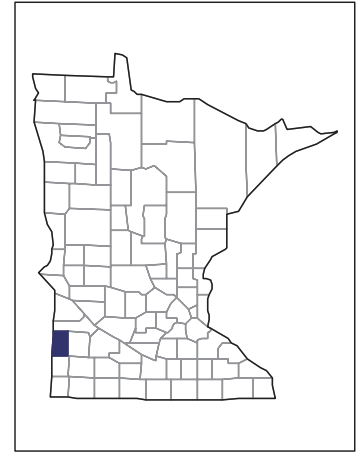
United States Department of Agriculture
National Agricultural Statistics Service

www.agcensus.usda.gov

2007 CENSUS OF AGRICULTURE

Lincoln County – Minnesota

Farms with Native Hawaiian or Other Pacific Islander Operators Compared with All Farms



Data are not available at this geographic level for farms with Native Hawaiian or Other Pacific Islander operators.



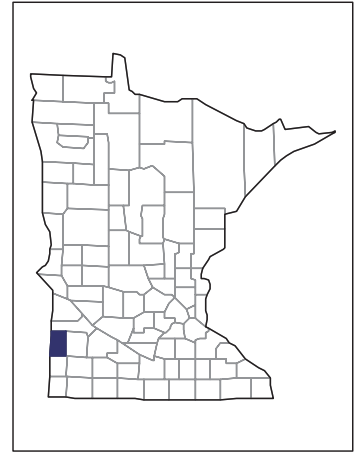
United States Department of Agriculture
National Agricultural Statistics Service

www.agcensus.usda.gov

2007 CENSUS *OF* AGRICULTURE

Lincoln County – Minnesota

**Farms with White Operators
Compared with All Farms**



Data are not available at this geographic level for farms with White operators.



United States Department of Agriculture
National Agricultural Statistics Service

www.agcensus.usda.gov

