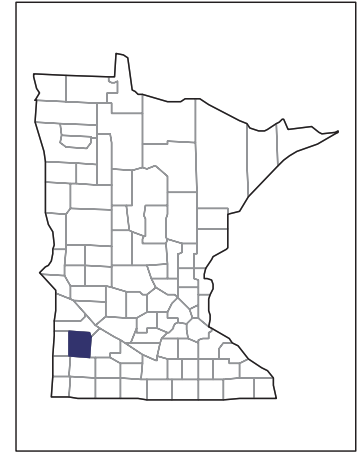


2007 CENSUS OF AGRICULTURE



Lyon County – Minnesota

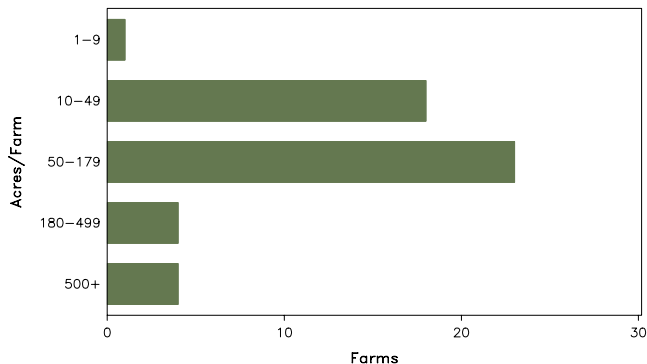
Farms with Women Principal Operators Compared with All Farms

	Women Principal Operators	All Farms
Number of Farms	50	1,011
Land in Farms	8,728 acres	428,693 acres
Average Size of Farm	175 acres	424 acres
Market Value of Products Sold	\$4,562,000	\$305,723,000
Crop Sales	\$1,101,000	\$139,781,000
Livestock Sales	\$3,460,000	\$165,942,000
Average Per Farm	\$91,234	\$302,397
Government Payments	\$209,000	\$7,804,000
Average Per Farm Receiving Payments	\$5,087	\$9,160

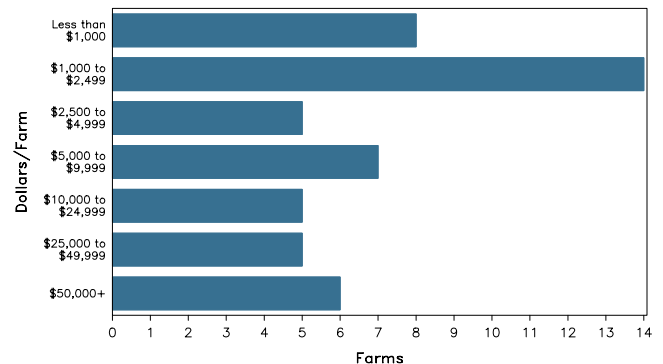
See footnotes on reverse page.

Farms with Women Principal Operators

Farms by Size



Farms by Economic Size



2007 CENSUS OF AGRICULTURE

Lyon County – Minnesota Farms with Women Principal Operators

Selected Highlights

Item	Farms	Quantity
MARKET VALUE OF AGRICULTURAL PRODUCTS SOLD (\$1,000)		
Total value of agricultural products sold	50	4,562
Value of crops including nursery and greenhouse	14	1,101
Value of livestock, poultry, and their products	5	3,460
VALUE OF SALES BY COMMODITY GROUP (\$1,000)		
Grains, oilseeds, dry beans, and dry peas	11	(D)
Tobacco	-	-
Cotton and cottonseed	-	-
Vegetables, melons, potatoes and sweet potatoes	-	-
Fruits, tree nuts, and berries	-	-
Nursery, greenhouse, floriculture, and sod	-	-
Cut Christmas trees and short rotation woody crops	-	-
Other crops and hay	3	(D)
Poultry and eggs	1	(D)
Cattle and calves	1	(D)
Milk and other dairy products from cows	1	(D)
Hogs and pigs	4	3,416
Sheep, goats, and their products	1	(D)
Horses, ponies, mules, burros, and donkeys	-	-
Aquaculture	-	-
Other animals and other animal products	-	-
TOP CROP ITEMS (acres)		
Corn for grain	9	3,208
Soybeans for beans	7	1,176
Wheat for grain, all	1	(D)
Forage - land used for all hay and haylage, grass silage, and greenchop	5	93
Oats for grain	2	(D)
TOP LIVESTOCK INVENTORY ITEMS (number)		
Hogs and pigs	4	10,575
Sheep and lambs	1	(D)
Broilers and other meat-type chickens	1	(D)
Horses and ponies	8	64
Cattle and calves	1	(D)

Operator Characteristics

Item	Quantity
Primary occupation:	
Farming	11
Other	39
Days worked off farm:	
None	27
Any	23
Years on present farm:	
2 years or less	3
3 to 4 years	2
5 to 9 years	3
10 years or more	42
Age group:	
Under 45 years	1
45 to 64 years	20
65 years and over	29
Average age of principal operator (years)	68.5

Economic Characteristics

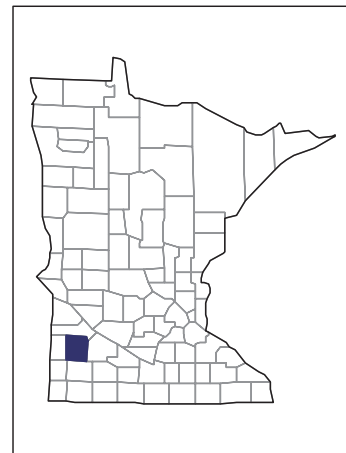
Item	Quantity
Farms by value of sales:	
Less than \$1,000	35
\$1,000 to \$2,499	-
\$2,500 to \$4,999	1
\$5,000 to \$9,999	2
\$10,000 to \$49,999	6
\$50,000 to \$99,999	1
\$100,000 to \$249,999	1
\$250,000 to \$499,999	1
\$500,000 or more	3
Total farm production expenses (\$1,000)	2,488
Average per farm (\$)	49,768
Net cash farm income of operation (\$1,000)	2,602
Average per farm (\$)	52,047
Value of agricultural products sold directly to individuals for human consumption (\$1,000)	(D)
Total organic product sales (\$1,000)	-
Total income from farm-related sources, gross before taxes and expenses (\$1,000)	320

See "Census of Agriculture, Volume 1, Geographic Area Series" for complete footnotes, explanations, definitions, and methodology.
(D) Cannot be disclosed. (Z) Less than half of the unit shown.

2007 CENSUS OF AGRICULTURE

Lyon County – Minnesota

Farms with Spanish, Hispanic, or Latino Operators Compared with All Farms



Data are not available at this geographic level for farms with Spanish, Hispanic, or Latino operators.



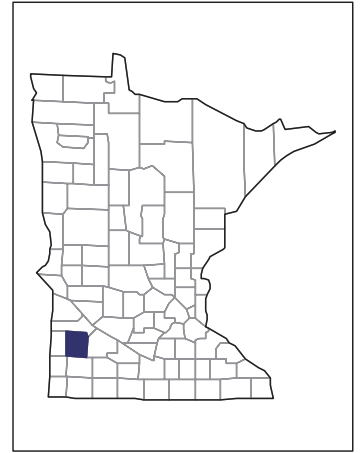
United States Department of Agriculture
National Agricultural Statistics Service

www.agcensus.usda.gov

2007 CENSUS OF AGRICULTURE

Lyon County – Minnesota

Farms with American Indian or Alaska Native Operators Compared with All Farms



Data are not available at this geographic level for farms with American Indian or Alaska Native operators.



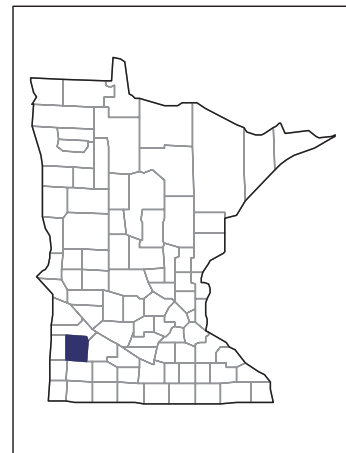
United States Department of Agriculture
National Agricultural Statistics Service

www.agcensus.usda.gov

2007 CENSUS *OF* **AGRICULTURE**

Lyon County – Minnesota

**Farms with Asian Operators
Compared with All Farms**



Data are not available at this geographic level for farms with Asian operators.



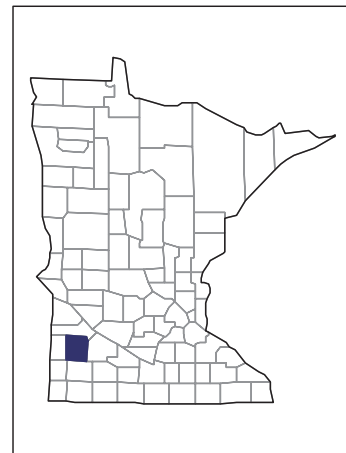
United States Department of Agriculture
National Agricultural Statistics Service

www.agcensus.usda.gov

2007 CENSUS *OF* **AGRICULTURE**

Lyon County – Minnesota

**Farms with Black or African American
Operators Compared with All Farms**



Data are not available at this geographic level for farms with Black or African American operators.



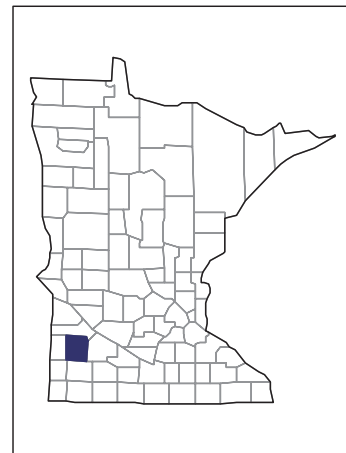
United States Department of Agriculture
National Agricultural Statistics Service

www.agcensus.usda.gov

2007 CENSUS OF AGRICULTURE

Lyon County – Minnesota

Farms with Native Hawaiian or Other Pacific Islander Operators Compared with All Farms



Data are not available at this geographic level for farms with Native Hawaiian or Other Pacific Islander operators.



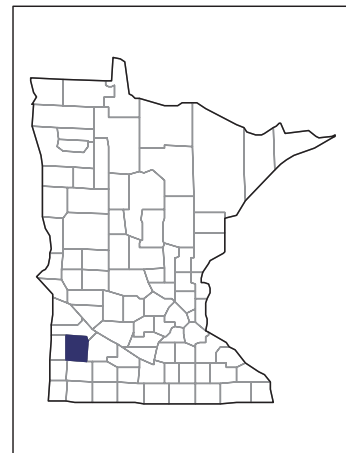
United States Department of Agriculture
National Agricultural Statistics Service

www.agcensus.usda.gov

2007 CENSUS OF AGRICULTURE

Lyon County – Minnesota

**Farms with White Operators
Compared with All Farms**



Data are not available at this geographic level for farms with White operators.



United States Department of Agriculture
National Agricultural Statistics Service

www.agcensus.usda.gov

