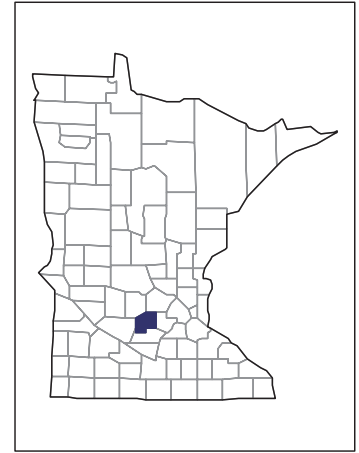


# 2007 CENSUS OF AGRICULTURE



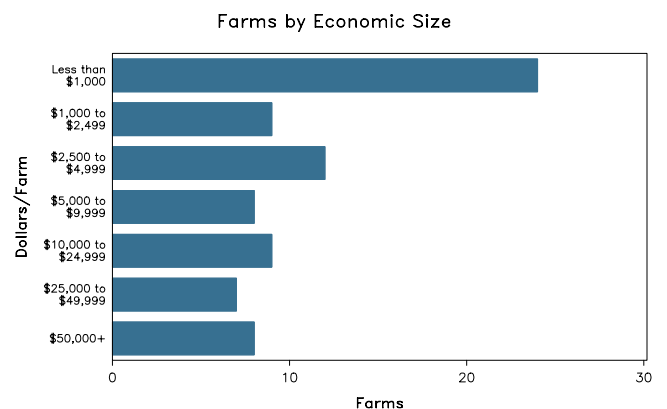
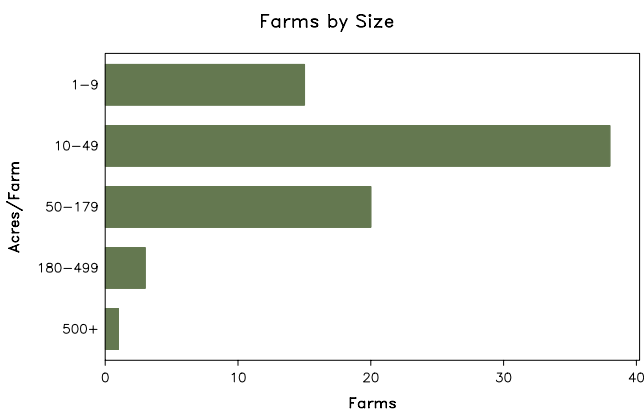
## McLeod County – Minnesota

### Farms with Women Principal Operators Compared with All Farms

	Women Principal Operators	All Farms
<b>Number of Farms</b>	77	1,021
<b>Land in Farms</b>	4,207 acres	243,958 acres
<b>Average Size of Farm</b>	55 acres	239 acres
<b>Market Value of Products Sold</b>	\$1,244,000	\$125,439,000
Crop Sales	\$931,000	\$78,678,000
Livestock Sales	\$313,000	\$46,761,000
Average Per Farm	\$16,161	\$122,859
<b>Government Payments</b>	\$117,000	\$4,385,000
Average Per Farm Receiving Payments	\$2,924	\$5,785

See footnotes on reverse page.

### Farms with Women Principal Operators



# 2007 CENSUS OF AGRICULTURE

## McLeod County – Minnesota Farms with Women Principal Operators

### Selected Highlights

Item	Farms	Quantity
<b>MARKET VALUE OF AGRICULTURAL PRODUCTS SOLD (\$1,000)</b>		
Total value of agricultural products sold	77	1,244
Value of crops including nursery and greenhouse	27	931
Value of livestock, poultry, and their products	24	313
<b>VALUE OF SALES BY COMMODITY GROUP (\$1,000)</b>		
Grains, oilseeds, dry beans, and dry peas	16	638
Tobacco	-	-
Cotton and cottonseed	-	-
Vegetables, melons, potatoes and sweet potatoes	7	134
Fruits, tree nuts, and berries	4	(D)
Nursery, greenhouse, floriculture, and sod	2	(D)
Cut Christmas trees and short rotation woody crops	-	-
Other crops and hay	7	49
Poultry and eggs	12	5
Cattle and calves	8	95
Milk and other dairy products from cows	1	(D)
Hogs and pigs	2	(D)
Sheep, goats, and their products	-	-
Horses, ponies, mules, burros, and donkeys	3	(D)
Aquaculture	-	-
Other animals and other animal products	3	11
<b>TOP CROP ITEMS (acres)</b>		
Corn for grain	15	986
Soybeans for beans	7	510
Forage - land used for all hay and haylage, grass silage, and greenchop	19	315
Sugarbeets for sugar	2	(D)
Oats for grain	3	40
<b>TOP LIVESTOCK INVENTORY ITEMS (number)</b>		
Layers	12	266
Cattle and calves	8	166
Horses and ponies	18	125
Alpacas	6	72
Goats, all	5	50

### Operator Characteristics

Item	Quantity
Primary occupation:	
Farming	31
Other	46
Days worked off farm:	
None	18
Any	59
Years on present farm:	
2 years or less	6
3 to 4 years	4
5 to 9 years	18
10 years or more	49
Age group:	
Under 45 years	6
45 to 64 years	50
65 years and over	21
Average age of principal operator (years)	57.9

### Economic Characteristics

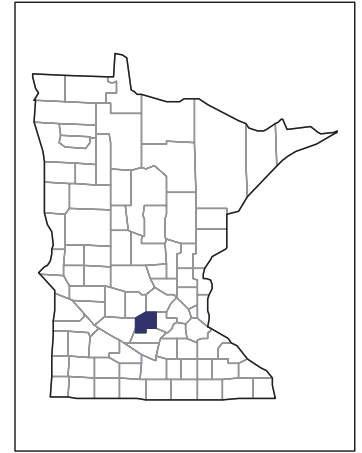
Item	Quantity
Farms by value of sales:	
Less than \$1,000	44
\$1,000 to \$2,499	3
\$2,500 to \$4,999	3
\$5,000 to \$9,999	4
\$10,000 to \$49,999	15
\$50,000 to \$99,999	6
\$100,000 to \$249,999	2
\$250,000 to \$499,999	-
\$500,000 or more	-
Total farm production expenses (\$1,000)	1,412
Average per farm (\$)	18,339
Net cash farm income of operation (\$1,000)	275
Average per farm (\$)	3,567
Value of agricultural products sold directly to individuals for human consumption (\$1,000)	202
Total organic product sales (\$1,000)	118
Total income from farm-related sources, gross before taxes and expenses (\$1,000)	325

See "Census of Agriculture, Volume 1, Geographic Area Series" for complete footnotes, explanations, definitions, and methodology.  
(D) Cannot be disclosed. (Z) Less than half of the unit shown.

# 2007 CENSUS *OF* AGRICULTURE

## McLeod County – Minnesota

### Farms with Spanish, Hispanic, or Latino Operators Compared with All Farms



Data are not available at this geographic level for farms with Spanish, Hispanic, or Latino operators.



United States Department of Agriculture  
National Agricultural Statistics Service

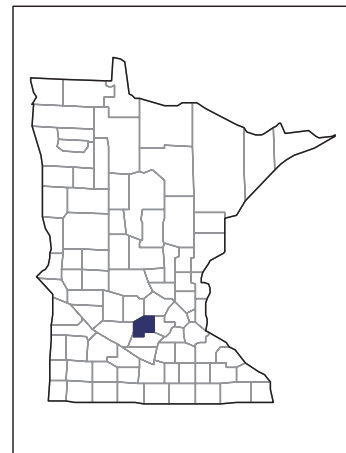
[www.agcensus.usda.gov](http://www.agcensus.usda.gov)



# 2007 CENSUS OF AGRICULTURE

## McLeod County – Minnesota

### Farms with American Indian or Alaska Native Operators Compared with All Farms



Data are not available at this geographic level for farms with American Indian or Alaska Native operators.



United States Department of Agriculture  
National Agricultural Statistics Service

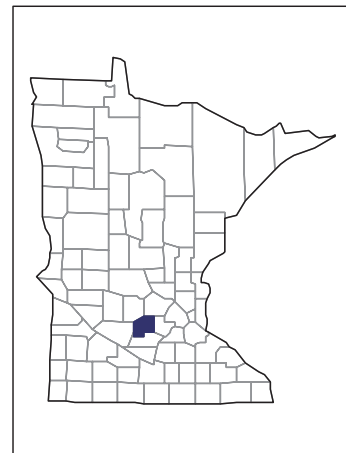
[www.agcensus.usda.gov](http://www.agcensus.usda.gov)



# 2007 CENSUS *OF* AGRICULTURE

**McLeod County – Minnesota**

**Farms with Asian Operators  
Compared with All Farms**



**Data are not available at this geographic level for farms with Asian operators.**



United States Department of Agriculture  
National Agricultural Statistics Service

[www.agcensus.usda.gov](http://www.agcensus.usda.gov)

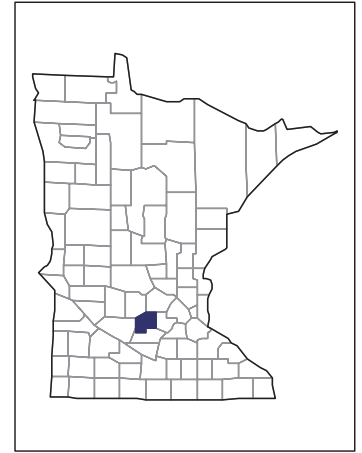




# 2007 CENSUS OF AGRICULTURE

## McLeod County – Minnesota

### Farms with Black or African American Operators Compared with All Farms



Data are not available at this geographic level for farms with Black or African American operators.



United States Department of Agriculture  
National Agricultural Statistics Service

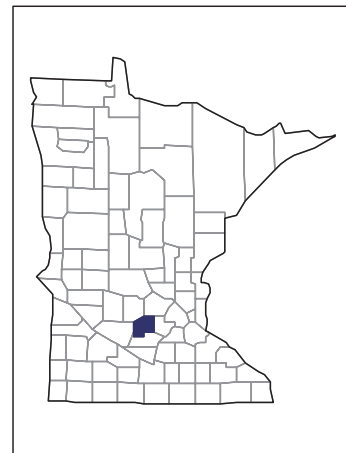
[www.agcensus.usda.gov](http://www.agcensus.usda.gov)



# 2007 CENSUS OF AGRICULTURE

## McLeod County – Minnesota

### Farms with Native Hawaiian or Other Pacific Islander Operators Compared with All Farms



Data are not available at this geographic level for farms with Native Hawaiian or Other Pacific Islander operators.



United States Department of Agriculture  
National Agricultural Statistics Service

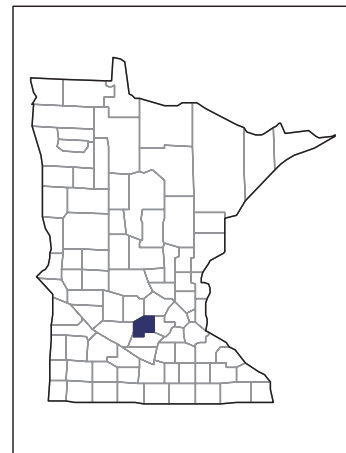
[www.agcensus.usda.gov](http://www.agcensus.usda.gov)



# 2007 CENSUS OF AGRICULTURE

**McLeod County – Minnesota**

**Farms with White Operators  
Compared with All Farms**



**Data are not available at this geographic level for farms with White operators.**



United States Department of Agriculture  
National Agricultural Statistics Service

[www.agcensus.usda.gov](http://www.agcensus.usda.gov)

