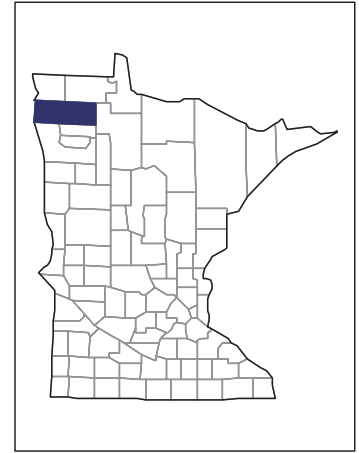


2007 CENSUS OF AGRICULTURE



Marshall County – Minnesota

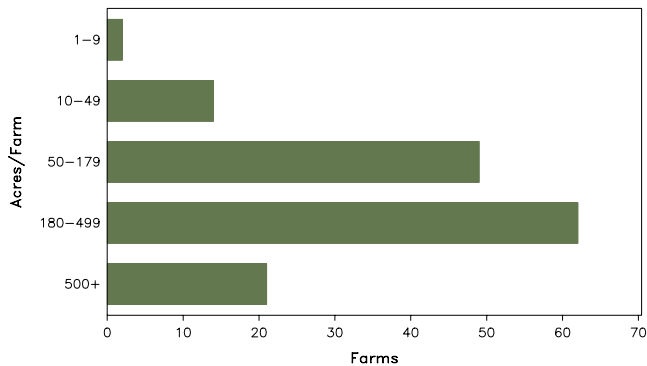
Farms with Women Principal Operators Compared with All Farms

	Women Principal Operators	All Farms
Number of Farms	148	1,405
Land in Farms	48,162 acres	910,687 acres
Average Size of Farm	325 acres	648 acres
Market Value of Products Sold	\$1,212,000	\$189,849,000
Crop Sales	\$1,180,000	\$179,979,000
Livestock Sales	\$32,000	\$9,870,000
Average Per Farm	\$8,191	\$135,124
Government Payments	\$1,386,000	\$17,581,000
Average Per Farm Receiving Payments	\$10,582	\$14,340

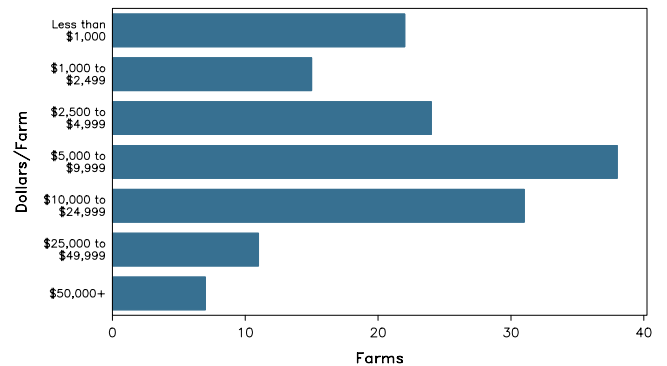
See footnotes on reverse page.

Farms with Women Principal Operators

Farms by Size



Farms by Economic Size



2007 CENSUS OF AGRICULTURE

Marshall County – Minnesota Farms with Women Principal Operators

Selected Highlights

Item	Farms	Quantity
MARKET VALUE OF AGRICULTURAL PRODUCTS SOLD (\$1,000)		
Total value of agricultural products sold	148	1,212
Value of crops including nursery and greenhouse	16	1,180
Value of livestock, poultry, and their products	6	32
VALUE OF SALES BY COMMODITY GROUP (\$1,000)		
Grains, oilseeds, dry beans, and dry peas	6	(D)
Tobacco	-	-
Cotton and cottonseed	-	-
Vegetables, melons, potatoes and sweet potatoes	3	(D)
Fruits, tree nuts, and berries	-	-
Nursery, greenhouse, floriculture, and sod	1	(D)
Cut Christmas trees and short rotation woody crops	-	-
Other crops and hay	7	20
Poultry and eggs	-	-
Cattle and calves	3	(D)
Milk and other dairy products from cows	-	-
Hogs and pigs	-	-
Sheep, goats, and their products	-	-
Horses, ponies, mules, burros, and donkeys	-	-
Aquaculture	-	-
Other animals and other animal products	3	(D)
TOP CROP ITEMS (acres)		
Wheat for grain, all	6	2,675
Soybeans for beans	4	2,456
Forage - land used for all hay and haylage, grass silage, and greenchop	9	446
Barley for grain	2	(D)
Sunflower seed, all	2	(D)
TOP LIVESTOCK INVENTORY ITEMS (number)		
Cattle and calves	4	199
Horses and ponies	7	161
Rabbits and their pelts	2	(D)
Mules, burros, and donkeys	2	(D)

Operator Characteristics

Item	Quantity
Primary occupation:	
Farming	33
Other	115
Days worked off farm:	
None	60
Any	88
Years on present farm:	
2 years or less	3
3 to 4 years	7
5 to 9 years	24
10 years or more	114
Age group:	
Under 45 years	18
45 to 64 years	57
65 years and over	73
Average age of principal operator (years)	64.8

Economic Characteristics

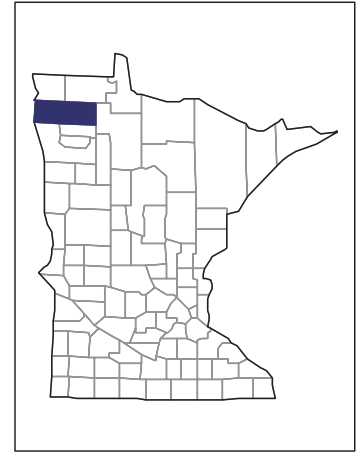
Item	Quantity
Farms by value of sales:	
Less than \$1,000	132
\$1,000 to \$2,499	3
\$2,500 to \$4,999	3
\$5,000 to \$9,999	4
\$10,000 to \$49,999	1
\$50,000 to \$99,999	-
\$100,000 to \$249,999	3
\$250,000 to \$499,999	2
\$500,000 or more	-
Total farm production expenses (\$1,000)	1,903
Average per farm (\$)	12,858
Net cash farm income of operation (\$1,000)	1,127
Average per farm (\$)	7,613
Value of agricultural products sold directly to individuals for human consumption (\$1,000)	(D)
Total organic product sales (\$1,000)	-
Total income from farm-related sources, gross before taxes and expenses (\$1,000)	431

See "Census of Agriculture, Volume 1, Geographic Area Series" for complete footnotes, explanations, definitions, and methodology.
(D) Cannot be disclosed. (Z) Less than half of the unit shown.

2007 CENSUS OF AGRICULTURE

Marshall County – Minnesota

Farms with Spanish, Hispanic, or Latino Operators Compared with All Farms



Data are not available at this geographic level for farms with Spanish, Hispanic, or Latino operators.



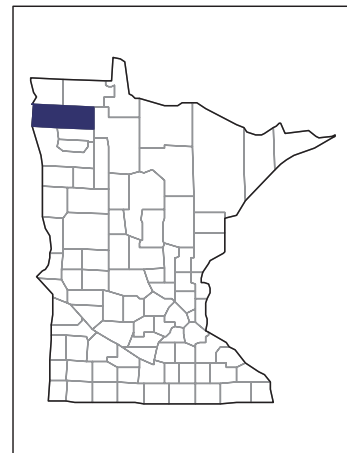
United States Department of Agriculture
National Agricultural Statistics Service

www.agcensus.usda.gov

2007 CENSUS OF AGRICULTURE

Marshall County – Minnesota

Farms with American Indian or Alaska Native Operators Compared with All Farms



Data are not available at this geographic level for farms with American Indian or Alaska Native operators.



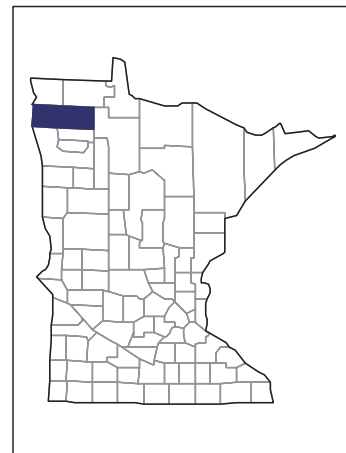
United States Department of Agriculture
National Agricultural Statistics Service

www.agcensus.usda.gov

2007 CENSUS *OF* AGRICULTURE

Marshall County – Minnesota

**Farms with Asian Operators
Compared with All Farms**



Data are not available at this geographic level for farms with Asian operators.



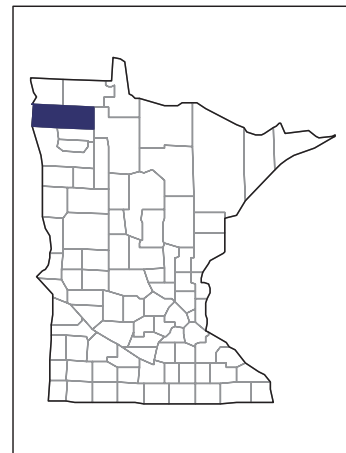
United States Department of Agriculture
National Agricultural Statistics Service

www.agcensus.usda.gov

2007 CENSUS OF AGRICULTURE

Marshall County – Minnesota

Farms with Black or African American Operators Compared with All Farms



Data are not available at this geographic level for farms with Black or African American operators.



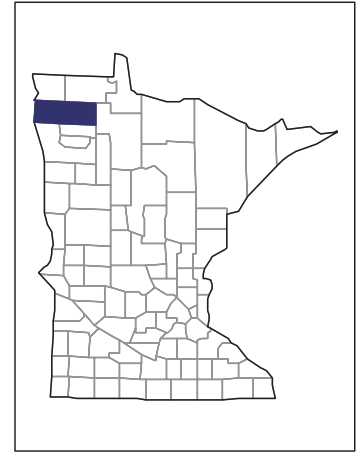
United States Department of Agriculture
National Agricultural Statistics Service

www.agcensus.usda.gov

2007 CENSUS OF AGRICULTURE

Marshall County – Minnesota

Farms with Native Hawaiian or Other Pacific Islander Operators Compared with All Farms



Data are not available at this geographic level for farms with Native Hawaiian or Other Pacific Islander operators.



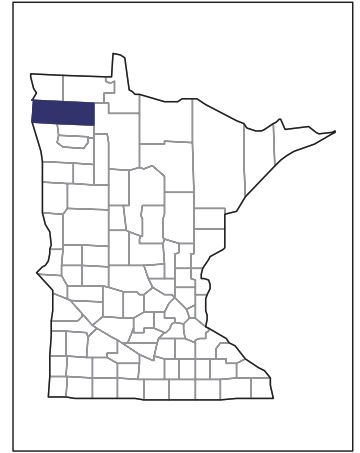
United States Department of Agriculture
National Agricultural Statistics Service

www.agcensus.usda.gov

2007 CENSUS *OF* **AGRICULTURE**

Marshall County – Minnesota

**Farms with White Operators
Compared with All Farms**



Data are not available at this geographic level for farms with White operators.



United States Department of Agriculture
National Agricultural Statistics Service

www.agcensus.usda.gov

