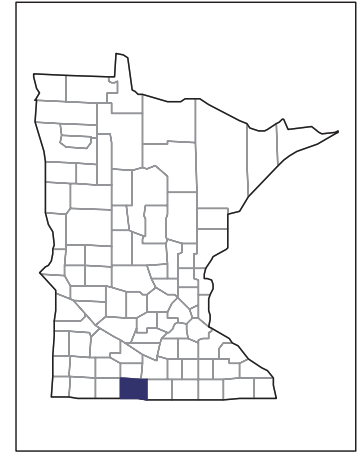


2007 CENSUS OF AGRICULTURE



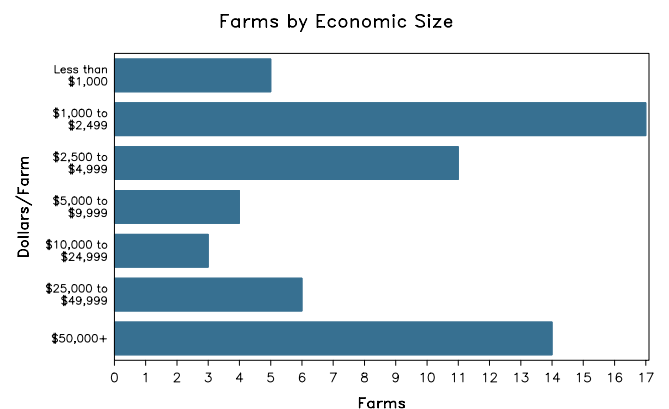
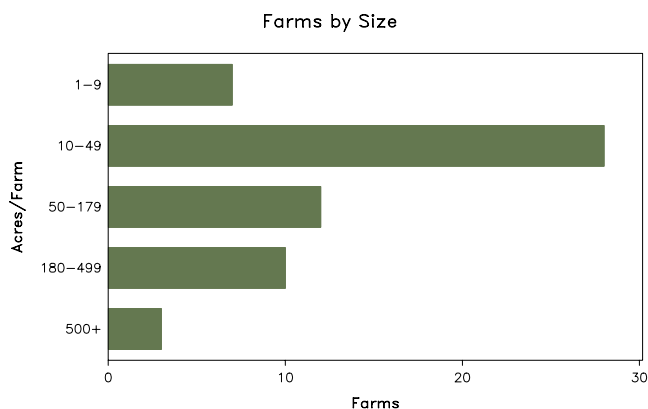
Martin County – Minnesota

Farms with Women Principal Operators Compared with All Farms

	Women Principal Operators	All Farms
Number of Farms	60	960
Land in Farms	9,495 acres	449,655 acres
Average Size of Farm	158 acres	468 acres
Market Value of Products Sold	\$9,831,000	\$402,991,000
Crop Sales	\$3,186,000	\$184,640,000
Livestock Sales	\$6,646,000	\$218,351,000
Average Per Farm	\$163,852	\$419,783
Government Payments	\$132,000	\$9,969,000
Average Per Farm Receiving Payments	\$2,999	\$12,781

See footnotes on reverse page.

Farms with Women Principal Operators



2007 CENSUS OF AGRICULTURE

Martin County – Minnesota Farms with Women Principal Operators

Selected Highlights

Item	Farms	Quantity
MARKET VALUE OF AGRICULTURAL PRODUCTS SOLD (\$1,000)		
Total value of agricultural products sold	60	9,831
Value of crops including nursery and greenhouse	24	3,186
Value of livestock, poultry, and their products	17	6,646
VALUE OF SALES BY COMMODITY GROUP (\$1,000)		
Grains, oilseeds, dry beans, and dry peas	19	3,089
Tobacco	-	-
Cotton and cottonseed	-	-
Vegetables, melons, potatoes and sweet potatoes	2	(D)
Fruits, tree nuts, and berries	1	(D)
Nursery, greenhouse, floriculture, and sod	-	-
Cut Christmas trees and short rotation woody crops	-	-
Other crops and hay	5	(D)
Poultry and eggs	-	-
Cattle and calves	8	(D)
Milk and other dairy products from cows	2	(D)
Hogs and pigs	5	6,299
Sheep, goats, and their products	2	(D)
Horses, ponies, mules, burros, and donkeys	3	14
Aquaculture	-	-
Other animals and other animal products	-	-
TOP CROP ITEMS (acres)		
Corn for grain	19	4,341
Soybeans for beans	16	2,773
Forage - land used for all hay and haylage, grass silage, and greenchop	10	422
Corn for silage or greenchop	3	189
Vegetables harvested for sale	2	(D)
TOP LIVESTOCK INVENTORY ITEMS (number)		
Hogs and pigs	4	20,838
Cattle and calves	13	426
Horses and ponies	10	45
Sheep and lambs	2	(D)
Llamas	4	(D)

Operator Characteristics

Item	Quantity
Primary occupation:	
Farming	13
Other	47
Days worked off farm:	
None	31
Any	29
Years on present farm:	
2 years or less	-
3 to 4 years	4
5 to 9 years	14
10 years or more	42
Age group:	
Under 45 years	15
45 to 64 years	20
65 years and over	25
Average age of principal operator (years)	60.8

Economic Characteristics

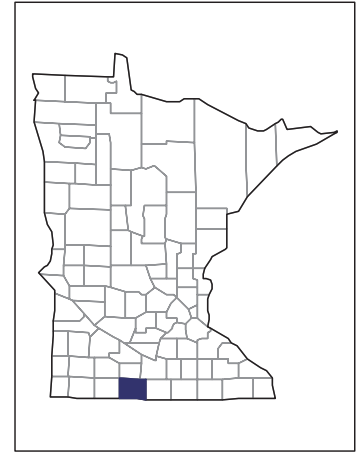
Item	Quantity
Farms by value of sales:	
Less than \$1,000	29
\$1,000 to \$2,499	1
\$2,500 to \$4,999	5
\$5,000 to \$9,999	3
\$10,000 to \$49,999	8
\$50,000 to \$99,999	2
\$100,000 to \$249,999	7
\$250,000 to \$499,999	-
\$500,000 or more	5
Total farm production expenses (\$1,000)	5,753
Average per farm (\$)	95,877
Net cash farm income of operation (\$1,000)	4,988
Average per farm (\$)	83,125
Value of agricultural products sold directly to individuals for human consumption (\$1,000)	(D)
Total organic product sales (\$1,000)	-
Total income from farm-related sources, gross before taxes and expenses (\$1,000)	777

See "Census of Agriculture, Volume 1, Geographic Area Series" for complete footnotes, explanations, definitions, and methodology.
(D) Cannot be disclosed. (Z) Less than half of the unit shown.

2007 CENSUS *OF* **AGRICULTURE**

Martin County – Minnesota

Farms with Spanish, Hispanic, or Latino Operators Compared with All Farms



Data are not available at this geographic level for farms with Spanish, Hispanic, or Latino operators.



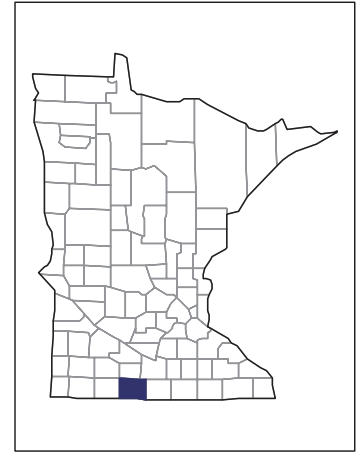
United States Department of Agriculture
National Agricultural Statistics Service

www.agcensus.usda.gov

2007 CENSUS OF AGRICULTURE

Martin County – Minnesota

Farms with American Indian or Alaska Native Operators Compared with All Farms



Data are not available at this geographic level for farms with American Indian or Alaska Native operators.



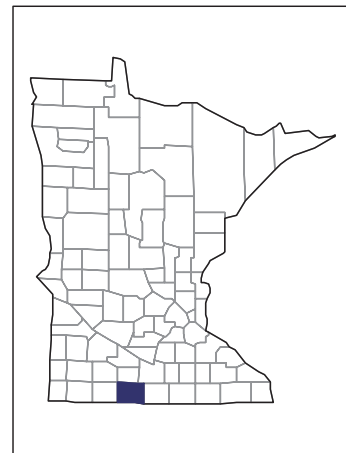
United States Department of Agriculture
National Agricultural Statistics Service

www.agcensus.usda.gov

2007 CENSUS *OF* **AGRICULTURE**

Martin County – Minnesota

**Farms with Asian Operators
Compared with All Farms**



Data are not available at this geographic level for farms with Asian operators.



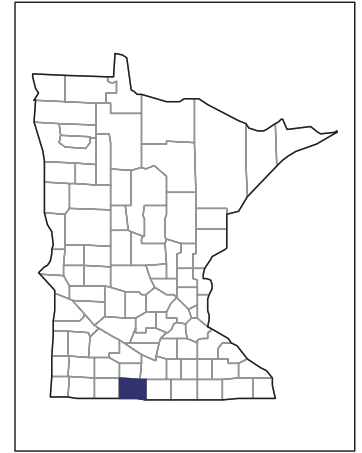
United States Department of Agriculture
National Agricultural Statistics Service

www.agcensus.usda.gov

2007 CENSUS OF AGRICULTURE

Martin County – Minnesota

Farms with Black or African American Operators Compared with All Farms



Data are not available at this geographic level for farms with Black or African American operators.



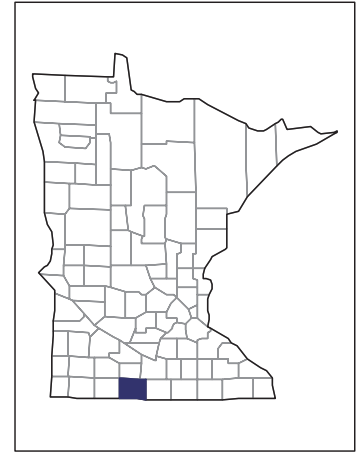
United States Department of Agriculture
National Agricultural Statistics Service

www.agcensus.usda.gov

2007 CENSUS OF AGRICULTURE

Martin County – Minnesota

Farms with Native Hawaiian or Other Pacific Islander Operators Compared with All Farms



Data are not available at this geographic level for farms with Native Hawaiian or Other Pacific Islander operators.



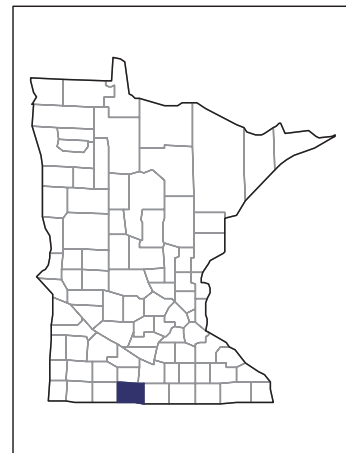
United States Department of Agriculture
National Agricultural Statistics Service

www.agcensus.usda.gov

2007 CENSUS OF AGRICULTURE

Martin County – Minnesota

**Farms with White Operators
Compared with All Farms**



Data are not available at this geographic level for farms with White operators.



United States Department of Agriculture
National Agricultural Statistics Service

www.agcensus.usda.gov

