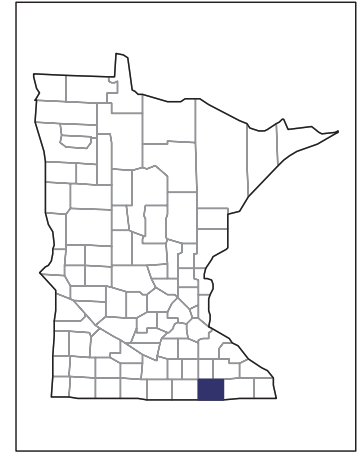


# 2007 CENSUS OF AGRICULTURE



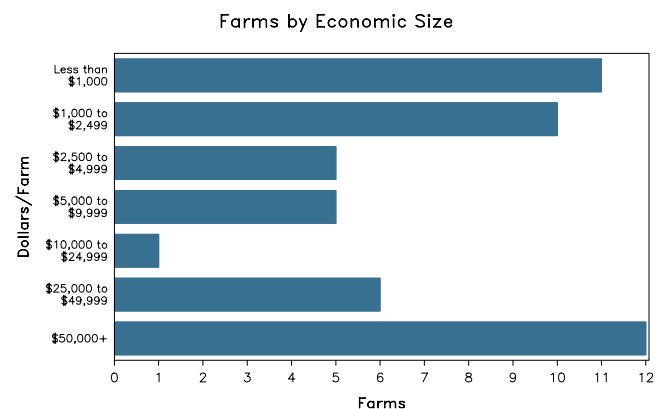
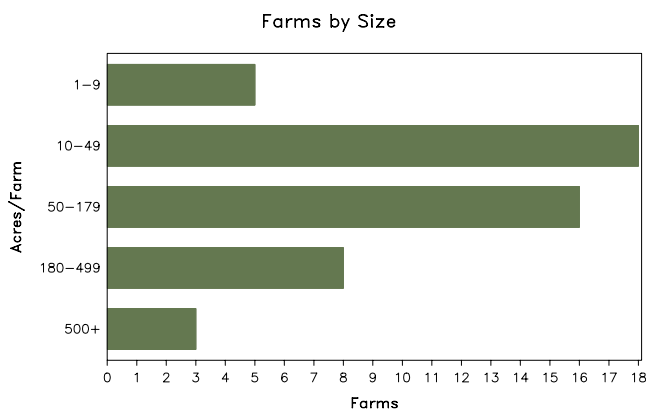
## Mower County – Minnesota

### Farms with Women Principal Operators Compared with All Farms

	Women Principal Operators	All Farms
<b>Number of Farms</b>	50	1,088
<b>Land in Farms</b>	11,712 acres	419,889 acres
<b>Average Size of Farm</b>	234 acres	386 acres
<b>Market Value of Products Sold</b>	\$6,033,000	\$287,603,000
Crop Sales	\$3,993,000	\$166,424,000
Livestock Sales	\$2,040,000	\$121,179,000
Average Per Farm	\$120,656	\$264,341
<b>Government Payments</b>	\$206,000	\$7,847,000
Average Per Farm Receiving Payments	\$6,056	\$9,784

See footnotes on reverse page.

### Farms with Women Principal Operators



# 2007 CENSUS OF AGRICULTURE

## Mower County – Minnesota Farms with Women Principal Operators

### Selected Highlights

Item	Farms	Quantity
<b>MARKET VALUE OF AGRICULTURAL PRODUCTS SOLD (\$1,000)</b>		
Total value of agricultural products sold	50	6,033
Value of crops including nursery and greenhouse	26	3,993
Value of livestock, poultry, and their products	13	2,040
<b>VALUE OF SALES BY COMMODITY GROUP (\$1,000)</b>		
Grains, oilseeds, dry beans, and dry peas	19	3,934
Tobacco	-	-
Cotton and cottonseed	-	-
Vegetables, melons, potatoes and sweet potatoes	-	-
Fruits, tree nuts, and berries	-	-
Nursery, greenhouse, floriculture, and sod	-	-
Cut Christmas trees and short rotation woody crops	-	-
Other crops and hay	10	59
Poultry and eggs	1	(D)
Cattle and calves	4	(D)
Milk and other dairy products from cows	-	-
Hogs and pigs	2	(D)
Sheep, goats, and their products	4	(D)
Horses, ponies, mules, burros, and donkeys	1	(D)
Aquaculture	-	-
Other animals and other animal products	2	(D)
<b>TOP CROP ITEMS (acres)</b>		
Soybeans for beans	17	4,699
Corn for grain	16	4,292
Forage - land used for all hay and haylage, grass silage, and greenchop	12	269
<b>TOP LIVESTOCK INVENTORY ITEMS (number)</b>		
Hogs and pigs	2	(D)
Cattle and calves	5	(D)
Layers	3	(D)
Goats, all	2	(D)
Horses and ponies	14	75

### Operator Characteristics

Item	Quantity
Primary occupation:	
Farming	15
Other	35
Days worked off farm:	
None	14
Any	36
Years on present farm:	
2 years or less	1
3 to 4 years	1
5 to 9 years	7
10 years or more	41
Age group:	
Under 45 years	4
45 to 64 years	34
65 years and over	12
Average age of principal operator (years)	59.3

### Economic Characteristics

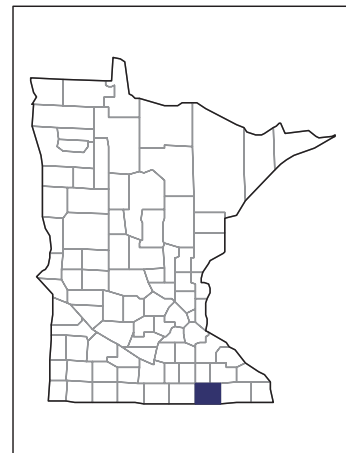
Item	Quantity
Farms by value of sales:	
Less than \$1,000	23
\$1,000 to \$2,499	3
\$2,500 to \$4,999	2
\$5,000 to \$9,999	3
\$10,000 to \$49,999	8
\$50,000 to \$99,999	4
\$100,000 to \$249,999	3
\$250,000 to \$499,999	-
\$500,000 or more	4
Total farm production expenses (\$1,000)	5,196
Average per farm (\$)	103,925
Net cash farm income of operation (\$1,000)	1,993
Average per farm (\$)	39,850
Value of agricultural products sold directly to individuals for human consumption (\$1,000)	(D)
Total organic product sales (\$1,000)	-
Total income from farm-related sources, gross before taxes and expenses (\$1,000)	950

See "Census of Agriculture, Volume 1, Geographic Area Series" for complete footnotes, explanations, definitions, and methodology.  
(D) Cannot be disclosed. (Z) Less than half of the unit shown.

# 2007 CENSUS OF AGRICULTURE

## Mower County – Minnesota

### Farms with Spanish, Hispanic, or Latino Operators Compared with All Farms



Data are not available at this geographic level for farms with Spanish, Hispanic, or Latino operators.



United States Department of Agriculture  
National Agricultural Statistics Service

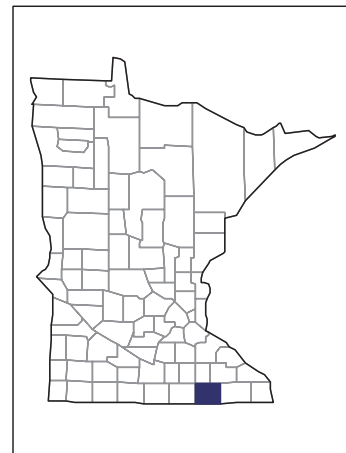
[www.agcensus.usda.gov](http://www.agcensus.usda.gov)



# 2007 CENSUS OF AGRICULTURE

## Mower County – Minnesota

### Farms with American Indian or Alaska Native Operators Compared with All Farms



Data are not available at this geographic level for farms with American Indian or Alaska Native operators.



United States Department of Agriculture  
National Agricultural Statistics Service

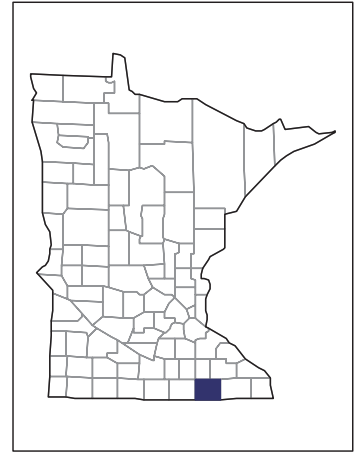
[www.agcensus.usda.gov](http://www.agcensus.usda.gov)



# 2007 CENSUS OF AGRICULTURE

**Mower County – Minnesota**

**Farms with Asian Operators  
Compared with All Farms**



**Data are not available at this geographic level for farms with Asian operators.**



United States Department of Agriculture  
National Agricultural Statistics Service

[www.agcensus.usda.gov](http://www.agcensus.usda.gov)

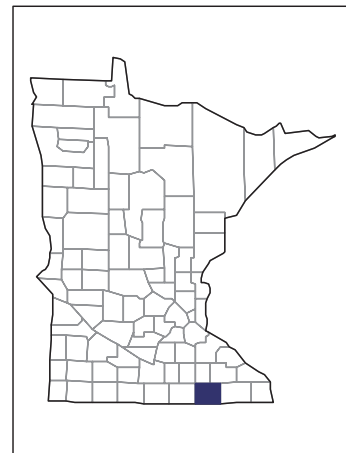




# 2007 CENSUS OF AGRICULTURE

## Mower County – Minnesota

### Farms with Black or African American Operators Compared with All Farms



Data are not available at this geographic level for farms with Black or African American operators.



United States Department of Agriculture  
National Agricultural Statistics Service

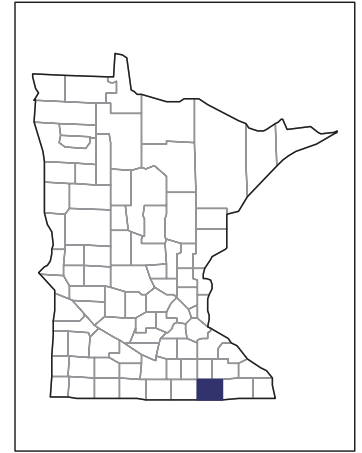
[www.agcensus.usda.gov](http://www.agcensus.usda.gov)



# 2007 CENSUS OF AGRICULTURE

## Mower County – Minnesota

### Farms with Native Hawaiian or Other Pacific Islander Operators Compared with All Farms



Data are not available at this geographic level for farms with Native Hawaiian or Other Pacific Islander operators.



United States Department of Agriculture  
National Agricultural Statistics Service

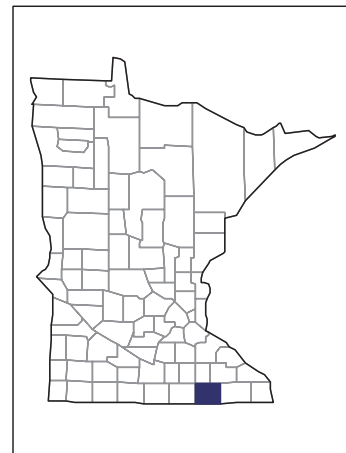
[www.agcensus.usda.gov](http://www.agcensus.usda.gov)



# 2007 CENSUS OF AGRICULTURE

**Mower County – Minnesota**

**Farms with White Operators  
Compared with All Farms**



**Data are not available at this geographic level for farms with White operators.**



United States Department of Agriculture  
National Agricultural Statistics Service

[www.agcensus.usda.gov](http://www.agcensus.usda.gov)

