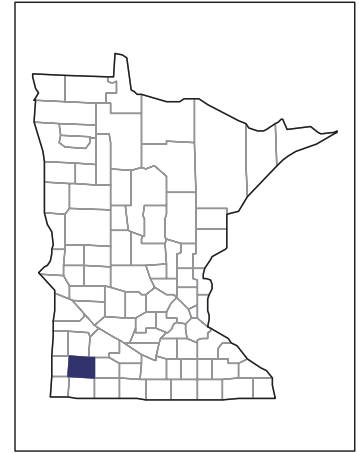


2007 CENSUS OF AGRICULTURE



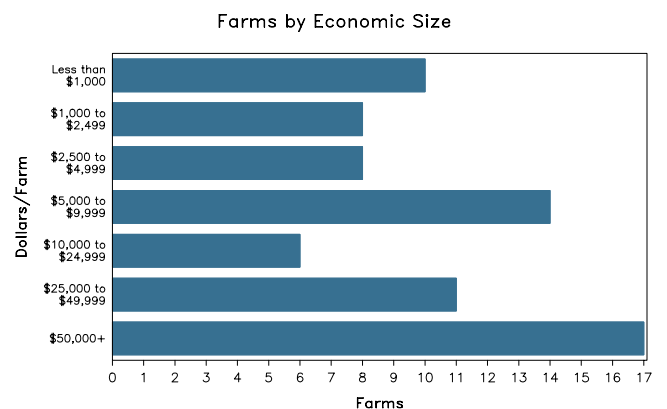
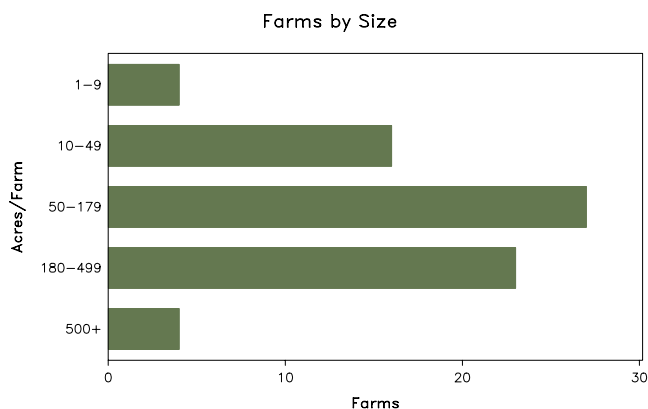
Murray County – Minnesota

Farms with Women Principal Operators Compared with All Farms

	Women Principal Operators	All Farms
Number of Farms	74	1,023
Land in Farms	16,365 acres	428,869 acres
Average Size of Farm	221 acres	419 acres
Market Value of Products Sold	\$4,662,000	\$237,143,000
Crop Sales	\$4,278,000	\$134,259,000
Livestock Sales	\$383,000	\$102,884,000
Average Per Farm	\$62,999	\$231,812
Government Payments	\$488,000	\$8,860,000
Average Per Farm Receiving Payments	\$7,387	\$10,011

See footnotes on reverse page.

Farms with Women Principal Operators



2007 CENSUS OF AGRICULTURE

Murray County – Minnesota Farms with Women Principal Operators

Selected Highlights

Item	Farms	Quantity
MARKET VALUE OF AGRICULTURAL PRODUCTS SOLD (\$1,000)		
Total value of agricultural products sold	74	4,662
Value of crops including nursery and greenhouse	32	4,278
Value of livestock, poultry, and their products	6	383
VALUE OF SALES BY COMMODITY GROUP (\$1,000)		
Grains, oilseeds, dry beans, and dry peas	29	4,265
Tobacco	-	-
Cotton and cottonseed	-	-
Vegetables, melons, potatoes and sweet potatoes	-	-
Fruits, tree nuts, and berries	-	-
Nursery, greenhouse, floriculture, and sod	-	-
Cut Christmas trees and short rotation woody crops	-	-
Other crops and hay	8	14
Poultry and eggs	-	-
Cattle and calves	4	(D)
Milk and other dairy products from cows	-	-
Hogs and pigs	2	(D)
Sheep, goats, and their products	-	-
Horses, ponies, mules, burros, and donkeys	-	-
Aquaculture	-	-
Other animals and other animal products	-	-
TOP CROP ITEMS (acres)		
Soybeans for beans	20	4,785
Corn for grain	24	4,402
Forage - land used for all hay and haylage, grass silage, and greenchop	13	187
Oats for grain	3	59
Corn for silage or greenchop	2	(D)
TOP LIVESTOCK INVENTORY ITEMS (number)		
Cattle and calves	11	441
Hogs and pigs	2	(D)
Horses and ponies	3	3

Operator Characteristics

Item	Quantity
Primary occupation:	
Farming	19
Other	55
Days worked off farm:	
None	38
Any	36
Years on present farm:	
2 years or less	6
3 to 4 years	1
5 to 9 years	11
10 years or more	56
Age group:	
Under 45 years	13
45 to 64 years	29
65 years and over	32
Average age of principal operator (years)	59.6

Economic Characteristics

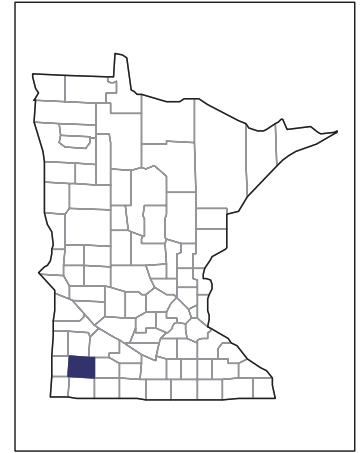
Item	Quantity
Farms by value of sales:	
Less than \$1,000	43
\$1,000 to \$2,499	1
\$2,500 to \$4,999	2
\$5,000 to \$9,999	3
\$10,000 to \$49,999	9
\$50,000 to \$99,999	7
\$100,000 to \$249,999	6
\$250,000 to \$499,999	2
\$500,000 or more	1
Total farm production expenses (\$1,000)	2,680
Average per farm (\$)	36,215
Net cash farm income of operation (\$1,000)	3,478
Average per farm (\$)	47,004
Value of agricultural products sold directly to individuals for human consumption (\$1,000)	-
Total organic product sales (\$1,000)	-
Total income from farm-related sources, gross before taxes and expenses (\$1,000)	1,009

See "Census of Agriculture, Volume 1, Geographic Area Series" for complete footnotes, explanations, definitions, and methodology.
(D) Cannot be disclosed. (Z) Less than half of the unit shown.

2007 CENSUS OF AGRICULTURE

Murray County – Minnesota

Farms with Spanish, Hispanic, or Latino Operators Compared with All Farms



Data are not available at this geographic level for farms with Spanish, Hispanic, or Latino operators.



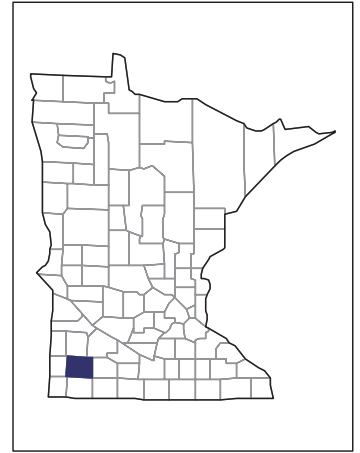
United States Department of Agriculture
National Agricultural Statistics Service

www.agcensus.usda.gov

2007 CENSUS OF AGRICULTURE

Murray County – Minnesota

Farms with American Indian or Alaska Native Operators Compared with All Farms



Data are not available at this geographic level for farms with American Indian or Alaska Native operators.



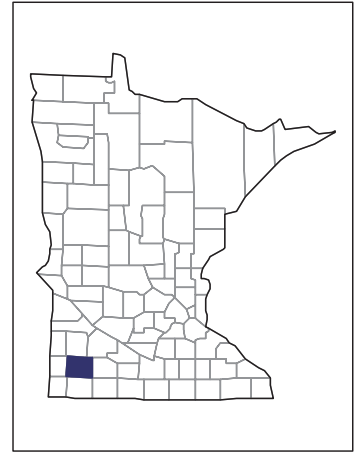
United States Department of Agriculture
National Agricultural Statistics Service

www.agcensus.usda.gov

2007 CENSUS *OF* **AGRICULTURE**

Murray County – Minnesota

**Farms with Asian Operators
Compared with All Farms**



Data are not available at this geographic level for farms with Asian operators.



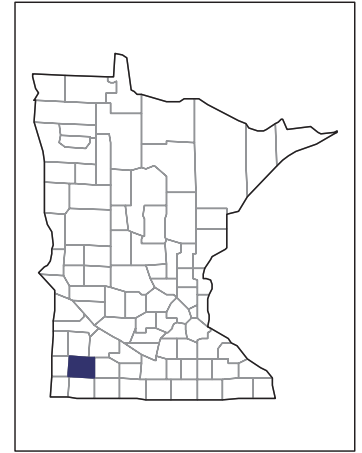
United States Department of Agriculture
National Agricultural Statistics Service

www.agcensus.usda.gov

2007 CENSUS OF AGRICULTURE

Murray County – Minnesota

Farms with Black or African American Operators Compared with All Farms



Data are not available at this geographic level for farms with Black or African American operators.



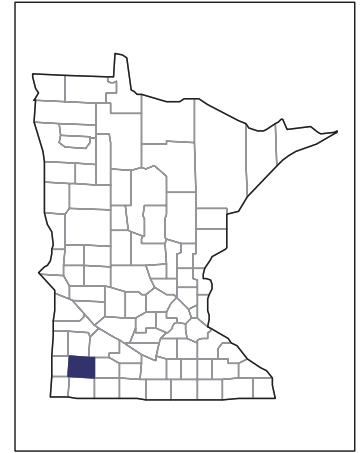
United States Department of Agriculture
National Agricultural Statistics Service

www.agcensus.usda.gov

2007 CENSUS OF AGRICULTURE

Murray County – Minnesota

Farms with Native Hawaiian or Other Pacific Islander Operators Compared with All Farms



Data are not available at this geographic level for farms with Native Hawaiian or Other Pacific Islander operators.



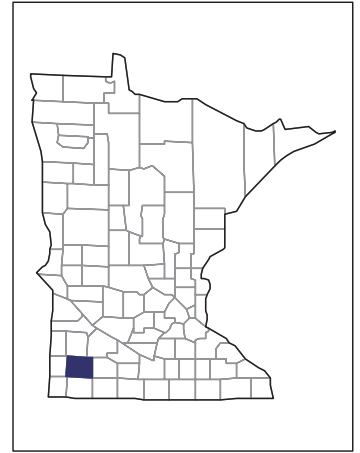
United States Department of Agriculture
National Agricultural Statistics Service

www.agcensus.usda.gov

2007 CENSUS OF AGRICULTURE

Murray County – Minnesota

**Farms with White Operators
Compared with All Farms**



Data are not available at this geographic level for farms with White operators.



United States Department of Agriculture
National Agricultural Statistics Service

www.agcensus.usda.gov

