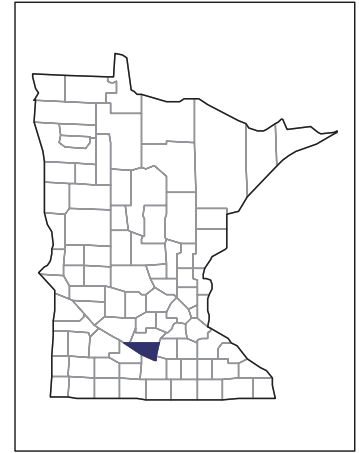


2007 CENSUS OF AGRICULTURE



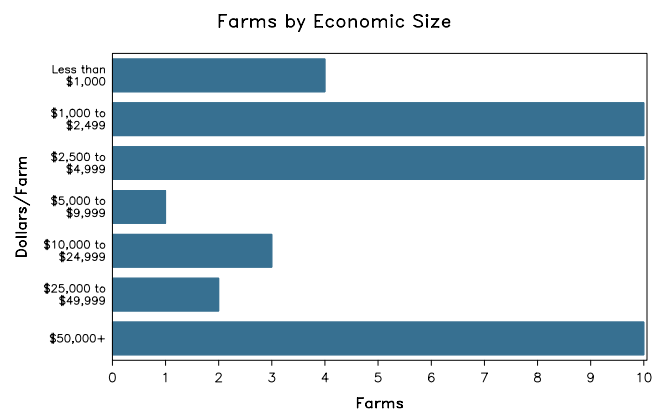
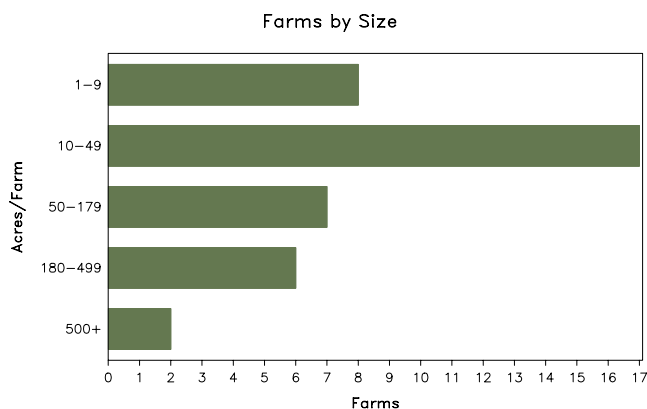
Nicollet County – Minnesota

Farms with Women Principal Operators Compared with All Farms

	Women Principal Operators	All Farms
Number of Farms	40	827
Land in Farms	4,598 acres	273,981 acres
Average Size of Farm	115 acres	331 acres
Market Value of Products Sold	\$6,995,000	\$236,763,000
Crop Sales	\$1,185,000	\$95,936,000
Livestock Sales	\$5,810,000	\$140,827,000
Average Per Farm	\$174,872	\$286,292
Government Payments	\$113,000	\$5,489,000
Average Per Farm Receiving Payments	\$4,501	\$8,144

See footnotes on reverse page.

Farms with Women Principal Operators



2007 CENSUS OF AGRICULTURE

Nicollet County – Minnesota Farms with Women Principal Operators

Selected Highlights

Item	Farms	Quantity
MARKET VALUE OF AGRICULTURAL PRODUCTS SOLD (\$1,000)		
Total value of agricultural products sold	40	6,995
Value of crops including nursery and greenhouse	17	1,185
Value of livestock, poultry, and their products	18	5,810
VALUE OF SALES BY COMMODITY GROUP (\$1,000)		
Grains, oilseeds, dry beans, and dry peas	11	1,150
Tobacco	-	-
Cotton and cottonseed	-	-
Vegetables, melons, potatoes and sweet potatoes	5	(D)
Fruits, tree nuts, and berries	2	(D)
Nursery, greenhouse, floriculture, and sod	-	-
Cut Christmas trees and short rotation woody crops	-	-
Other crops and hay	4	(D)
Poultry and eggs	2	(D)
Cattle and calves	9	133
Milk and other dairy products from cows	4	(D)
Hogs and pigs	2	(D)
Sheep, goats, and their products	2	(D)
Horses, ponies, mules, burros, and donkeys	5	6
Aquaculture	-	-
Other animals and other animal products	5	22
TOP CROP ITEMS (acres)		
Corn for grain	12	1,498
Soybeans for beans	9	1,329
Forage - land used for all hay and haylage, grass silage, and greenchop	13	359
Corn for silage or greenchop	6	157
Wheat for grain, all	3	84
TOP LIVESTOCK INVENTORY ITEMS (number)		
Hogs and pigs	2	(D)
Cattle and calves	9	521
Goats, all	2	(D)
Horses and ponies	11	33
Layers	2	(D)

Operator Characteristics

Item	Quantity
Primary occupation:	
Farming	10
Other	30
Days worked off farm:	
None	22
Any	18
Years on present farm:	
2 years or less	1
3 to 4 years	1
5 to 9 years	12
10 years or more	26
Age group:	
Under 45 years	19
45 to 64 years	8
65 years and over	13
Average age of principal operator (years)	52.9

Economic Characteristics

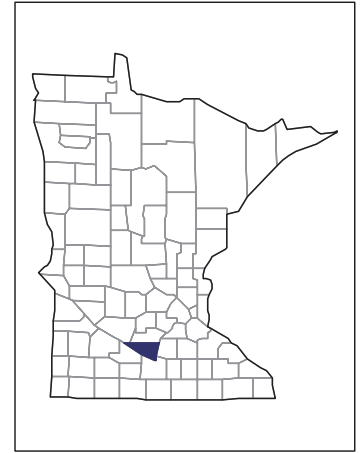
Item	Quantity
Farms by value of sales:	
Less than \$1,000	16
\$1,000 to \$2,499	4
\$2,500 to \$4,999	5
\$5,000 to \$9,999	1
\$10,000 to \$49,999	4
\$50,000 to \$99,999	2
\$100,000 to \$249,999	5
\$250,000 to \$499,999	-
\$500,000 or more	3
Total farm production expenses (\$1,000)	5,425
Average per farm (\$)	135,632
Net cash farm income of operation (\$1,000)	2,177
Average per farm (\$)	54,434
Value of agricultural products sold directly to individuals for human consumption (\$1,000)	1
Total organic product sales (\$1,000)	-
Total income from farm-related sources, gross before taxes and expenses (\$1,000)	495

See "Census of Agriculture, Volume 1, Geographic Area Series" for complete footnotes, explanations, definitions, and methodology.
(D) Cannot be disclosed. (Z) Less than half of the unit shown.

2007 CENSUS *OF* AGRICULTURE

Nicollet County – Minnesota

Farms with Spanish, Hispanic, or Latino Operators Compared with All Farms



Data are not available at this geographic level for farms with Spanish, Hispanic, or Latino operators.



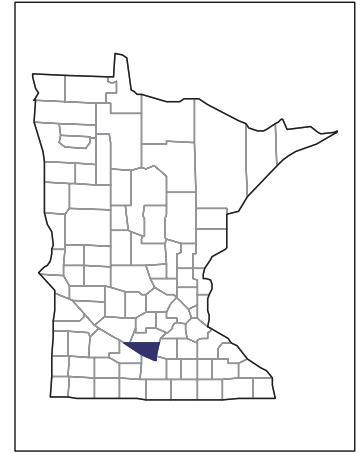
United States Department of Agriculture
National Agricultural Statistics Service

www.agcensus.usda.gov

2007 CENSUS OF AGRICULTURE

Nicollet County – Minnesota

Farms with American Indian or Alaska Native Operators Compared with All Farms



Data are not available at this geographic level for farms with American Indian or Alaska Native operators.



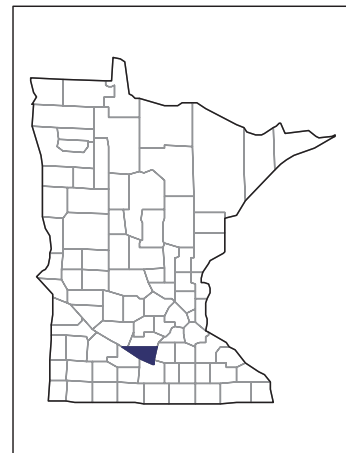
United States Department of Agriculture
National Agricultural Statistics Service

www.agcensus.usda.gov

2007 CENSUS *OF* AGRICULTURE

Nicollet County – Minnesota

**Farms with Asian Operators
Compared with All Farms**



Data are not available at this geographic level for farms with Asian operators.



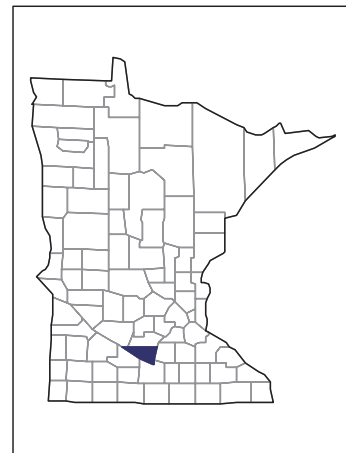
United States Department of Agriculture
National Agricultural Statistics Service

www.agcensus.usda.gov

2007 CENSUS OF AGRICULTURE

Nicollet County – Minnesota

Farms with Black or African American Operators Compared with All Farms



Data are not available at this geographic level for farms with Black or African American operators.



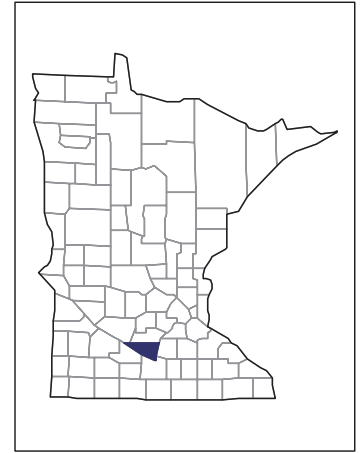
United States Department of Agriculture
National Agricultural Statistics Service

www.agcensus.usda.gov

2007 CENSUS OF AGRICULTURE

Nicollet County – Minnesota

Farms with Native Hawaiian or Other Pacific Islander Operators Compared with All Farms



Data are not available at this geographic level for farms with Native Hawaiian or Other Pacific Islander operators.



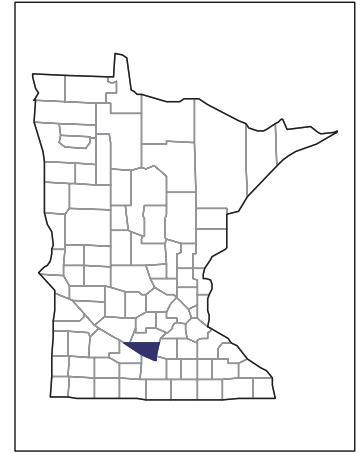
United States Department of Agriculture
National Agricultural Statistics Service

www.agcensus.usda.gov

2007 CENSUS OF AGRICULTURE

Nicollet County – Minnesota

**Farms with White Operators
Compared with All Farms**



Data are not available at this geographic level for farms with White operators.



United States Department of Agriculture
National Agricultural Statistics Service

www.agcensus.usda.gov

