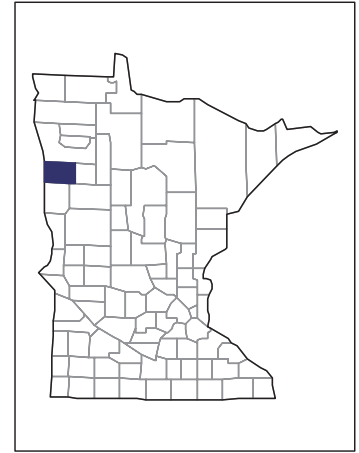


2007 CENSUS OF AGRICULTURE



Norman County – Minnesota

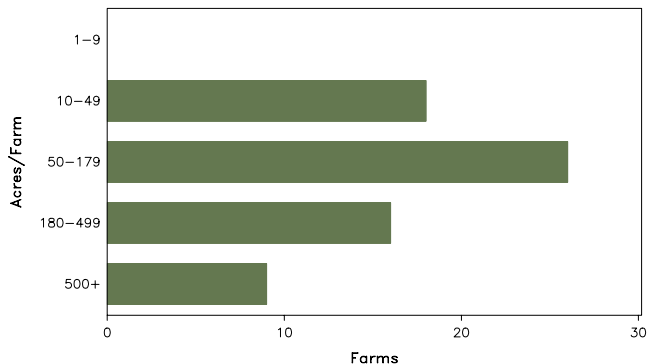
Farms with Women Principal Operators Compared with All Farms

	Women Principal Operators	All Farms
Number of Farms	69	692
Land in Farms	18,401 acres	512,922 acres
Average Size of Farm	267 acres	741 acres
Market Value of Products Sold	\$1,872,000	\$168,279,000
Crop Sales	(D)	\$151,059,000
Livestock Sales	(D)	\$17,221,000
Average Per Farm	\$27,130	\$243,178
Government Payments	\$542,000	\$8,071,000
Average Per Farm Receiving Payments	\$9,030	\$13,726

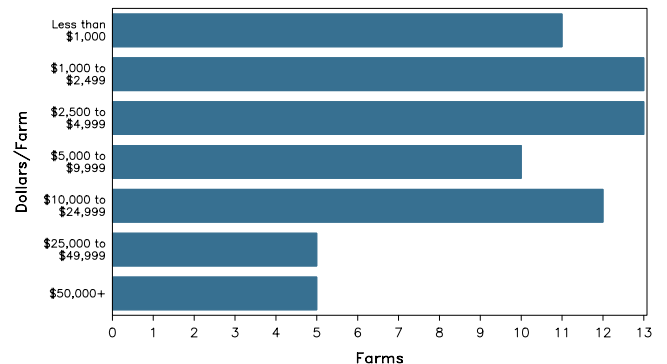
See footnotes on reverse page.

Farms with Women Principal Operators

Farms by Size



Farms by Economic Size



2007 CENSUS OF AGRICULTURE

Norman County – Minnesota Farms with Women Principal Operators

Selected Highlights

Item	Farms	Quantity
MARKET VALUE OF AGRICULTURAL PRODUCTS SOLD (\$1,000)		
Total value of agricultural products sold	69	1,872
Value of crops including nursery and greenhouse	10	(D)
Value of livestock, poultry, and their products	5	(D)
VALUE OF SALES BY COMMODITY GROUP (\$1,000)		
Grains, oilseeds, dry beans, and dry peas	6	(D)
Tobacco	-	-
Cotton and cottonseed	-	-
Vegetables, melons, potatoes and sweet potatoes	2	(D)
Fruits, tree nuts, and berries	1	(D)
Nursery, greenhouse, floriculture, and sod	-	-
Cut Christmas trees and short rotation woody crops	-	-
Other crops and hay	4	(D)
Poultry and eggs	1	(D)
Cattle and calves	5	(D)
Milk and other dairy products from cows	-	-
Hogs and pigs	-	-
Sheep, goats, and their products	1	(D)
Horses, ponies, mules, burros, and donkeys	1	(D)
Aquaculture	-	-
Other animals and other animal products	1	(D)
TOP CROP ITEMS (acres)		
Wheat for grain, all	5	3,010
Soybeans for beans	5	1,782
Corn for grain	2	(D)
Sugarbeets for sugar	2	(D)
Forage - land used for all hay and haylage, grass silage, and greenchop	8	403
TOP LIVESTOCK INVENTORY ITEMS (number)		
Cattle and calves	9	171
Layers	1	(D)
Ducks	1	(D)
Goats, all	1	(D)
Rabbits and their pelts	1	(D)

Operator Characteristics

Item	Quantity
Primary occupation:	
Farming	17
Other	52
Days worked off farm:	
None	34
Any	35
Years on present farm:	
2 years or less	2
3 to 4 years	4
5 to 9 years	10
10 years or more	53
Age group:	
Under 45 years	1
45 to 64 years	25
65 years and over	43
Average age of principal operator (years)	66.7

Economic Characteristics

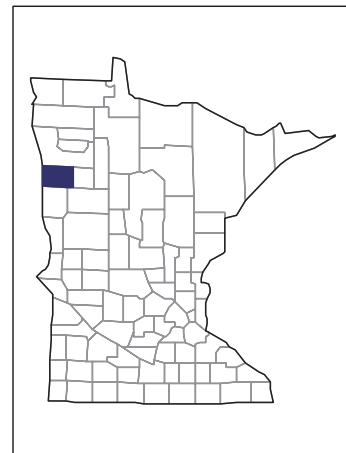
Item	Quantity
Farms by value of sales:	
Less than \$1,000	57
\$1,000 to \$2,499	-
\$2,500 to \$4,999	2
\$5,000 to \$9,999	3
\$10,000 to \$49,999	2
\$50,000 to \$99,999	2
\$100,000 to \$249,999	2
\$250,000 to \$499,999	-
\$500,000 or more	1
Total farm production expenses (\$1,000)	2,354
Average per farm (\$)	34,114
Net cash farm income of operation (\$1,000)	641
Average per farm (\$)	9,284
Value of agricultural products sold directly to individuals for human consumption (\$1,000)	(D)
Total organic product sales (\$1,000)	-
Total income from farm-related sources, gross before taxes and expenses (\$1,000)	581

See "Census of Agriculture, Volume 1, Geographic Area Series" for complete footnotes, explanations, definitions, and methodology.
(D) Cannot be disclosed. (Z) Less than half of the unit shown.

2007 CENSUS *OF* **AGRICULTURE**

Norman County – Minnesota

Farms with Spanish, Hispanic, or Latino Operators Compared with All Farms



Data are not available at this geographic level for farms with Spanish, Hispanic, or Latino operators.



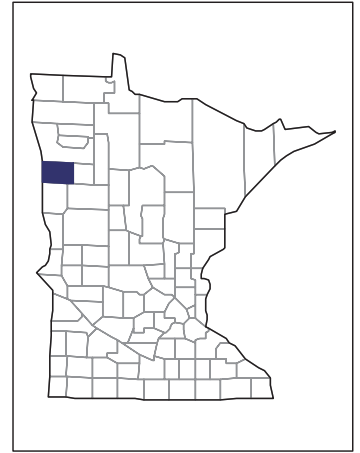
United States Department of Agriculture
National Agricultural Statistics Service

www.agcensus.usda.gov

2007 CENSUS OF AGRICULTURE

Norman County – Minnesota

Farms with American Indian or Alaska Native Operators Compared with All Farms



Data are not available at this geographic level for farms with American Indian or Alaska Native operators.



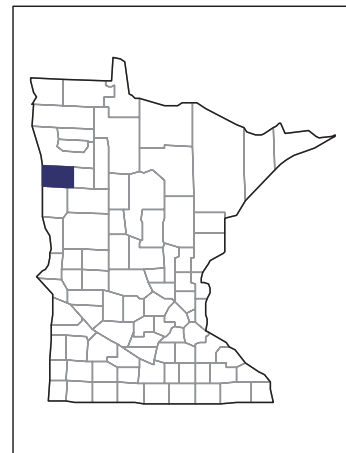
United States Department of Agriculture
National Agricultural Statistics Service

www.agcensus.usda.gov

2007 CENSUS *OF* AGRICULTURE

Norman County – Minnesota

**Farms with Asian Operators
Compared with All Farms**



Data are not available at this geographic level for farms with Asian operators.



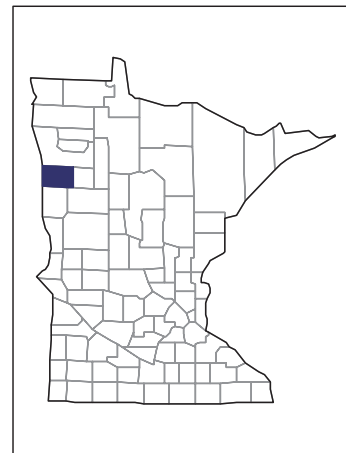
United States Department of Agriculture
National Agricultural Statistics Service

www.agcensus.usda.gov

2007 CENSUS OF AGRICULTURE

Norman County – Minnesota

Farms with Black or African American Operators Compared with All Farms



Data are not available at this geographic level for farms with Black or African American operators.



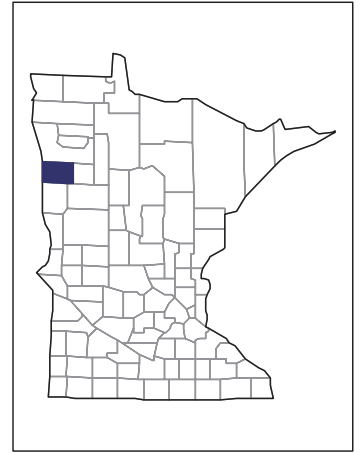
United States Department of Agriculture
National Agricultural Statistics Service

www.agcensus.usda.gov

2007 CENSUS OF AGRICULTURE

Norman County – Minnesota

Farms with Native Hawaiian or Other Pacific Islander Operators Compared with All Farms



Data are not available at this geographic level for farms with Native Hawaiian or Other Pacific Islander operators.



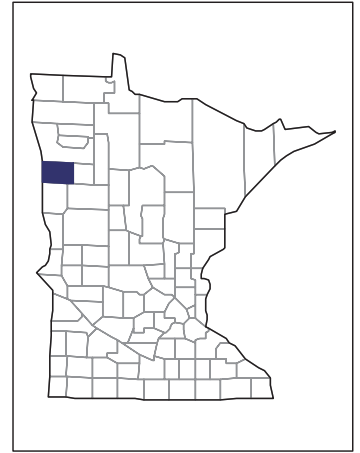
United States Department of Agriculture
National Agricultural Statistics Service

www.agcensus.usda.gov

2007 CENSUS *OF* **AGRICULTURE**

Norman County – Minnesota

**Farms with White Operators
Compared with All Farms**



Data are not available at this geographic level for farms with White operators.



United States Department of Agriculture
National Agricultural Statistics Service

www.agcensus.usda.gov

