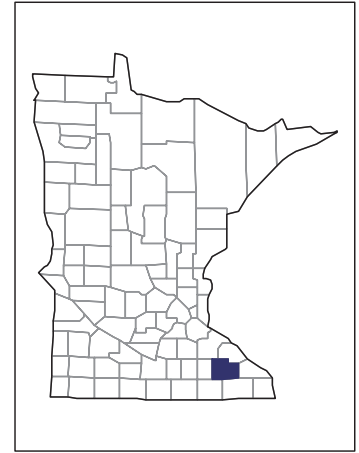


2007 CENSUS OF AGRICULTURE



Olmsted County – Minnesota

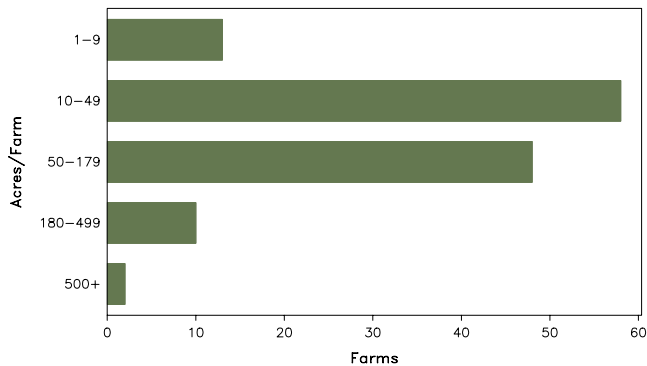
Farms with Women Principal Operators Compared with All Farms

	Women Principal Operators	All Farms
Number of Farms	131	1,384
Land in Farms	9,575 acres	296,039 acres
Average Size of Farm	73 acres	214 acres
Market Value of Products Sold	\$7,605,000	\$154,924,000
Crop Sales	(D)	\$83,020,000
Livestock Sales	(D)	\$71,904,000
Average Per Farm	\$58,053	\$111,939
Government Payments	\$219,000	\$5,508,000
Average Per Farm Receiving Payments	\$2,575	\$5,644

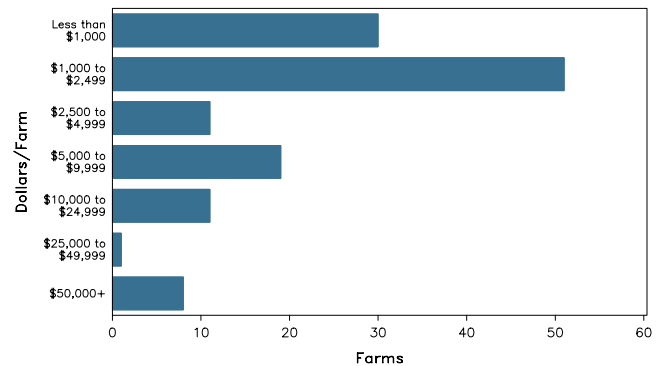
See footnotes on reverse page.

Farms with Women Principal Operators

Farms by Size



Farms by Economic Size



2007 CENSUS OF AGRICULTURE

Olmsted County – Minnesota Farms with Women Principal Operators

Selected Highlights

Item	Farms	Quantity
MARKET VALUE OF AGRICULTURAL PRODUCTS SOLD (\$1,000)		
Total value of agricultural products sold	131	7,605
Value of crops including nursery and greenhouse	29	(D)
Value of livestock, poultry, and their products	49	(D)
VALUE OF SALES BY COMMODITY GROUP (\$1,000)		
Grains, oilseeds, dry beans, and dry peas	11	(D)
Tobacco	-	-
Cotton and cottonseed	-	-
Vegetables, melons, potatoes and sweet potatoes	1	(D)
Fruits, tree nuts, and berries	3	3
Nursery, greenhouse, floriculture, and sod	-	-
Cut Christmas trees and short rotation woody crops	-	-
Other crops and hay	19	39
Poultry and eggs	12	18
Cattle and calves	20	(D)
Milk and other dairy products from cows	4	(D)
Hogs and pigs	3	1
Sheep, goats, and their products	9	9
Horses, ponies, mules, burros, and donkeys	17	60
Aquaculture	-	-
Other animals and other animal products	1	(D)
TOP CROP ITEMS (acres)		
Corn for grain	11	983
Forage - land used for all hay and haylage, grass silage, and greenchop	39	701
Soybeans for beans	6	330
Corn for silage or greenchop	6	133
Barley for grain	1	(D)
TOP LIVESTOCK INVENTORY ITEMS (number)		
Cattle and calves	19	3,660
Horses and ponies	55	565
Layers	12	417
Broilers and other meat-type chickens	1	(D)
Quail	1	(D)

Operator Characteristics

Item	Quantity
Primary occupation:	
Farming	41
Other	90
Days worked off farm:	
None	53
Any	78
Years on present farm:	
2 years or less	8
3 to 4 years	17
5 to 9 years	20
10 years or more	86
Age group:	
Under 45 years	20
45 to 64 years	71
65 years and over	40
Average age of principal operator (years)	57.5

Economic Characteristics

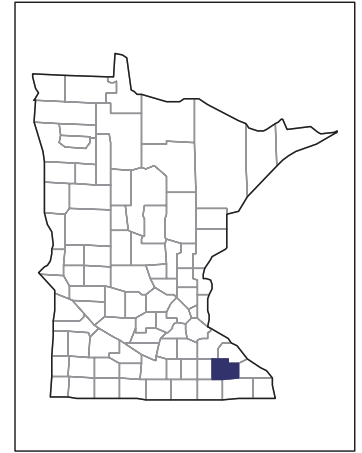
Item	Quantity
Farms by value of sales:	
Less than \$1,000	78
\$1,000 to \$2,499	24
\$2,500 to \$4,999	4
\$5,000 to \$9,999	9
\$10,000 to \$49,999	8
\$50,000 to \$99,999	4
\$100,000 to \$249,999	2
\$250,000 to \$499,999	1
\$500,000 or more	1
Total farm production expenses (\$1,000)	8,836
Average per farm (\$)	67,448
Net cash farm income of operation (\$1,000)	-619
Average per farm (\$)	-4,722
Value of agricultural products sold directly to individuals for human consumption (\$1,000)	34
Total organic product sales (\$1,000)	(D)
Total income from farm-related sources, gross before taxes and expenses (\$1,000)	393

See "Census of Agriculture, Volume 1, Geographic Area Series" for complete footnotes, explanations, definitions, and methodology.
(D) Cannot be disclosed. (Z) Less than half of the unit shown.

2007 CENSUS OF AGRICULTURE

Olmsted County – Minnesota

Farms with Spanish, Hispanic, or Latino Operators Compared with All Farms



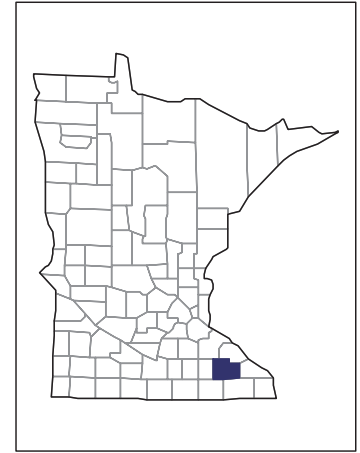
Data are not available at this geographic level for farms with Spanish, Hispanic, or Latino operators.



United States Department of Agriculture
National Agricultural Statistics Service

www.agcensus.usda.gov

2007 CENSUS OF AGRICULTURE



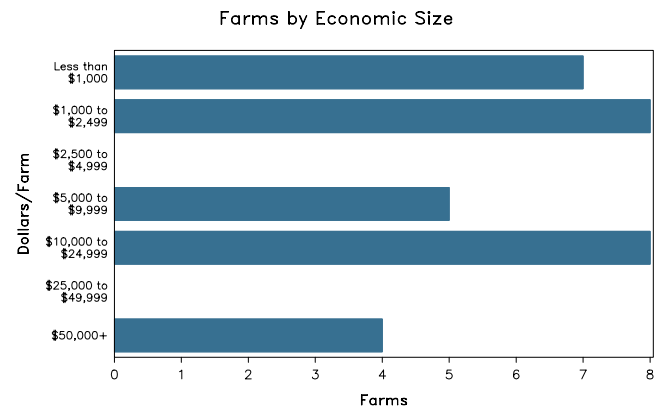
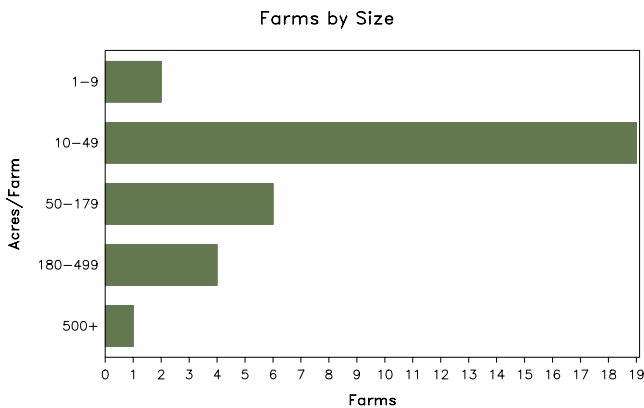
Olmsted County – Minnesota

Farms with American Indian or Alaska Native Operators Compared with All Farms

	American Indian or Alaska Native Operators ²	All Farms
Number of Farm Operators ¹	35	2,058
Number of Farms	32	1,384
Land in Farms	3,007 acres	296,039 acres
Average Size of Farm	94 acres	214 acres
Market Value of Products Sold	\$850,000	\$154,924,000
Crop Sales	\$416,000	\$83,020,000
Livestock Sales	\$434,000	\$71,904,000
Average Per Farm	\$26,558	\$111,939
Government Payments	\$61,000	\$5,508,000
Average Per Farm Receiving Payments	\$2,763	\$5,644

See footnotes on reverse page.

Farms with American Indian or Alaska Native Operators



2007 CENSUS OF AGRICULTURE

Olmsted County – Minnesota Farms with American Indian or Alaska Native Operators

Selected Highlights

Item	Farms	Quantity
MARKET VALUE OF AGRICULTURAL PRODUCTS SOLD (\$1,000)		
Total value of agricultural products sold	32	850
Value of crops including nursery and greenhouse	14	416
Value of livestock, poultry, and their products	19	434
VALUE OF SALES BY COMMODITY GROUP (\$1,000)		
Grains, oilseeds, dry beans, and dry peas	3	(D)
Tobacco	-	-
Cotton and cottonseed	-	-
Vegetables, melons, potatoes and sweet potatoes	-	-
Fruits, tree nuts, and berries	-	-
Nursery, greenhouse, floriculture, and sod	-	-
Cut Christmas trees and short rotation woody crops	-	-
Other crops and hay	11	(D)
Poultry and eggs	1	(D)
Cattle and calves	17	(D)
Milk and other dairy products from cows	2	(D)
Hogs and pigs	1	(D)
Sheep, goats, and their products	-	-
Horses, ponies, mules, burros, and donkeys	2	(D)
Aquaculture	-	-
Other animals and other animal products	-	-
TOP CROP ITEMS (acres)		
Forage - land used for all hay and haylage, grass silage, and greenchop	21	452
Corn for grain	3	(D)
Soybeans for beans	2	(D)
Corn for silage or greenchop	4	96
TOP LIVESTOCK INVENTORY ITEMS (number)		
Cattle and calves	18	1,379
Horses and ponies	15	116
Layers	1	(D)

Operator Characteristics

Item	Quantity
Primary occupation:	
Farming	14
Other	21
Days worked off farm:	
None	5
Any	30
Years on present farm:	
2 years or less	9
3 to 4 years	3
5 to 9 years	5
10 years or more	18
Age group:	
Under 45 years	15
45 to 64 years	19
65 years and over	1
Average age (years)	45.9

Economic Characteristics

Item	Quantity
Farms by value of sales:	
Less than \$1,000	12
\$1,000 to \$2,499	5
\$2,500 to \$4,999	1
\$5,000 to \$9,999	3
\$10,000 to \$49,999	7
\$50,000 to \$99,999	3
\$100,000 to \$249,999	-
\$250,000 to \$499,999	1
\$500,000 or more	-
Total farm production expenses (\$1,000)	724
Average per farm (\$)	22,632
Net cash farm income of operation (\$1,000)	206
Average per farm (\$)	6,432
Value of agricultural products sold directly to individuals for human consumption (\$1,000)	(D)
Total organic product sales (\$1,000)	-
Total income from farm-related sources, gross before taxes and expenses (\$1,000)	19

See "Census of Agriculture, Volume 1, Geographic Area Series" for complete footnotes, explanations, definitions, and methodology.

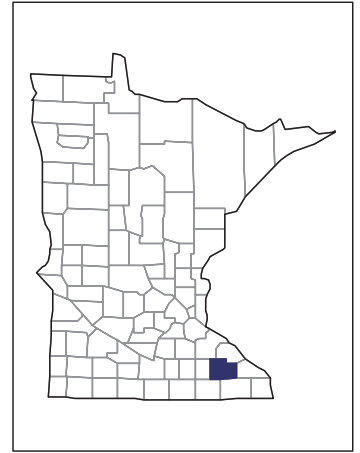
(D) Cannot be disclosed. (Z) Less than half of the unit shown.

¹ Data were collected for a maximum of three operators per farm. ² Operators reporting selected race alone or in combination with other races.

2007 CENSUS *OF* AGRICULTURE

Olmsted County – Minnesota

**Farms with Asian Operators
Compared with All Farms**



Data are not available at this geographic level for farms with Asian operators.



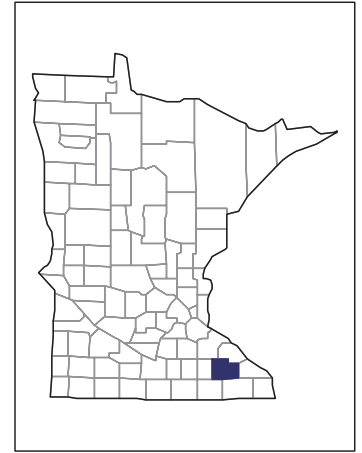
United States Department of Agriculture
National Agricultural Statistics Service

www.agcensus.usda.gov

2007 CENSUS OF AGRICULTURE

Olmsted County – Minnesota

Farms with Black or African American Operators Compared with All Farms



Data are not available at this geographic level for farms with Black or African American operators.



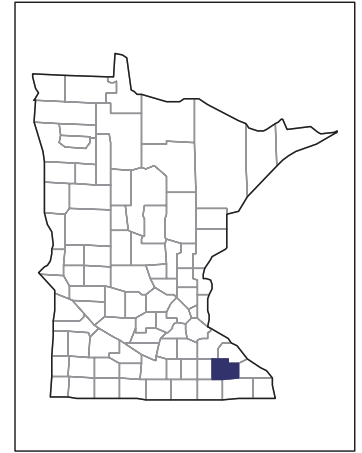
United States Department of Agriculture
National Agricultural Statistics Service

www.agcensus.usda.gov

2007 CENSUS OF AGRICULTURE

Olmsted County – Minnesota

Farms with Native Hawaiian or Other Pacific Islander Operators Compared with All Farms



Data are not available at this geographic level for farms with Native Hawaiian or Other Pacific Islander operators.



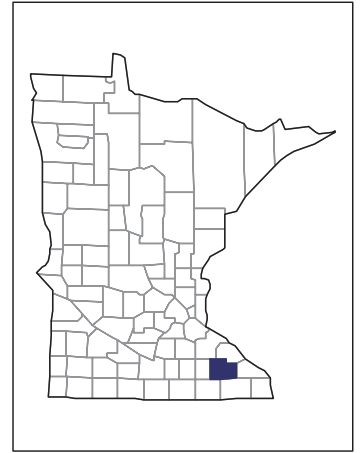
United States Department of Agriculture
National Agricultural Statistics Service

www.agcensus.usda.gov

2007 CENSUS *OF* **AGRICULTURE**

Olmsted County – Minnesota

**Farms with White Operators
Compared with All Farms**



Data are not available at this geographic level for farms with White operators.



United States Department of Agriculture
National Agricultural Statistics Service

www.agcensus.usda.gov

