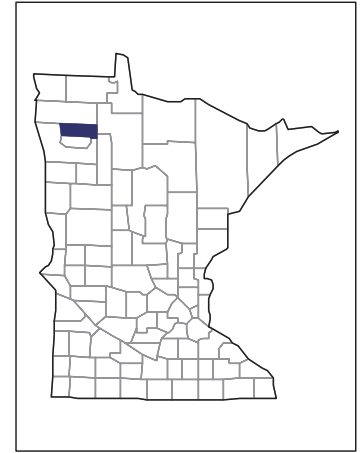


2007 CENSUS OF AGRICULTURE



Pennington County – Minnesota

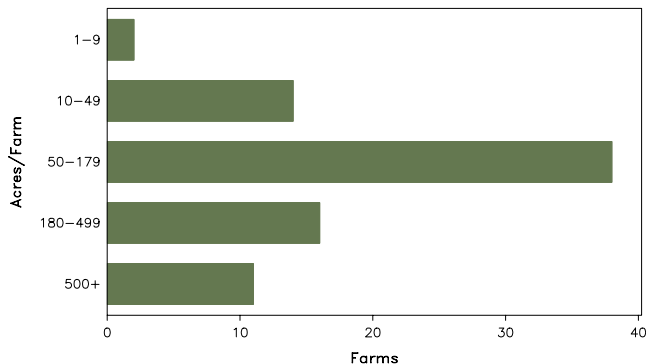
Farms with Women Principal Operators Compared with All Farms

	Women Principal Operators	All Farms
Number of Farms	81	630
Land in Farms	21,688 acres	325,292 acres
Average Size of Farm	268 acres	516 acres
Market Value of Products Sold	\$1,624,000	\$41,824,000
Crop Sales	\$1,512,000	\$36,898,000
Livestock Sales	\$112,000	\$4,926,000
Average Per Farm	\$20,044	\$66,388
Government Payments	\$395,000	\$6,477,000
Average Per Farm Receiving Payments	\$7,187	\$12,062

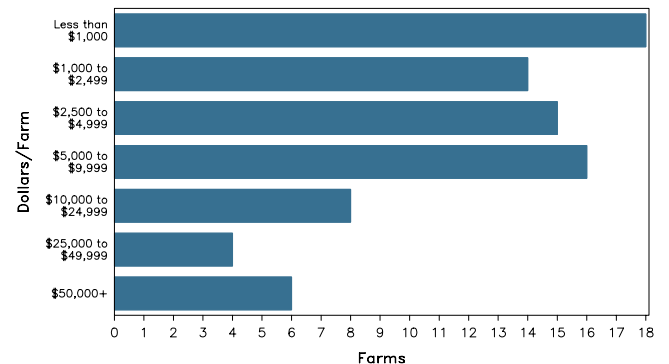
See footnotes on reverse page.

Farms with Women Principal Operators

Farms by Size



Farms by Economic Size



2007 CENSUS OF AGRICULTURE

Pennington County – Minnesota Farms with Women Principal Operators

Selected Highlights

Item	Farms	Quantity
MARKET VALUE OF AGRICULTURAL PRODUCTS SOLD (\$1,000)		
Total value of agricultural products sold	81	1,624
Value of crops including nursery and greenhouse	12	1,512
Value of livestock, poultry, and their products	15	112
VALUE OF SALES BY COMMODITY GROUP (\$1,000)		
Grains, oilseeds, dry beans, and dry peas	8	(D)
Tobacco	-	-
Cotton and cottonseed	-	-
Vegetables, melons, potatoes and sweet potatoes	-	-
Fruits, tree nuts, and berries	-	-
Nursery, greenhouse, floriculture, and sod	-	-
Cut Christmas trees and short rotation woody crops	-	-
Other crops and hay	7	(D)
Poultry and eggs	8	5
Cattle and calves	3	(D)
Milk and other dairy products from cows	-	-
Hogs and pigs	-	-
Sheep, goats, and their products	3	(D)
Horses, ponies, mules, burros, and donkeys	6	9
Aquaculture	-	-
Other animals and other animal products	6	8
TOP CROP ITEMS (acres)		
Wheat for grain, all	6	4,626
Forage - land used for all hay and haylage, grass silage, and greenchop	6	1,203
Oats for grain	3	1,072
Soybeans for beans	2	(D)
Rye for grain	1	(D)
TOP LIVESTOCK INVENTORY ITEMS (number)		
Sheep and lambs	7	(D)
Horses and ponies	16	130
Cattle and calves	3	(D)
Layers	3	90
Rabbits and their pelts	6	56

Operator Characteristics

Item	Quantity
Primary occupation:	
Farming	18
Other	63
Days worked off farm:	
None	34
Any	47
Years on present farm:	
2 years or less	1
3 to 4 years	3
5 to 9 years	14
10 years or more	63
Age group:	
Under 45 years	14
45 to 64 years	35
65 years and over	32
Average age of principal operator (years)	59.9

Economic Characteristics

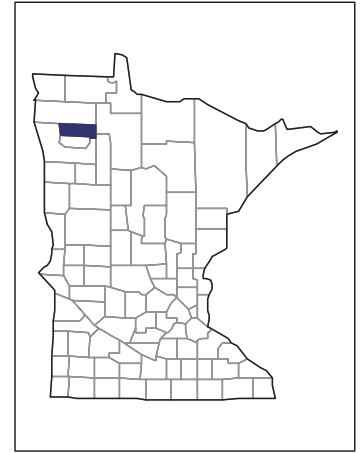
Item	Quantity
Farms by value of sales:	
Less than \$1,000	61
\$1,000 to \$2,499	5
\$2,500 to \$4,999	4
\$5,000 to \$9,999	1
\$10,000 to \$49,999	5
\$50,000 to \$99,999	1
\$100,000 to \$249,999	2
\$250,000 to \$499,999	2
\$500,000 or more	-
Total farm production expenses (\$1,000)	1,751
Average per farm (\$)	21,616
Net cash farm income of operation (\$1,000)	390
Average per farm (\$)	4,819
Value of agricultural products sold directly to individuals for human consumption (\$1,000)	(D)
Total organic product sales (\$1,000)	-
Total income from farm-related sources, gross before taxes and expenses (\$1,000)	122

See "Census of Agriculture, Volume 1, Geographic Area Series" for complete footnotes, explanations, definitions, and methodology.
(D) Cannot be disclosed. (Z) Less than half of the unit shown.

2007 CENSUS OF AGRICULTURE

Pennington County – Minnesota

Farms with Spanish, Hispanic, or Latino Operators Compared with All Farms



Data are not available at this geographic level for farms with Spanish, Hispanic, or Latino operators.



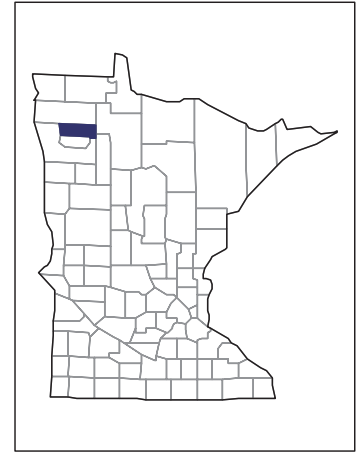
United States Department of Agriculture
National Agricultural Statistics Service

www.agcensus.usda.gov

2007 CENSUS OF AGRICULTURE

Pennington County – Minnesota

Farms with American Indian or Alaska Native Operators Compared with All Farms



Data are not available at this geographic level for farms with American Indian or Alaska Native operators.



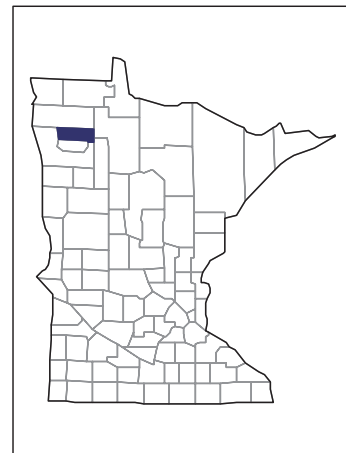
United States Department of Agriculture
National Agricultural Statistics Service

www.agcensus.usda.gov

2007 CENSUS OF AGRICULTURE

Pennington County – Minnesota

Farms with Asian Operators Compared with All Farms



Data are not available at this geographic level for farms with Asian operators.



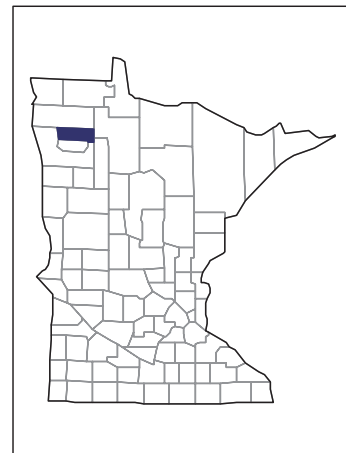
United States Department of Agriculture
National Agricultural Statistics Service

www.agcensus.usda.gov

2007 CENSUS OF AGRICULTURE

Pennington County – Minnesota

Farms with Black or African American Operators Compared with All Farms



Data are not available at this geographic level for farms with Black or African American operators.



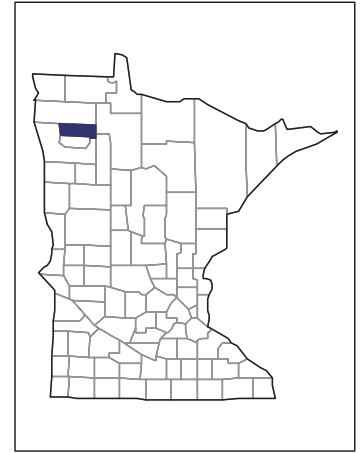
United States Department of Agriculture
National Agricultural Statistics Service

www.agcensus.usda.gov

2007 CENSUS OF AGRICULTURE

Pennington County – Minnesota

Farms with Native Hawaiian or Other Pacific Islander Operators Compared with All Farms



Data are not available at this geographic level for farms with Native Hawaiian or Other Pacific Islander operators.



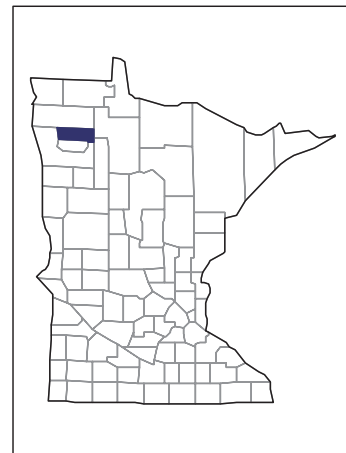
United States Department of Agriculture
National Agricultural Statistics Service

www.agcensus.usda.gov

2007 CENSUS OF AGRICULTURE

Pennington County – Minnesota

Farms with White Operators Compared with All Farms



Data are not available at this geographic level for farms with White operators.



United States Department of Agriculture
National Agricultural Statistics Service

www.agcensus.usda.gov

