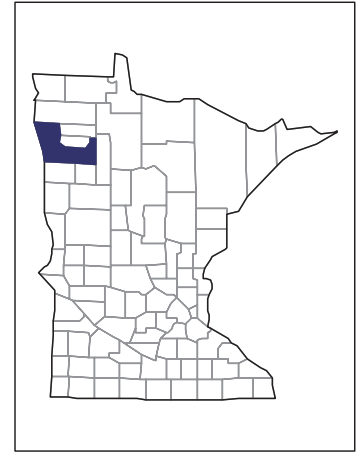


2007 CENSUS OF AGRICULTURE



Polk County – Minnesota

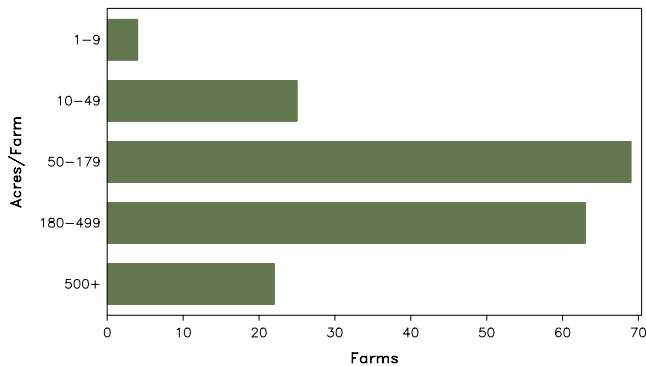
Farms with Women Principal Operators Compared with All Farms

	Women Principal Operators	All Farms
Number of Farms	183	1,609
Land in Farms	48,427 acres	1,099,761 acres
Average Size of Farm	265 acres	684 acres
Market Value of Products Sold	\$4,484,000	\$341,419,000
Crop Sales	\$4,022,000	\$317,779,000
Livestock Sales	\$462,000	\$23,640,000
Average Per Farm	\$24,502	\$212,193
Government Payments	\$1,705,000	\$20,228,000
Average Per Farm Receiving Payments	\$11,142	\$14,884

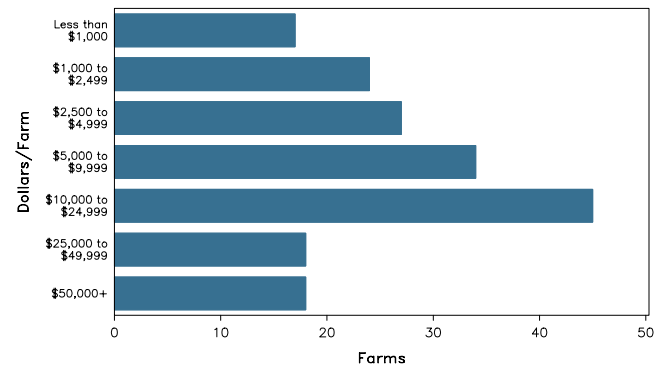
See footnotes on reverse page.

Farms with Women Principal Operators

Farms by Size



Farms by Economic Size



2007 CENSUS OF AGRICULTURE

Polk County – Minnesota Farms with Women Principal Operators

Selected Highlights

Item	Farms	Quantity
MARKET VALUE OF AGRICULTURAL PRODUCTS SOLD (\$1,000)		
Total value of agricultural products sold	183	4,484
Value of crops including nursery and greenhouse	32	4,022
Value of livestock, poultry, and their products	20	462
VALUE OF SALES BY COMMODITY GROUP (\$1,000)		
Grains, oilseeds, dry beans, and dry peas	18	(D)
Tobacco	-	-
Cotton and cottonseed	-	-
Vegetables, melons, potatoes and sweet potatoes	1	(D)
Fruits, tree nuts, and berries	-	-
Nursery, greenhouse, floriculture, and sod	1	(D)
Cut Christmas trees and short rotation woody crops	-	-
Other crops and hay	22	(D)
Poultry and eggs	2	(D)
Cattle and calves	17	357
Milk and other dairy products from cows	2	(D)
Hogs and pigs	-	-
Sheep, goats, and their products	5	6
Horses, ponies, mules, burros, and donkeys	3	3
Aquaculture	-	-
Other animals and other animal products	1	(D)
TOP CROP ITEMS (acres)		
Wheat for grain, all	11	3,215
Soybeans for beans	12	1,882
Sugarbeets for sugar	8	1,690
Forage - land used for all hay and haylage, grass silage, and greenchop	17	1,455
Dry edible beans, excluding limas	3	462
TOP LIVESTOCK INVENTORY ITEMS (number)		
Cattle and calves	18	1,024
Layers	6	235
Sheep and lambs	3	79
Horses and ponies	15	70
Pullets for laying flock replacement	1	(D)

Operator Characteristics

Item	Quantity
Primary occupation:	
Farming	44
Other	139
Days worked off farm:	
None	94
Any	89
Years on present farm:	
2 years or less	8
3 to 4 years	8
5 to 9 years	26
10 years or more	141
Age group:	
Under 45 years	23
45 to 64 years	74
65 years and over	86
Average age of principal operator (years)	62.9

Economic Characteristics

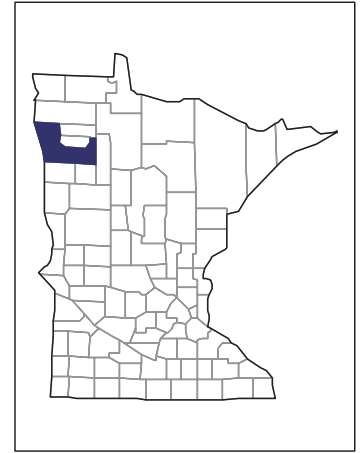
Item	Quantity
Farms by value of sales:	
Less than \$1,000	142
\$1,000 to \$2,499	2
\$2,500 to \$4,999	8
\$5,000 to \$9,999	2
\$10,000 to \$49,999	15
\$50,000 to \$99,999	8
\$100,000 to \$249,999	2
\$250,000 to \$499,999	2
\$500,000 or more	2
Total farm production expenses (\$1,000)	4,079
Average per farm (\$)	22,290
Net cash farm income of operation (\$1,000)	2,836
Average per farm (\$)	15,498
Value of agricultural products sold directly to individuals for human consumption (\$1,000)	(D)
Total organic product sales (\$1,000)	(D)
Total income from farm-related sources, gross before taxes and expenses (\$1,000)	727

See "Census of Agriculture, Volume 1, Geographic Area Series" for complete footnotes, explanations, definitions, and methodology.
(D) Cannot be disclosed. (Z) Less than half of the unit shown.

2007 CENSUS *OF* **AGRICULTURE**

Polk County – Minnesota

Farms with Spanish, Hispanic, or Latino Operators Compared with All Farms



Data are not available at this geographic level for farms with Spanish, Hispanic, or Latino operators.



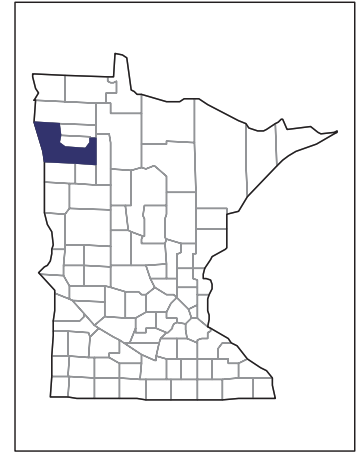
United States Department of Agriculture
National Agricultural Statistics Service

www.agcensus.usda.gov

2007 CENSUS OF AGRICULTURE

Polk County – Minnesota

Farms with American Indian or Alaska Native Operators Compared with All Farms



Data are not available at this geographic level for farms with American Indian or Alaska Native operators.



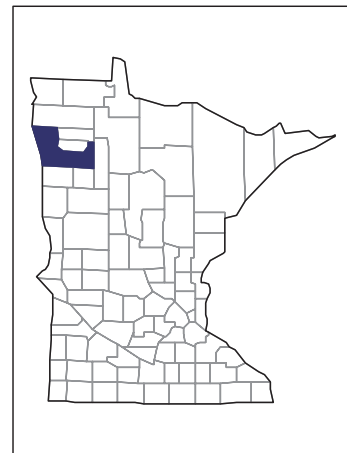
United States Department of Agriculture
National Agricultural Statistics Service

www.agcensus.usda.gov

2007 CENSUS *OF* AGRICULTURE

Polk County – Minnesota

**Farms with Asian Operators
Compared with All Farms**



Data are not available at this geographic level for farms with Asian operators.



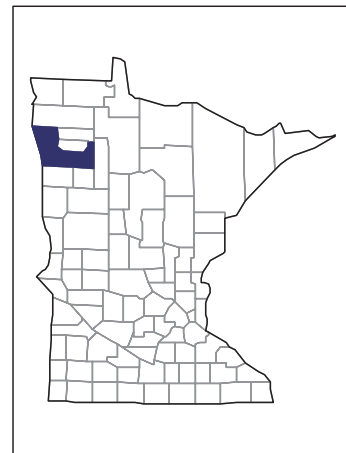
United States Department of Agriculture
National Agricultural Statistics Service

www.agcensus.usda.gov

2007 CENSUS OF AGRICULTURE

Polk County – Minnesota

Farms with Black or African American Operators Compared with All Farms



Data are not available at this geographic level for farms with Black or African American operators.



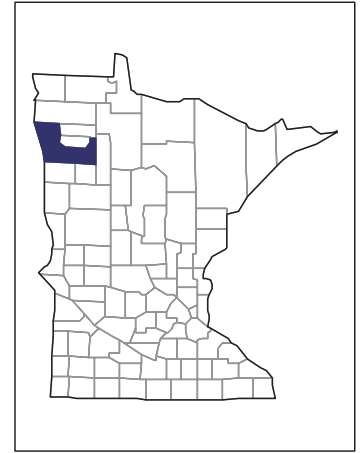
United States Department of Agriculture
National Agricultural Statistics Service

www.agcensus.usda.gov

2007 CENSUS OF AGRICULTURE

Polk County – Minnesota

Farms with Native Hawaiian or Other Pacific Islander Operators Compared with All Farms



Data are not available at this geographic level for farms with Native Hawaiian or Other Pacific Islander operators.



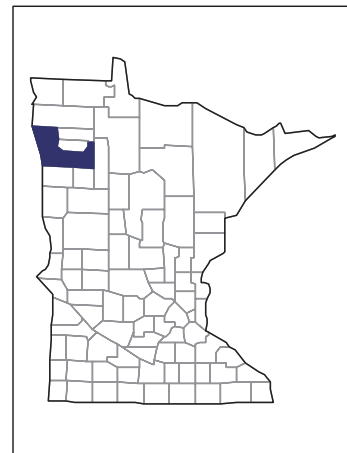
United States Department of Agriculture
National Agricultural Statistics Service

www.agcensus.usda.gov

2007 CENSUS *OF* AGRICULTURE

Polk County – Minnesota

**Farms with White Operators
Compared with All Farms**



Data are not available at this geographic level for farms with White operators.



United States Department of Agriculture
National Agricultural Statistics Service

www.agcensus.usda.gov

