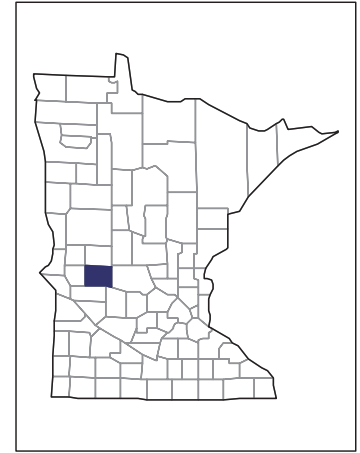


# 2007 CENSUS OF AGRICULTURE



## Pope County – Minnesota

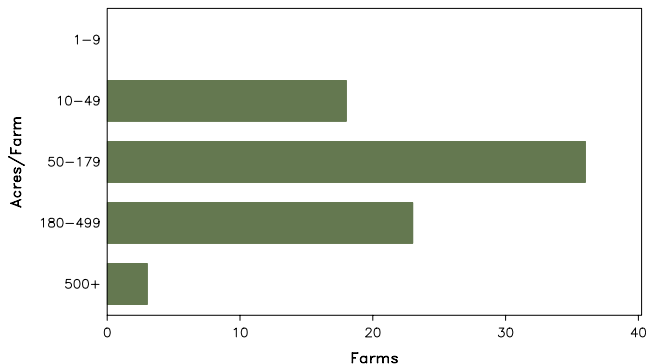
### Farms with Women Principal Operators Compared with All Farms

	Women Principal Operators	All Farms
<b>Number of Farms</b>	80	1,055
<b>Land in Farms</b>	13,614 acres	360,095 acres
<b>Average Size of Farm</b>	170 acres	341 acres
<b>Market Value of Products Sold</b>	\$2,831,000	\$116,866,000
Crop Sales	\$1,631,000	\$73,206,000
Livestock Sales	\$1,200,000	\$43,661,000
Average Per Farm	\$35,391	\$110,774
<b>Government Payments</b>	\$294,000	\$6,256,000
Average Per Farm Receiving Payments	\$4,386	\$7,118

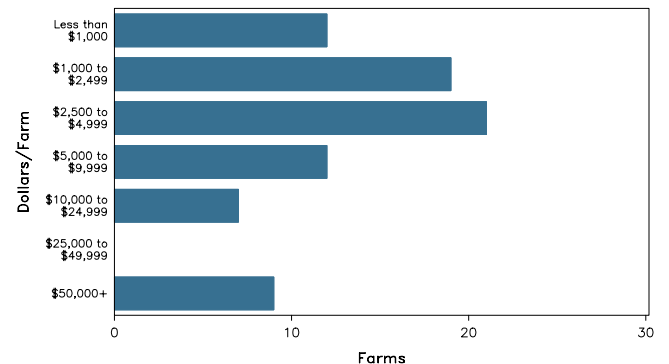
See footnotes on reverse page.

### Farms with Women Principal Operators

Farms by Size



Farms by Economic Size



# 2007 CENSUS OF AGRICULTURE

## Pope County – Minnesota Farms with Women Principal Operators

### Selected Highlights

Item	Farms	Quantity
<b>MARKET VALUE OF AGRICULTURAL PRODUCTS SOLD (\$1,000)</b>		
Total value of agricultural products sold	80	2,831
Value of crops including nursery and greenhouse	19	1,631
Value of livestock, poultry, and their products	16	1,200
<b>VALUE OF SALES BY COMMODITY GROUP (\$1,000)</b>		
Grains, oilseeds, dry beans, and dry peas	17	(D)
Tobacco	-	-
Cotton and cottonseed	-	-
Vegetables, melons, potatoes and sweet potatoes	-	-
Fruits, tree nuts, and berries	1	(D)
Nursery, greenhouse, floriculture, and sod	-	-
Cut Christmas trees and short rotation woody crops	-	-
Other crops and hay	1	(D)
Poultry and eggs	3	1
Cattle and calves	10	621
Milk and other dairy products from cows	2	(D)
Hogs and pigs	-	-
Sheep, goats, and their products	4	(D)
Horses, ponies, mules, burros, and donkeys	1	(D)
Aquaculture	-	-
Other animals and other animal products	1	(D)
<b>TOP CROP ITEMS (acres)</b>		
Corn for grain	12	2,265
Soybeans for beans	11	1,956
Forage - land used for all hay and haylage, grass silage, and greenchop	20	558
Oats for grain	5	231
Corn for silage or greenchop	4	210
<b>TOP LIVESTOCK INVENTORY ITEMS (number)</b>		
Cattle and calves	15	1,039
Sheep and lambs	3	184
Horses and ponies	18	131
Goats, all	3	27
Alpacas	1	(D)

### Operator Characteristics

Item	Quantity
Primary occupation:	
Farming	21
Other	59
Days worked off farm:	
None	32
Any	48
Years on present farm:	
2 years or less	1
3 to 4 years	8
5 to 9 years	15
10 years or more	56
Age group:	
Under 45 years	14
45 to 64 years	35
65 years and over	31
Average age of principal operator (years)	60.1

### Economic Characteristics

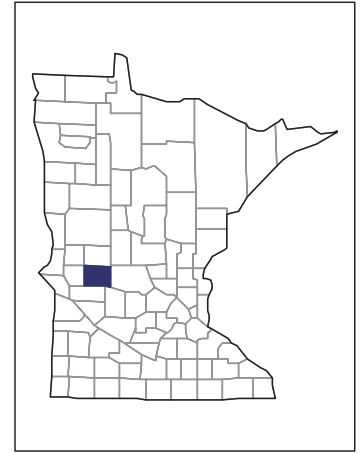
Item	Quantity
Farms by value of sales:	
Less than \$1,000	56
\$1,000 to \$2,499	5
\$2,500 to \$4,999	2
\$5,000 to \$9,999	5
\$10,000 to \$49,999	3
\$50,000 to \$99,999	2
\$100,000 to \$249,999	1
\$250,000 to \$499,999	6
\$500,000 or more	-
Total farm production expenses (\$1,000)	2,852
Average per farm (\$)	35,649
Net cash farm income of operation (\$1,000)	657
Average per farm (\$)	8,213
Value of agricultural products sold directly to individuals for human consumption (\$1,000)	1
Total organic product sales (\$1,000)	-
Total income from farm-related sources, gross before taxes and expenses (\$1,000)	384

See "Census of Agriculture, Volume 1, Geographic Area Series" for complete footnotes, explanations, definitions, and methodology.  
(D) Cannot be disclosed. (Z) Less than half of the unit shown.

# 2007 CENSUS OF AGRICULTURE

## Pope County – Minnesota

### Farms with Spanish, Hispanic, or Latino Operators Compared with All Farms



Data are not available at this geographic level for farms with Spanish, Hispanic, or Latino operators.



United States Department of Agriculture  
National Agricultural Statistics Service

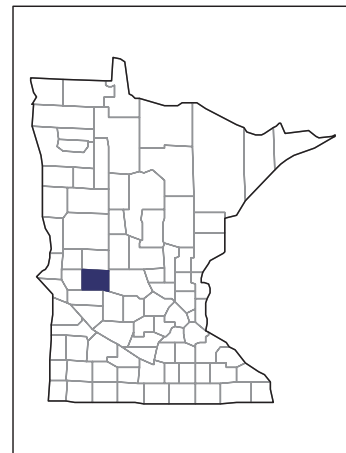
[www.agcensus.usda.gov](http://www.agcensus.usda.gov)



# 2007 CENSUS OF AGRICULTURE

## Pope County – Minnesota

### Farms with American Indian or Alaska Native Operators Compared with All Farms



Data are not available at this geographic level for farms with American Indian or Alaska Native operators.



United States Department of Agriculture  
National Agricultural Statistics Service

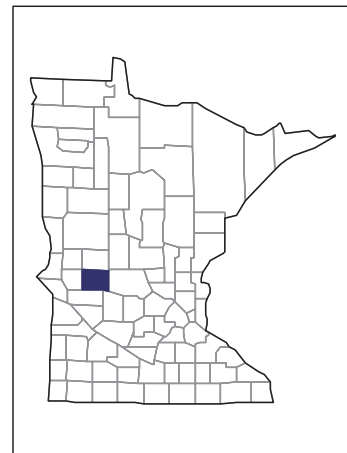
[www.agcensus.usda.gov](http://www.agcensus.usda.gov)



# 2007 CENSUS OF AGRICULTURE

**Pope County – Minnesota**

**Farms with Asian Operators  
Compared with All Farms**



**Data are not available at this geographic level for farms with Asian operators.**



United States Department of Agriculture  
National Agricultural Statistics Service

[www.agcensus.usda.gov](http://www.agcensus.usda.gov)

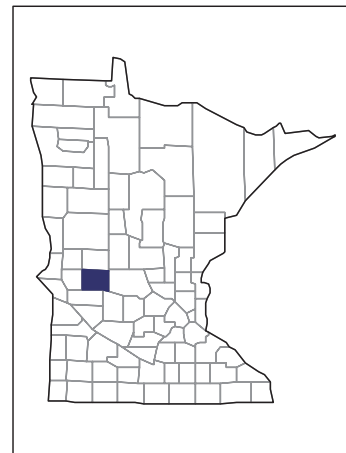




# 2007 CENSUS OF AGRICULTURE

**Pope County – Minnesota**

**Farms with Black or African American Operators Compared with All Farms**



Data are not available at this geographic level for farms with Black or African American operators.



United States Department of Agriculture  
National Agricultural Statistics Service

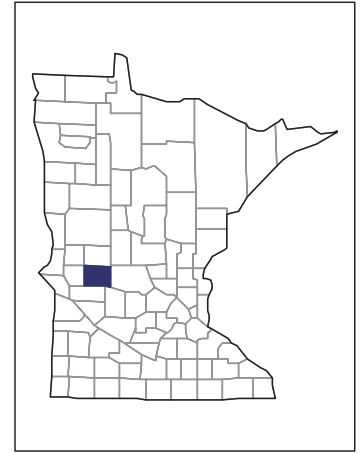
[www.agcensus.usda.gov](http://www.agcensus.usda.gov)



# 2007 CENSUS OF AGRICULTURE

## Pope County – Minnesota

### Farms with Native Hawaiian or Other Pacific Islander Operators Compared with All Farms



Data are not available at this geographic level for farms with Native Hawaiian or Other Pacific Islander operators.



United States Department of Agriculture  
National Agricultural Statistics Service

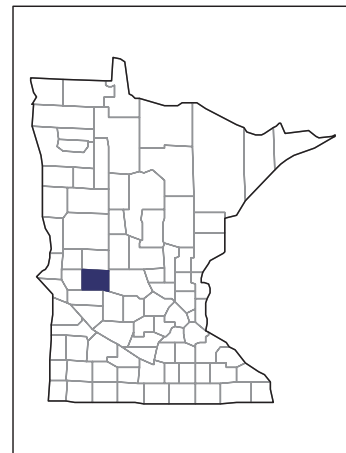
[www.agcensus.usda.gov](http://www.agcensus.usda.gov)



# 2007 CENSUS *OF* AGRICULTURE

**Pope County – Minnesota**

**Farms with White Operators  
Compared with All Farms**



**Data are not available at this geographic level for farms with White operators.**



United States Department of Agriculture  
National Agricultural Statistics Service

[www.agcensus.usda.gov](http://www.agcensus.usda.gov)

