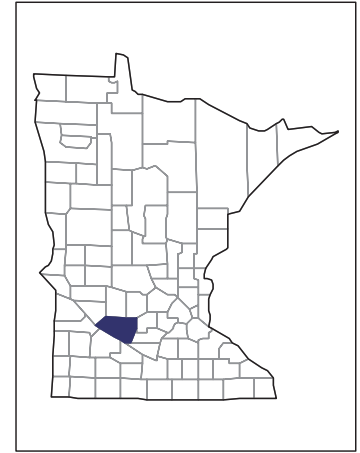


2007 CENSUS OF AGRICULTURE



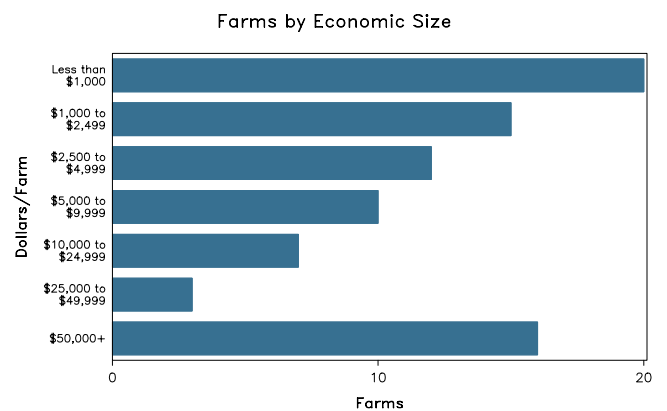
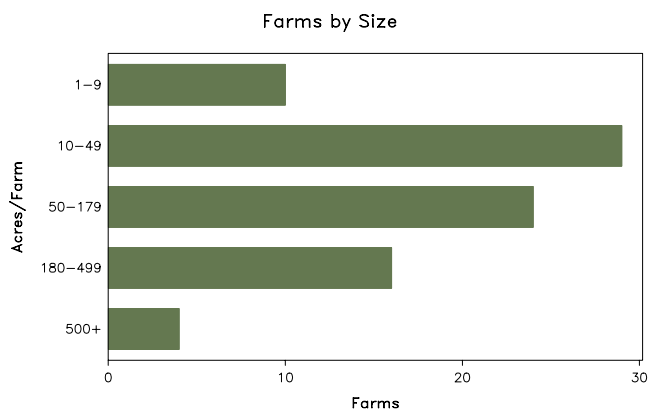
Renville County – Minnesota

Farms with Women Principal Operators Compared with All Farms

	Women Principal Operators	All Farms
Number of Farms	83	1,119
Land in Farms	10,563 acres	619,734 acres
Average Size of Farm	127 acres	554 acres
Market Value of Products Sold	\$16,885,000	\$420,502,000
Crop Sales	(D)	\$266,288,000
Livestock Sales	(D)	\$154,214,000
Average Per Farm	\$203,436	\$375,784
Government Payments	\$272,000	\$9,440,000
Average Per Farm Receiving Payments	\$4,952	\$9,896

See footnotes on reverse page.

Farms with Women Principal Operators



2007 CENSUS OF AGRICULTURE

Renville County – Minnesota Farms with Women Principal Operators

Selected Highlights

Item	Farms	Quantity
MARKET VALUE OF AGRICULTURAL PRODUCTS SOLD (\$1,000)		
Total value of agricultural products sold	83	16,885
Value of crops including nursery and greenhouse	19	(D)
Value of livestock, poultry, and their products	20	(D)
VALUE OF SALES BY COMMODITY GROUP (\$1,000)		
Grains, oilseeds, dry beans, and dry peas	17	(D)
Tobacco	-	-
Cotton and cottonseed	-	-
Vegetables, melons, potatoes and sweet potatoes	4	(D)
Fruits, tree nuts, and berries	-	-
Nursery, greenhouse, floriculture, and sod	-	-
Cut Christmas trees and short rotation woody crops	-	-
Other crops and hay	4	(D)
Poultry and eggs	8	(D)
Cattle and calves	12	(D)
Milk and other dairy products from cows	1	(D)
Hogs and pigs	-	-
Sheep, goats, and their products	2	(D)
Horses, ponies, mules, burros, and donkeys	2	(D)
Aquaculture	-	-
Other animals and other animal products	-	-
TOP CROP ITEMS (acres)		
Corn for grain	16	2,724
Soybeans for beans	17	2,394
Forage - land used for all hay and haylage, grass silage, and greenchop	9	314
Vegetables harvested for sale	4	282
Peas, green (excluding southern)	4	162
TOP LIVESTOCK INVENTORY ITEMS (number)		
Pullets for laying flock replacement	1	(D)
Cattle and calves	13	(D)
Horses and ponies	21	315
Layers	7	248
Broilers and other meat-type chickens	4	220

Operator Characteristics

Item	Quantity
Primary occupation:	
Farming	17
Other	66
Days worked off farm:	
None	33
Any	50
Years on present farm:	
2 years or less	9
3 to 4 years	9
5 to 9 years	7
10 years or more	58
Age group:	
Under 45 years	20
45 to 64 years	39
65 years and over	24
Average age of principal operator (years)	58.1

Economic Characteristics

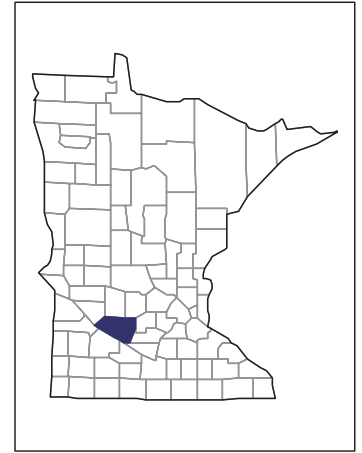
Item	Quantity
Farms by value of sales:	
Less than \$1,000	53
\$1,000 to \$2,499	6
\$2,500 to \$4,999	-
\$5,000 to \$9,999	3
\$10,000 to \$49,999	5
\$50,000 to \$99,999	5
\$100,000 to \$249,999	6
\$250,000 to \$499,999	2
\$500,000 or more	3
Total farm production expenses (\$1,000)	14,036
Average per farm (\$)	169,107
Net cash farm income of operation (\$1,000)	4,015
Average per farm (\$)	48,371
Value of agricultural products sold directly to individuals for human consumption (\$1,000)	(D)
Total organic product sales (\$1,000)	-
Total income from farm-related sources, gross before taxes and expenses (\$1,000)	893

See "Census of Agriculture, Volume 1, Geographic Area Series" for complete footnotes, explanations, definitions, and methodology.
(D) Cannot be disclosed. (Z) Less than half of the unit shown.

2007 CENSUS OF AGRICULTURE

Renville County – Minnesota

Farms with Spanish, Hispanic, or Latino Operators Compared with All Farms



Data are not available at this geographic level for farms with Spanish, Hispanic, or Latino operators.



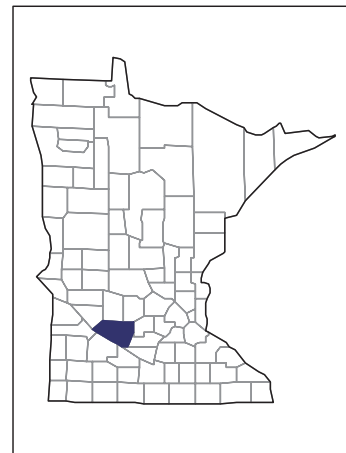
United States Department of Agriculture
National Agricultural Statistics Service

www.agcensus.usda.gov

2007 CENSUS *OF* AGRICULTURE

Renville County – Minnesota

Farms with American Indian or Alaska Native Operators Compared with All Farms



Data are not available at this geographic level for farms with American Indian or Alaska Native operators.



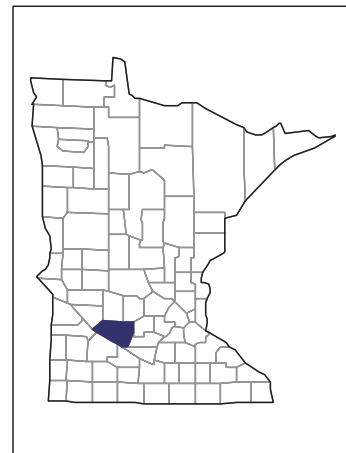
United States Department of Agriculture
National Agricultural Statistics Service

www.agcensus.usda.gov

2007 CENSUS OF AGRICULTURE

Renville County – Minnesota

**Farms with Asian Operators
Compared with All Farms**



Data are not available at this geographic level for farms with Asian operators.



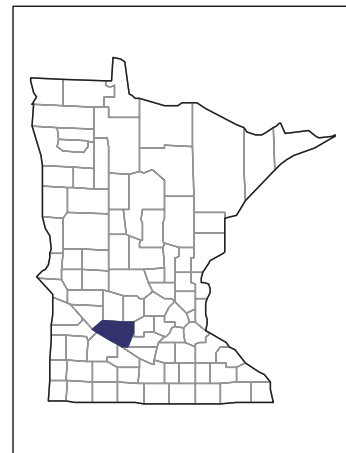
United States Department of Agriculture
National Agricultural Statistics Service

www.agcensus.usda.gov

2007 CENSUS OF AGRICULTURE

Renville County – Minnesota

Farms with Black or African American Operators Compared with All Farms



Data are not available at this geographic level for farms with Black or African American operators.



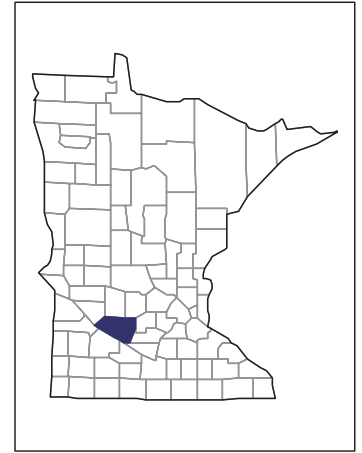
United States Department of Agriculture
National Agricultural Statistics Service

www.agcensus.usda.gov

2007 CENSUS OF AGRICULTURE

Renville County – Minnesota

Farms with Native Hawaiian or Other Pacific Islander Operators Compared with All Farms



Data are not available at this geographic level for farms with Native Hawaiian or Other Pacific Islander operators.



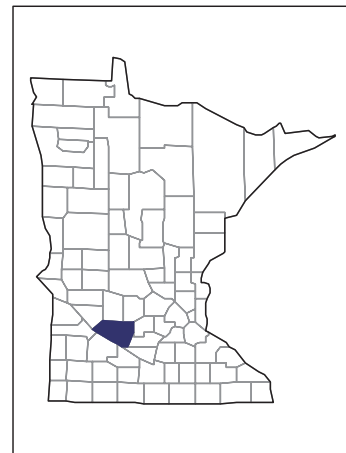
United States Department of Agriculture
National Agricultural Statistics Service

www.agcensus.usda.gov

2007 CENSUS *OF* AGRICULTURE

Renville County – Minnesota

**Farms with White Operators
Compared with All Farms**



Data are not available at this geographic level for farms with White operators.



United States Department of Agriculture
National Agricultural Statistics Service

www.agcensus.usda.gov

