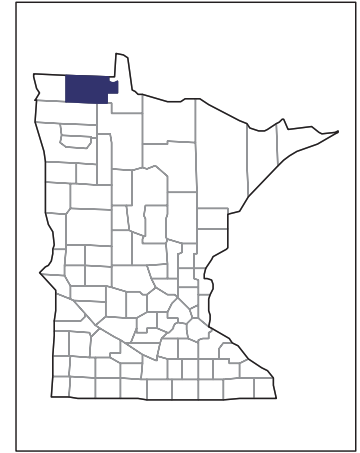


2007 CENSUS OF AGRICULTURE



Roseau County – Minnesota

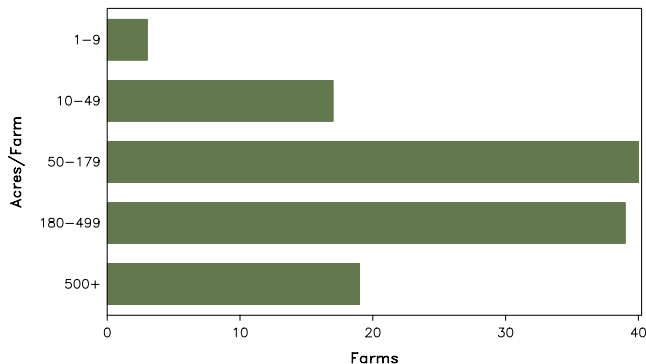
Farms with Women Principal Operators Compared with All Farms

	Women Principal Operators	All Farms
Number of Farms	118	1,182
Land in Farms	37,193 acres	591,316 acres
Average Size of Farm	315 acres	500 acres
Market Value of Products Sold	\$687,000	\$84,792,000
Crop Sales	\$387,000	\$63,933,000
Livestock Sales	\$301,000	\$20,859,000
Average Per Farm	\$5,825	\$71,736
Government Payments	\$970,000	\$9,852,000
Average Per Farm Receiving Payments	\$10,539	\$10,392

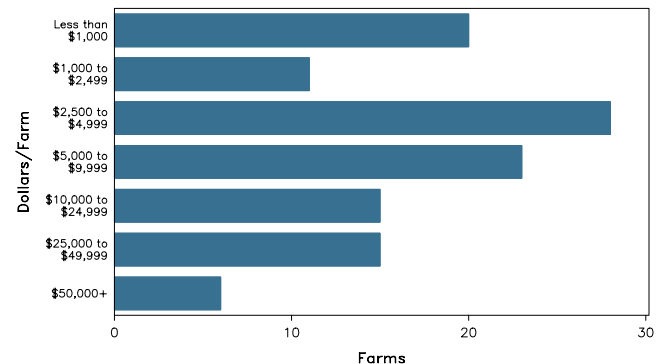
See footnotes on reverse page.

Farms with Women Principal Operators

Farms by Size



Farms by Economic Size



2007 CENSUS OF AGRICULTURE

Roseau County – Minnesota Farms with Women Principal Operators

Selected Highlights

Item	Farms	Quantity
MARKET VALUE OF AGRICULTURAL PRODUCTS SOLD (\$1,000)		
Total value of agricultural products sold	118	687
Value of crops including nursery and greenhouse	18	387
Value of livestock, poultry, and their products	17	301
VALUE OF SALES BY COMMODITY GROUP (\$1,000)		
Grains, oilseeds, dry beans, and dry peas	6	(D)
Tobacco	-	-
Cotton and cottonseed	-	-
Vegetables, melons, potatoes and sweet potatoes	-	-
Fruits, tree nuts, and berries	-	-
Nursery, greenhouse, floriculture, and sod	1	(D)
Cut Christmas trees and short rotation woody crops	-	-
Other crops and hay	14	(D)
Poultry and eggs	7	7
Cattle and calves	7	(D)
Milk and other dairy products from cows	2	(D)
Hogs and pigs	1	(D)
Sheep, goats, and their products	1	(D)
Horses, ponies, mules, burros, and donkeys	3	5
Aquaculture	-	-
Other animals and other animal products	1	(D)
TOP CROP ITEMS (acres)		
Forage - land used for all hay and haylage, grass silage, and greenchop	20	1,742
Wheat for grain, all	4	(D)
Soybeans for beans	2	(D)
Barley for grain	1	(D)
Field and grass seed crops, all	1	(D)
TOP LIVESTOCK INVENTORY ITEMS (number)		
Cattle and calves	16	642
Pheasants	1	(D)
Horses and ponies	15	119
Sheep and lambs	1	(D)
Layers	4	75

Operator Characteristics

Item	Quantity
Primary occupation:	
Farming	50
Other	68
Days worked off farm:	
None	61
Any	57
Years on present farm:	
2 years or less	1
3 to 4 years	9
5 to 9 years	22
10 years or more	86
Age group:	
Under 45 years	23
45 to 64 years	40
65 years and over	55
Average age of principal operator (years)	61.3

Economic Characteristics

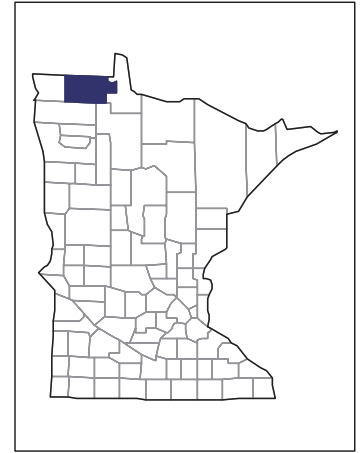
Item	Quantity
Farms by value of sales:	
Less than \$1,000	91
\$1,000 to \$2,499	4
\$2,500 to \$4,999	7
\$5,000 to \$9,999	4
\$10,000 to \$49,999	8
\$50,000 to \$99,999	2
\$100,000 to \$249,999	2
\$250,000 to \$499,999	-
\$500,000 or more	-
Total farm production expenses (\$1,000)	1,240
Average per farm (\$)	10,507
Net cash farm income of operation (\$1,000)	584
Average per farm (\$)	4,952
Value of agricultural products sold directly to individuals for human consumption (\$1,000)	(D)
Total organic product sales (\$1,000)	(D)
Total income from farm-related sources, gross before taxes and expenses (\$1,000)	167

See "Census of Agriculture, Volume 1, Geographic Area Series" for complete footnotes, explanations, definitions, and methodology.
(D) Cannot be disclosed. (Z) Less than half of the unit shown.

2007 CENSUS OF AGRICULTURE

Roseau County – Minnesota

Farms with Spanish, Hispanic, or Latino Operators Compared with All Farms



Data are not available at this geographic level for farms with Spanish, Hispanic, or Latino operators.



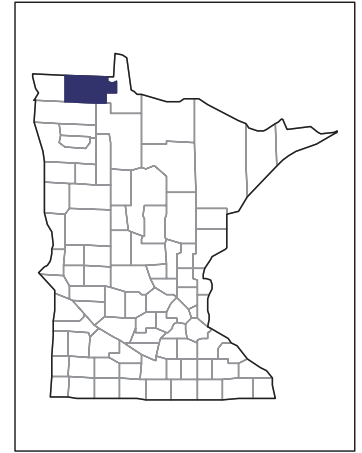
United States Department of Agriculture
National Agricultural Statistics Service

www.agcensus.usda.gov

2007 CENSUS OF AGRICULTURE

Roseau County – Minnesota

Farms with American Indian or Alaska Native Operators Compared with All Farms



Data are not available at this geographic level for farms with American Indian or Alaska Native operators.



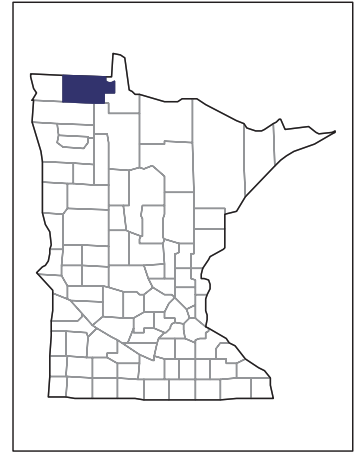
United States Department of Agriculture
National Agricultural Statistics Service

www.agcensus.usda.gov

2007 CENSUS *OF* AGRICULTURE

Roseau County – Minnesota

**Farms with Asian Operators
Compared with All Farms**



Data are not available at this geographic level for farms with Asian operators.



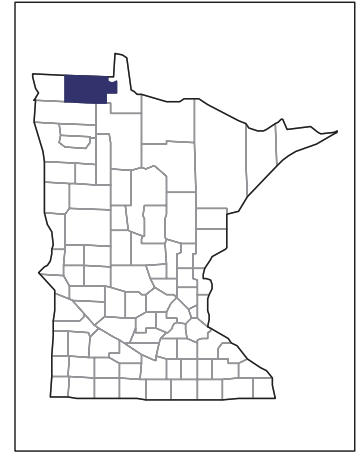
United States Department of Agriculture
National Agricultural Statistics Service

www.agcensus.usda.gov

2007 CENSUS *OF* AGRICULTURE

Roseau County – Minnesota

Farms with Black or African American Operators Compared with All Farms



Data are not available at this geographic level for farms with Black or African American operators.



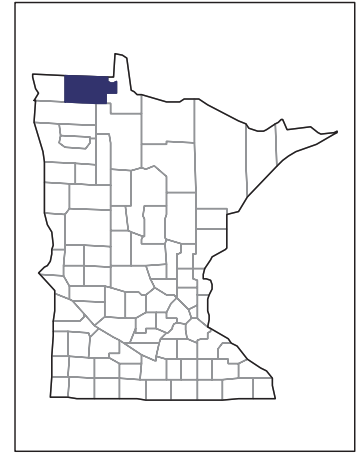
United States Department of Agriculture
National Agricultural Statistics Service

www.agcensus.usda.gov

2007 CENSUS OF AGRICULTURE

Roseau County – Minnesota

Farms with Native Hawaiian or Other Pacific Islander Operators Compared with All Farms



Data are not available at this geographic level for farms with Native Hawaiian or Other Pacific Islander operators.



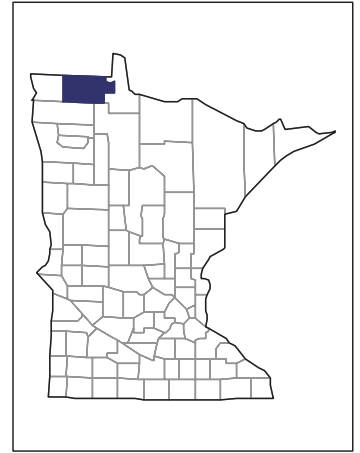
United States Department of Agriculture
National Agricultural Statistics Service

www.agcensus.usda.gov

2007 CENSUS *OF* **AGRICULTURE**

Roseau County – Minnesota

**Farms with White Operators
Compared with All Farms**



Data are not available at this geographic level for farms with White operators.



United States Department of Agriculture
National Agricultural Statistics Service

www.agcensus.usda.gov

