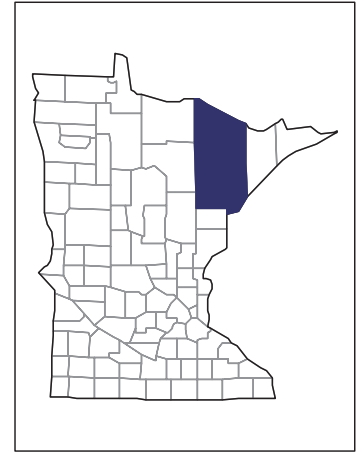


2007 CENSUS OF AGRICULTURE



St. Louis County – Minnesota

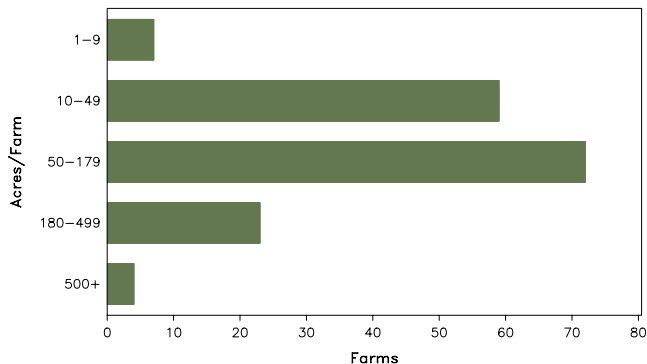
Farms with Women Principal Operators Compared with All Farms

	Women Principal Operators	All Farms
Number of Farms	165	761
Land in Farms	25,514 acres	148,689 acres
Average Size of Farm	155 acres	195 acres
Market Value of Products Sold	\$1,659,000	\$13,556,000
Crop Sales	\$1,051,000	\$6,307,000
Livestock Sales	\$608,000	\$7,249,000
Average Per Farm	\$10,056	\$17,813
Government Payments	\$34,000	\$120,000
Average Per Farm Receiving Payments	\$2,853	\$2,931

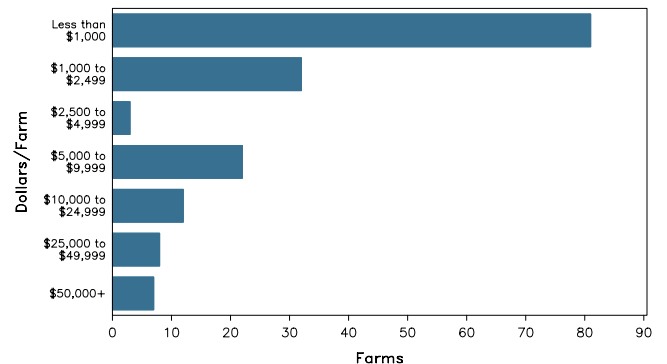
See footnotes on reverse page.

Farms with Women Principal Operators

Farms by Size



Farms by Economic Size



2007 CENSUS OF AGRICULTURE

St. Louis County – Minnesota Farms with Women Principal Operators

Selected Highlights

Item	Farms	Quantity
MARKET VALUE OF AGRICULTURAL PRODUCTS SOLD (\$1,000)		
Total value of agricultural products sold	165	1,659
Value of crops including nursery and greenhouse	48	1,051
Value of livestock, poultry, and their products	80	608
VALUE OF SALES BY COMMODITY GROUP (\$1,000)		
Grains, oilseeds, dry beans, and dry peas	5	(D)
Tobacco	-	-
Cotton and cottonseed	-	-
Vegetables, melons, potatoes and sweet potatoes	7	(D)
Fruits, tree nuts, and berries	3	27
Nursery, greenhouse, floriculture, and sod	9	(D)
Cut Christmas trees and short rotation woody crops	-	-
Other crops and hay	36	210
Poultry and eggs	23	(D)
Cattle and calves	29	267
Milk and other dairy products from cows	3	(D)
Hogs and pigs	5	14
Sheep, goats, and their products	17	26
Horses, ponies, mules, burros, and donkeys	26	38
Aquaculture	-	-
Other animals and other animal products	8	47
TOP CROP ITEMS (acres)		
Wild rice	1	(D)
Forage - land used for all hay and haylage, grass silage, and greenchop	78	5,653
Oats for grain	5	86
Corn for silage or greenchop	1	(D)
Vegetables harvested for sale	7	6
TOP LIVESTOCK INVENTORY ITEMS (number)		
Cattle and calves	41	1,155
Horses and ponies	116	944
Layers	34	787
Goats, all	20	312
Sheep and lambs	11	208

Operator Characteristics

Item	Quantity
Primary occupation:	
Farming	98
Other	67
Days worked off farm:	
None	56
Any	109
Years on present farm:	
2 years or less	2
3 to 4 years	9
5 to 9 years	37
10 years or more	117
Age group:	
Under 45 years	31
45 to 64 years	105
65 years and over	29
Average age of principal operator (years)	54.6

Economic Characteristics

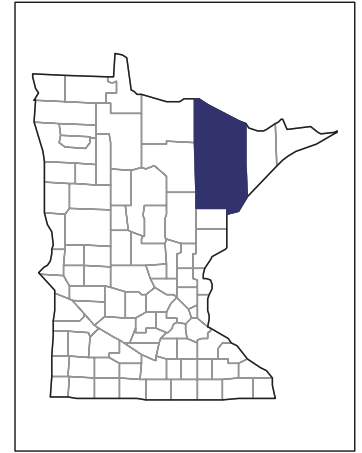
Item	Quantity
Farms by value of sales:	
Less than \$1,000	81
\$1,000 to \$2,499	32
\$2,500 to \$4,999	3
\$5,000 to \$9,999	22
\$10,000 to \$49,999	20
\$50,000 to \$99,999	3
\$100,000 to \$249,999	3
\$250,000 to \$499,999	1
\$500,000 or more	-
Total farm production expenses (\$1,000)	2,482
Average per farm (\$)	15,043
Net cash farm income of operation (\$1,000)	-483
Average per farm (\$)	-2,930
Value of agricultural products sold directly to individuals for human consumption (\$1,000)	70
Total organic product sales (\$1,000)	(D)
Total income from farm-related sources, gross before taxes and expenses (\$1,000)	305

See "Census of Agriculture, Volume 1, Geographic Area Series" for complete footnotes, explanations, definitions, and methodology.
(D) Cannot be disclosed. (Z) Less than half of the unit shown.

2007 CENSUS OF AGRICULTURE

St. Louis County – Minnesota

Farms with Spanish, Hispanic, or Latino Operators Compared with All Farms



Data are not available at this geographic level for farms with Spanish, Hispanic, or Latino operators.



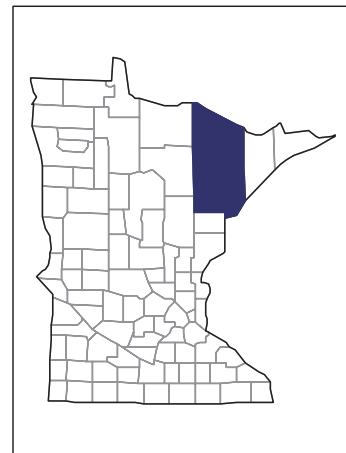
United States Department of Agriculture
National Agricultural Statistics Service

www.agcensus.usda.gov

2007 CENSUS OF AGRICULTURE

St. Louis County – Minnesota

Farms with American Indian or Alaska Native Operators Compared with All Farms



Data are not available at this geographic level for farms with American Indian or Alaska Native operators.



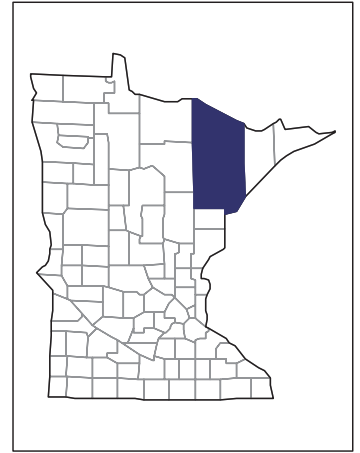
United States Department of Agriculture
National Agricultural Statistics Service

www.agcensus.usda.gov

2007 CENSUS *OF* **AGRICULTURE**

St. Louis County – Minnesota

**Farms with Asian Operators
Compared with All Farms**



Data are not available at this geographic level for farms with Asian operators.



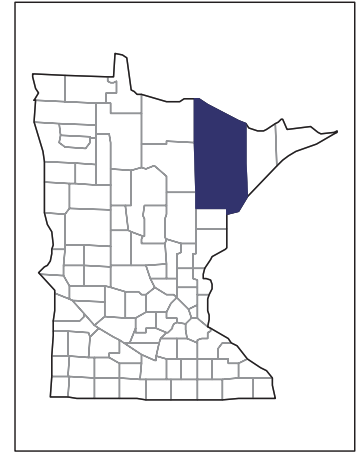
United States Department of Agriculture
National Agricultural Statistics Service

www.agcensus.usda.gov

2007 CENSUS OF AGRICULTURE

St. Louis County – Minnesota

Farms with Black or African American Operators Compared with All Farms



Data are not available at this geographic level for farms with Black or African American operators.



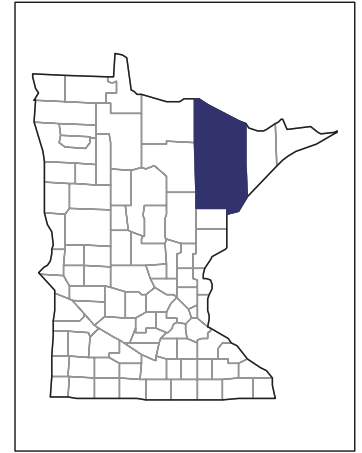
United States Department of Agriculture
National Agricultural Statistics Service

www.agcensus.usda.gov

2007 CENSUS OF AGRICULTURE

St. Louis County – Minnesota

Farms with Native Hawaiian or Other Pacific Islander Operators Compared with All Farms



Data are not available at this geographic level for farms with Native Hawaiian or Other Pacific Islander operators.



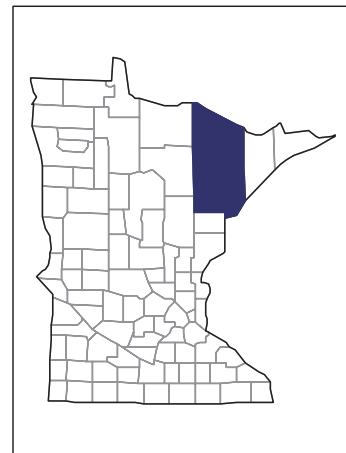
United States Department of Agriculture
National Agricultural Statistics Service

www.agcensus.usda.gov

2007 CENSUS *OF* AGRICULTURE

St. Louis County – Minnesota

**Farms with White Operators
Compared with All Farms**



Data are not available at this geographic level for farms with White operators.



United States Department of Agriculture
National Agricultural Statistics Service

www.agcensus.usda.gov

