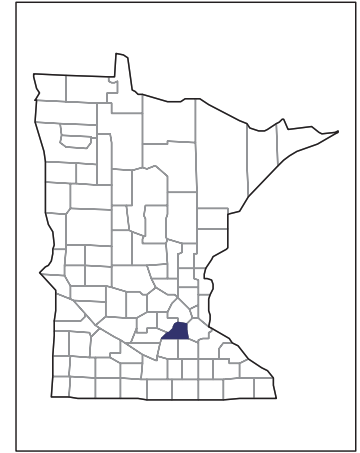


2007 CENSUS OF AGRICULTURE



Scott County – Minnesota

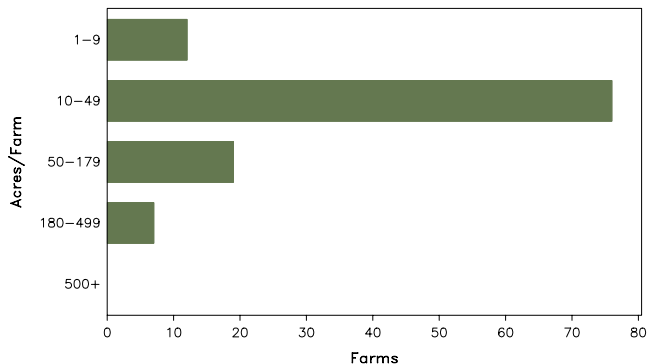
Farms with Women Principal Operators Compared with All Farms

	Women Principal Operators	All Farms
Number of Farms	114	795
Land in Farms	5,411 acres	117,551 acres
Average Size of Farm	47 acres	148 acres
Market Value of Products Sold	\$1,224,000	\$63,332,000
Crop Sales	\$688,000	\$28,498,000
Livestock Sales	\$536,000	\$34,834,000
Average Per Farm	\$10,740	\$79,663
Government Payments	\$113,000	\$2,293,000
Average Per Farm Receiving Payments	\$2,970	\$5,321

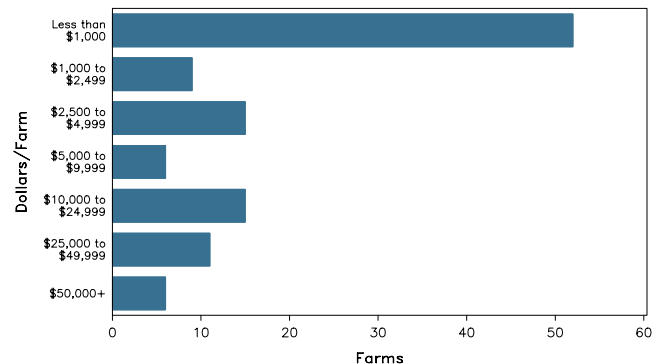
See footnotes on reverse page.

Farms with Women Principal Operators

Farms by Size



Farms by Economic Size



2007 CENSUS OF AGRICULTURE

Scott County – Minnesota Farms with Women Principal Operators

Selected Highlights

Item	Farms	Quantity
MARKET VALUE OF AGRICULTURAL PRODUCTS SOLD (\$1,000)		
Total value of agricultural products sold	114	1,224
Value of crops including nursery and greenhouse	33	688
Value of livestock, poultry, and their products	46	536
VALUE OF SALES BY COMMODITY GROUP (\$1,000)		
Grains, oilseeds, dry beans, and dry peas	11	274
Tobacco	-	-
Cotton and cottonseed	-	-
Vegetables, melons, potatoes and sweet potatoes	11	165
Fruits, tree nuts, and berries	4	(D)
Nursery, greenhouse, floriculture, and sod	6	(D)
Cut Christmas trees and short rotation woody crops	-	-
Other crops and hay	12	(D)
Poultry and eggs	8	(D)
Cattle and calves	7	103
Milk and other dairy products from cows	2	(D)
Hogs and pigs	5	3
Sheep, goats, and their products	8	19
Horses, ponies, mules, burros, and donkeys	21	137
Aquaculture	-	-
Other animals and other animal products	3	82
TOP CROP ITEMS (acres)		
Forage - land used for all hay and haylage, grass silage, and greenchop	40	805
Soybeans for beans	5	411
Corn for grain	7	403
Wheat for grain, all	6	246
Vegetables harvested for sale	11	107
TOP LIVESTOCK INVENTORY ITEMS (number)		
Cattle and calves	14	565
Horses and ponies	61	476
Sheep and lambs	15	171
Layers	13	135
Ducks	5	89

Operator Characteristics

Item	Quantity
Primary occupation:	
Farming	55
Other	59
Days worked off farm:	
None	35
Any	79
Years on present farm:	
2 years or less	5
3 to 4 years	1
5 to 9 years	25
10 years or more	83
Age group:	
Under 45 years	19
45 to 64 years	74
65 years and over	21
Average age of principal operator (years)	56.5

Economic Characteristics

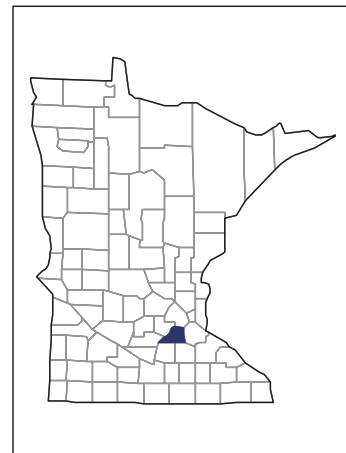
Item	Quantity
Farms by value of sales:	
Less than \$1,000	64
\$1,000 to \$2,499	8
\$2,500 to \$4,999	9
\$5,000 to \$9,999	5
\$10,000 to \$49,999	22
\$50,000 to \$99,999	4
\$100,000 to \$249,999	2
\$250,000 to \$499,999	-
\$500,000 or more	-
Total farm production expenses (\$1,000)	2,143
Average per farm (\$)	18,802
Net cash farm income of operation (\$1,000)	-483
Average per farm (\$)	-4,236
Value of agricultural products sold directly to individuals for human consumption (\$1,000)	113
Total organic product sales (\$1,000)	(D)
Total income from farm-related sources, gross before taxes and expenses (\$1,000)	323

See "Census of Agriculture, Volume 1, Geographic Area Series" for complete footnotes, explanations, definitions, and methodology.
(D) Cannot be disclosed. (Z) Less than half of the unit shown.

2007 CENSUS OF AGRICULTURE

Scott County – Minnesota

Farms with Spanish, Hispanic, or Latino Operators Compared with All Farms



Data are not available at this geographic level for farms with Spanish, Hispanic, or Latino operators.



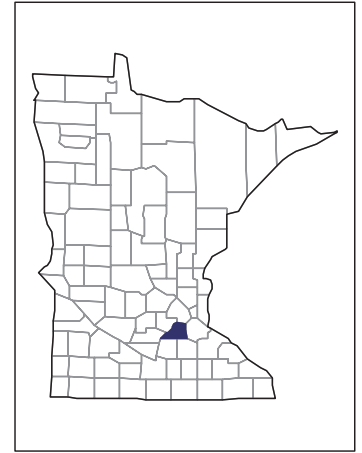
United States Department of Agriculture
National Agricultural Statistics Service

www.agcensus.usda.gov

2007 CENSUS OF AGRICULTURE

Scott County – Minnesota

Farms with American Indian or Alaska Native Operators Compared with All Farms



Data are not available at this geographic level for farms with American Indian or Alaska Native operators.



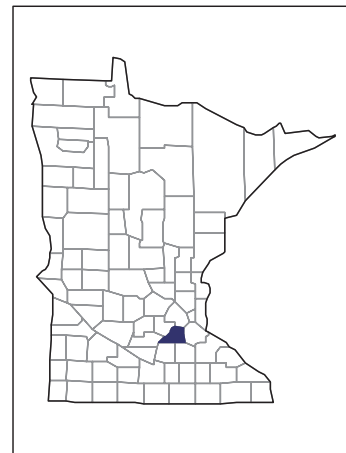
United States Department of Agriculture
National Agricultural Statistics Service

www.agcensus.usda.gov

2007 CENSUS *OF* AGRICULTURE

Scott County – Minnesota

**Farms with Asian Operators
Compared with All Farms**



Data are not available at this geographic level for farms with Asian operators.



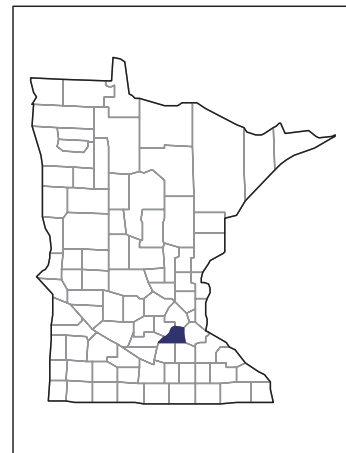
United States Department of Agriculture
National Agricultural Statistics Service

www.agcensus.usda.gov

2007 CENSUS OF AGRICULTURE

Scott County – Minnesota

Farms with Black or African American Operators Compared with All Farms



Data are not available at this geographic level for farms with Black or African American operators.



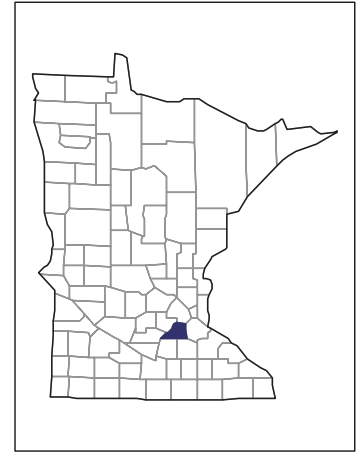
United States Department of Agriculture
National Agricultural Statistics Service

www.agcensus.usda.gov

2007 CENSUS OF AGRICULTURE

Scott County – Minnesota

Farms with Native Hawaiian or Other Pacific Islander Operators Compared with All Farms



Data are not available at this geographic level for farms with Native Hawaiian or Other Pacific Islander operators.



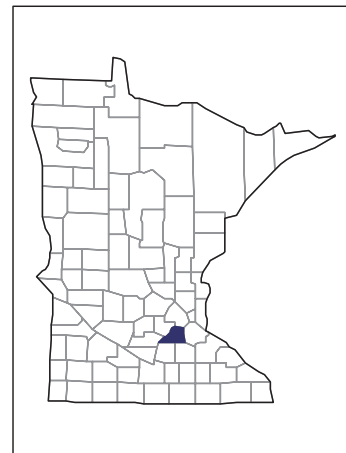
United States Department of Agriculture
National Agricultural Statistics Service

www.agcensus.usda.gov

2007 CENSUS *OF* AGRICULTURE

Scott County – Minnesota

**Farms with White Operators
Compared with All Farms**



Data are not available at this geographic level for farms with White operators.



United States Department of Agriculture
National Agricultural Statistics Service

www.agcensus.usda.gov

