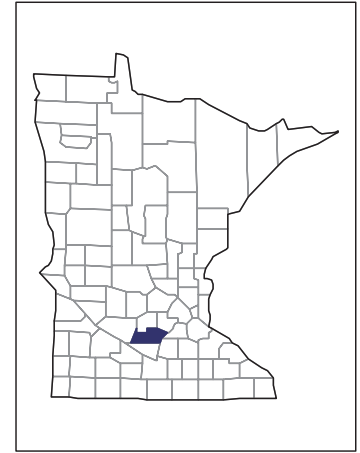


# 2007 CENSUS OF AGRICULTURE



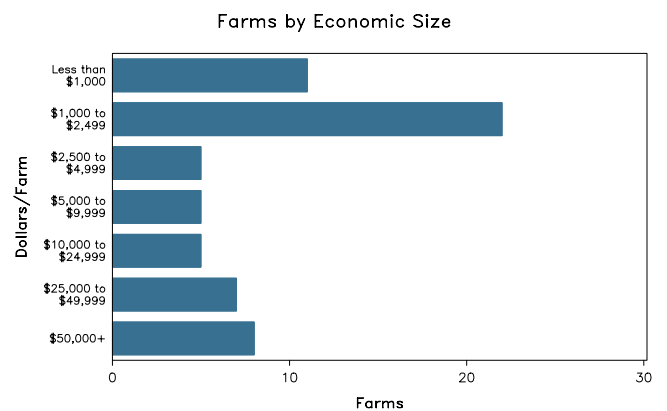
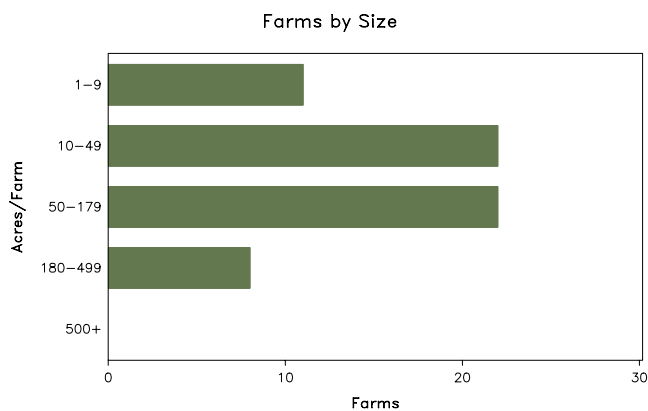
## Sibley County – Minnesota

### Farms with Women Principal Operators Compared with All Farms

	Women Principal Operators	All Farms
<b>Number of Farms</b>	63	1,029
<b>Land in Farms</b>	5,144 acres	345,738 acres
<b>Average Size of Farm</b>	82 acres	336 acres
<b>Market Value of Products Sold</b>	\$1,181,000	\$243,979,000
Crop Sales	\$1,010,000	\$124,116,000
Livestock Sales	\$171,000	\$119,863,000
Average Per Farm	\$18,749	\$237,103
<b>Government Payments</b>	\$102,000	\$5,784,000
Average Per Farm Receiving Payments	\$2,177	\$7,248

See footnotes on reverse page.

### Farms with Women Principal Operators



# 2007 CENSUS OF AGRICULTURE

## Sibley County – Minnesota Farms with Women Principal Operators

### Selected Highlights

Item	Farms	Quantity
<b>MARKET VALUE OF AGRICULTURAL PRODUCTS SOLD (\$1,000)</b>		
Total value of agricultural products sold	63	1,181
Value of crops including nursery and greenhouse	22	1,010
Value of livestock, poultry, and their products	17	171
<b>VALUE OF SALES BY COMMODITY GROUP (\$1,000)</b>		
Grains, oilseeds, dry beans, and dry peas	20	(D)
Tobacco	-	-
Cotton and cottonseed	-	-
Vegetables, melons, potatoes and sweet potatoes	1	(D)
Fruits, tree nuts, and berries	-	-
Nursery, greenhouse, floriculture, and sod	-	-
Cut Christmas trees and short rotation woody crops	-	-
Other crops and hay	4	(D)
Poultry and eggs	5	9
Cattle and calves	8	136
Milk and other dairy products from cows	-	-
Hogs and pigs	-	-
Sheep, goats, and their products	9	11
Horses, ponies, mules, burros, and donkeys	5	16
Aquaculture	-	-
Other animals and other animal products	-	-
<b>TOP CROP ITEMS (acres)</b>		
Soybeans for beans	18	1,146
Corn for grain	15	964
Forage - land used for all hay and haylage, grass silage, and greenchop	15	243
Vegetables harvested for sale	1	(D)
Sweet corn	1	(D)
<b>TOP LIVESTOCK INVENTORY ITEMS (number)</b>		
Cattle and calves	10	316
Layers	4	235
Sheep and lambs	10	173
Horses and ponies	15	92
Ducks	4	90

### Operator Characteristics

Item	Quantity
Primary occupation:	
Farming	26
Other	37
Days worked off farm:	
None	22
Any	41
Years on present farm:	
2 years or less	6
3 to 4 years	-
5 to 9 years	18
10 years or more	39
Age group:	
Under 45 years	13
45 to 64 years	24
65 years and over	26
Average age of principal operator (years)	58.1

### Economic Characteristics

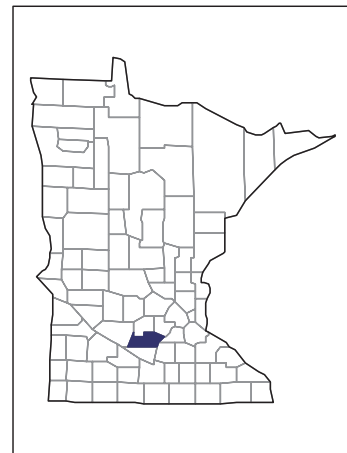
Item	Quantity
Farms by value of sales:	
Less than \$1,000	32
\$1,000 to \$2,499	6
\$2,500 to \$4,999	2
\$5,000 to \$9,999	4
\$10,000 to \$49,999	11
\$50,000 to \$99,999	5
\$100,000 to \$249,999	3
\$250,000 to \$499,999	-
\$500,000 or more	-
Total farm production expenses (\$1,000)	1,290
Average per farm (\$)	20,470
Net cash farm income of operation (\$1,000)	861
Average per farm (\$)	13,665
Value of agricultural products sold directly to individuals for human consumption (\$1,000)	-
Total organic product sales (\$1,000)	-
Total income from farm-related sources, gross before taxes and expenses (\$1,000)	867

See "Census of Agriculture, Volume 1, Geographic Area Series" for complete footnotes, explanations, definitions, and methodology.  
(D) Cannot be disclosed. (Z) Less than half of the unit shown.

# 2007 CENSUS OF AGRICULTURE

## Sibley County – Minnesota

### Farms with Spanish, Hispanic, or Latino Operators Compared with All Farms



Data are not available at this geographic level for farms with Spanish, Hispanic, or Latino operators.



United States Department of Agriculture  
National Agricultural Statistics Service

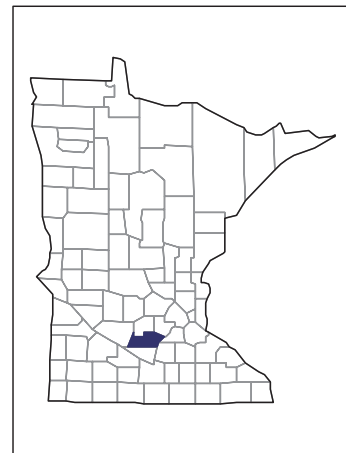
[www.agcensus.usda.gov](http://www.agcensus.usda.gov)



# 2007 CENSUS OF AGRICULTURE

## Sibley County – Minnesota

### Farms with American Indian or Alaska Native Operators Compared with All Farms



Data are not available at this geographic level for farms with American Indian or Alaska Native operators.



United States Department of Agriculture  
National Agricultural Statistics Service

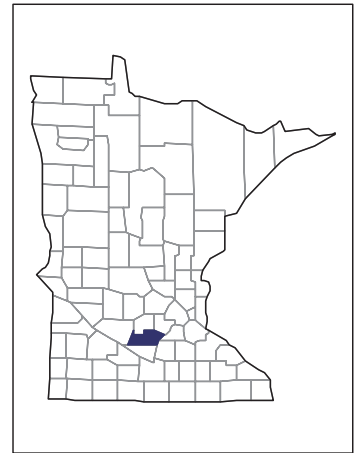
[www.agcensus.usda.gov](http://www.agcensus.usda.gov)



# 2007 CENSUS OF AGRICULTURE

**Sibley County – Minnesota**

**Farms with Asian Operators  
Compared with All Farms**



**Data are not available at this geographic level for farms with Asian operators.**



United States Department of Agriculture  
National Agricultural Statistics Service

[www.agcensus.usda.gov](http://www.agcensus.usda.gov)

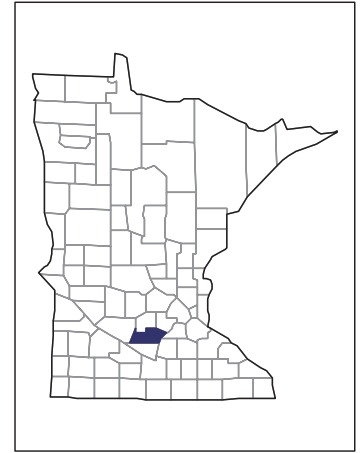




# 2007 CENSUS OF AGRICULTURE

## Sibley County – Minnesota

### Farms with Black or African American Operators Compared with All Farms



Data are not available at this geographic level for farms with Black or African American operators.



United States Department of Agriculture  
National Agricultural Statistics Service

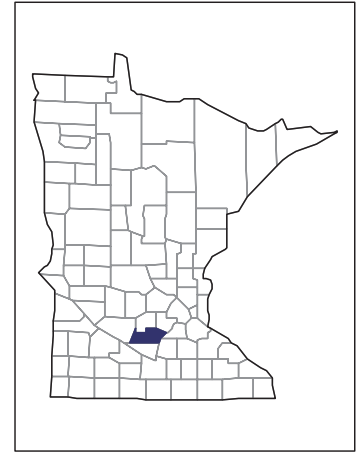
[www.agcensus.usda.gov](http://www.agcensus.usda.gov)



# 2007 CENSUS OF AGRICULTURE

## Sibley County – Minnesota

### Farms with Native Hawaiian or Other Pacific Islander Operators Compared with All Farms



Data are not available at this geographic level for farms with Native Hawaiian or Other Pacific Islander operators.



United States Department of Agriculture  
National Agricultural Statistics Service

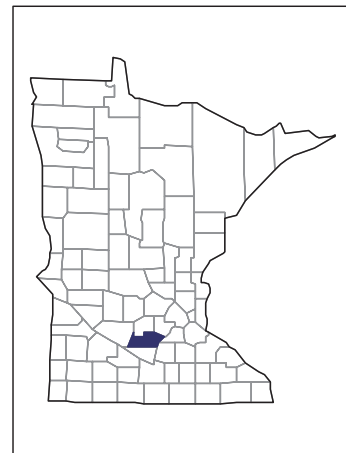
[www.agcensus.usda.gov](http://www.agcensus.usda.gov)



# 2007 CENSUS *OF* **AGRICULTURE**

**Sibley County – Minnesota**

**Farms with White Operators  
Compared with All Farms**



**Data are not available at this geographic level for farms with White operators.**



United States Department of Agriculture  
National Agricultural Statistics Service

[www.agcensus.usda.gov](http://www.agcensus.usda.gov)

