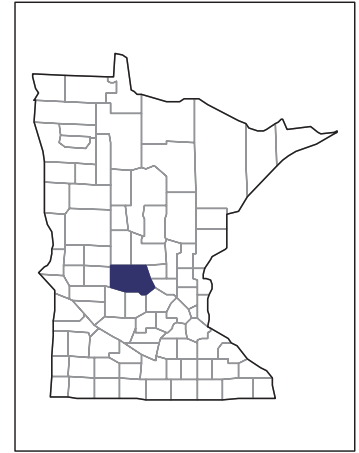


2007 CENSUS OF AGRICULTURE



Stearns County – Minnesota

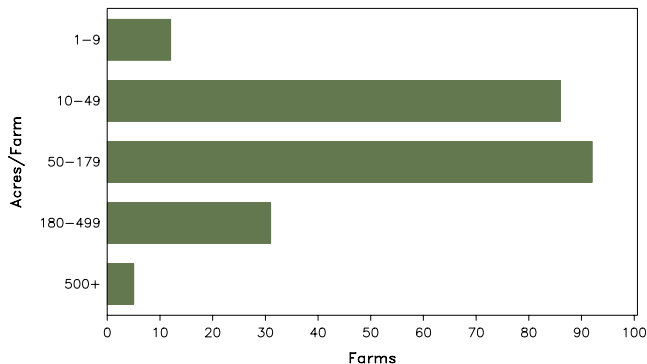
Farms with Women Principal Operators Compared with All Farms

	Women Principal Operators	All Farms
Number of Farms	226	3,368
Land in Farms	24,262 acres	708,284 acres
Average Size of Farm	107 acres	210 acres
Market Value of Products Sold	\$11,210,000	\$519,433,000
Crop Sales	\$1,219,000	\$73,711,000
Livestock Sales	\$9,991,000	\$445,722,000
Average Per Farm	\$49,600	\$154,226
Government Payments	\$455,000	\$12,639,000
Average Per Farm Receiving Payments	\$3,667	\$5,306

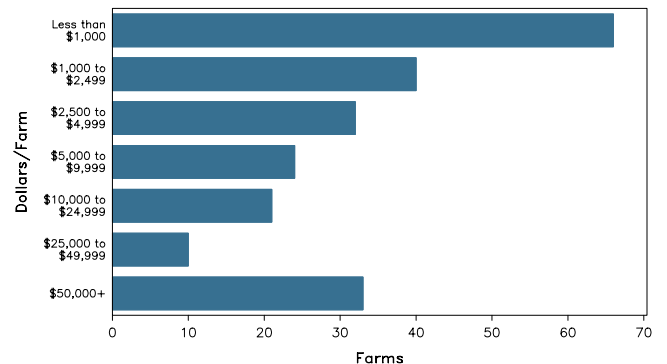
See footnotes on reverse page.

Farms with Women Principal Operators

Farms by Size



Farms by Economic Size



2007 CENSUS OF AGRICULTURE

Stearns County – Minnesota Farms with Women Principal Operators

Selected Highlights

Item	Farms	Quantity
MARKET VALUE OF AGRICULTURAL PRODUCTS SOLD (\$1,000)		
Total value of agricultural products sold	226	11,210
Value of crops including nursery and greenhouse	68	1,219
Value of livestock, poultry, and their products	89	9,991
VALUE OF SALES BY COMMODITY GROUP (\$1,000)		
Grains, oilseeds, dry beans, and dry peas	33	1,072
Tobacco	-	-
Cotton and cottonseed	-	-
Vegetables, melons, potatoes and sweet potatoes	6	34
Fruits, tree nuts, and berries	3	7
Nursery, greenhouse, floriculture, and sod	-	-
Cut Christmas trees and short rotation woody crops	-	-
Other crops and hay	34	105
Poultry and eggs	23	4,865
Cattle and calves	57	1,462
Milk and other dairy products from cows	23	3,197
Hogs and pigs	2	(D)
Sheep, goats, and their products	12	98
Horses, ponies, mules, burros, and donkeys	14	(D)
Aquaculture	-	-
Other animals and other animal products	3	(D)
TOP CROP ITEMS (acres)		
Forage - land used for all hay and haylage, grass silage, and greenchop	78	2,877
Corn for grain	32	2,467
Soybeans for beans	15	1,460
Corn for silage or greenchop	20	910
Oats for grain	9	448
TOP LIVESTOCK INVENTORY ITEMS (number)		
Broilers and other meat-type chickens	8	350,501
Layers	13	(D)
Pullets for laying flock replacement	3	(D)
Cattle and calves	65	4,425
Pheasants	3	(D)

Operator Characteristics

Item	Quantity
Primary occupation:	
Farming	85
Other	141
Days worked off farm:	
None	95
Any	131
Years on present farm:	
2 years or less	1
3 to 4 years	24
5 to 9 years	27
10 years or more	174
Age group:	
Under 45 years	52
45 to 64 years	108
65 years and over	66
Average age of principal operator (years)	56.0

Economic Characteristics

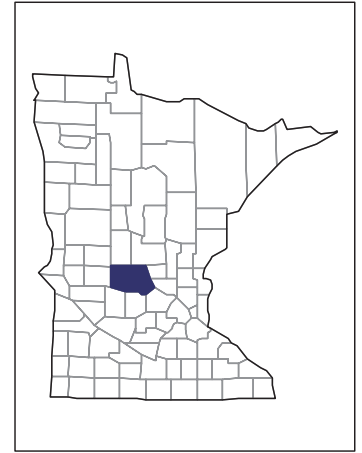
Item	Quantity
Farms by value of sales:	
Less than \$1,000	121
\$1,000 to \$2,499	12
\$2,500 to \$4,999	16
\$5,000 to \$9,999	19
\$10,000 to \$49,999	25
\$50,000 to \$99,999	6
\$100,000 to \$249,999	13
\$250,000 to \$499,999	8
\$500,000 or more	6
Total farm production expenses (\$1,000)	9,331
Average per farm (\$)	41,287
Net cash farm income of operation (\$1,000)	3,280
Average per farm (\$)	14,514
Value of agricultural products sold directly to individuals for human consumption (\$1,000)	73
Total organic product sales (\$1,000)	-
Total income from farm-related sources, gross before taxes and expenses (\$1,000)	947

See "Census of Agriculture, Volume 1, Geographic Area Series" for complete footnotes, explanations, definitions, and methodology.
(D) Cannot be disclosed. (Z) Less than half of the unit shown.

2007 CENSUS OF AGRICULTURE

Stearns County – Minnesota

Farms with Spanish, Hispanic, or Latino Operators Compared with All Farms



Data are not available at this geographic level for farms with Spanish, Hispanic, or Latino operators.



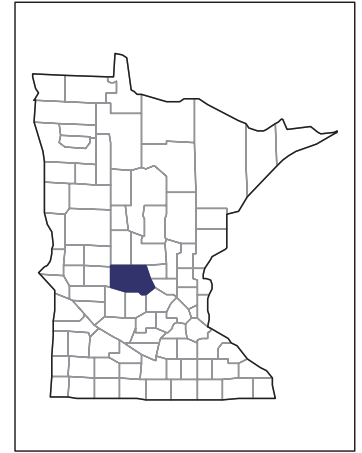
United States Department of Agriculture
National Agricultural Statistics Service

www.agcensus.usda.gov

2007 CENSUS OF AGRICULTURE

Stearns County – Minnesota

Farms with American Indian or Alaska Native Operators Compared with All Farms



Data are not available at this geographic level for farms with American Indian or Alaska Native operators.



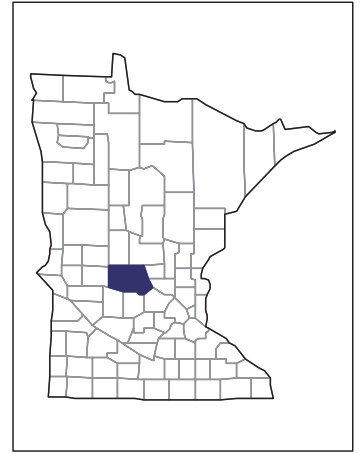
United States Department of Agriculture
National Agricultural Statistics Service

www.agcensus.usda.gov

2007 CENSUS *OF* AGRICULTURE

Stearns County – Minnesota

**Farms with Asian Operators
Compared with All Farms**



Data are not available at this geographic level for farms with Asian operators.



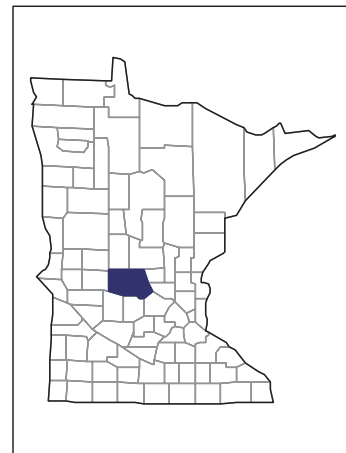
United States Department of Agriculture
National Agricultural Statistics Service

www.agcensus.usda.gov

2007 CENSUS OF AGRICULTURE

Stearns County – Minnesota

Farms with Black or African American Operators Compared with All Farms



Data are not available at this geographic level for farms with Black or African American operators.



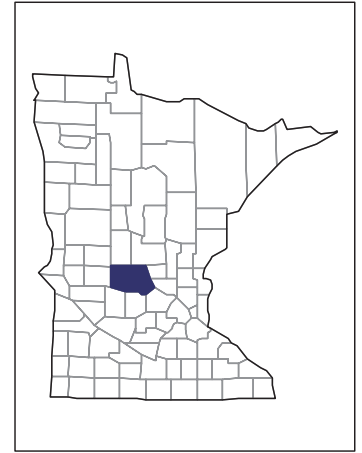
United States Department of Agriculture
National Agricultural Statistics Service

www.agcensus.usda.gov

2007 CENSUS OF AGRICULTURE

Stearns County – Minnesota

Farms with Native Hawaiian or Other Pacific Islander Operators Compared with All Farms



Data are not available at this geographic level for farms with Native Hawaiian or Other Pacific Islander operators.



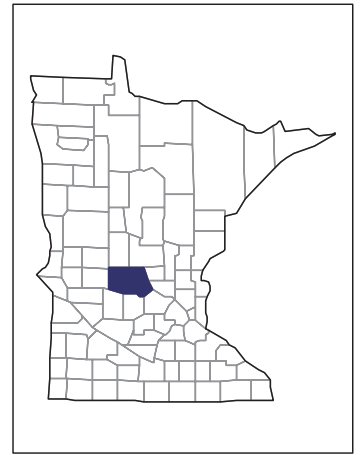
United States Department of Agriculture
National Agricultural Statistics Service

www.agcensus.usda.gov

2007 CENSUS OF AGRICULTURE

Stearns County – Minnesota

**Farms with White Operators
Compared with All Farms**



Data are not available at this geographic level for farms with White operators.



United States Department of Agriculture
National Agricultural Statistics Service

www.agcensus.usda.gov

