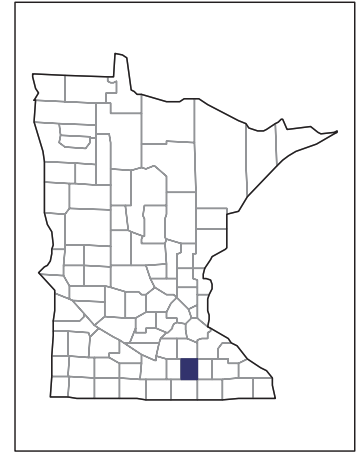


2007 CENSUS OF AGRICULTURE



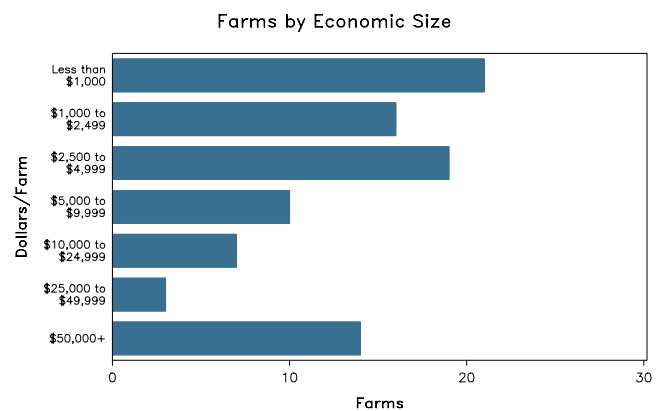
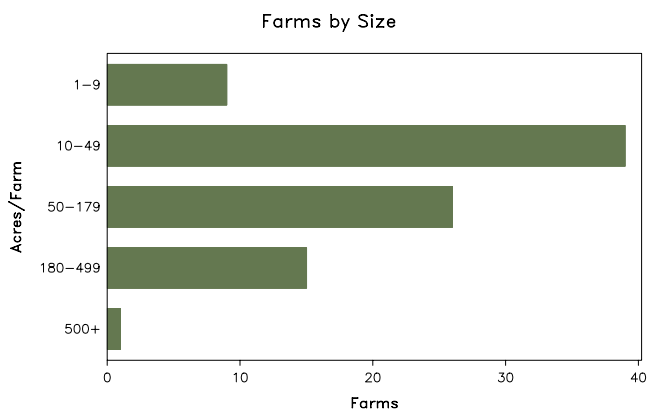
Steele County – Minnesota

Farms with Women Principal Operators Compared with All Farms

	Women Principal Operators	All Farms
Number of Farms	90	934
Land in Farms	9,909 acres	266,199 acres
Average Size of Farm	110 acres	285 acres
Market Value of Products Sold	\$4,455,000	\$184,753,000
Crop Sales	\$2,666,000	\$111,218,000
Livestock Sales	\$1,789,000	\$73,535,000
Average Per Farm	\$49,505	\$197,809
Government Payments	\$295,000	\$5,635,000
Average Per Farm Receiving Payments	\$4,534	\$7,667

See footnotes on reverse page.

Farms with Women Principal Operators



2007 CENSUS OF AGRICULTURE

Steele County – Minnesota Farms with Women Principal Operators

Selected Highlights

Item	Farms	Quantity
MARKET VALUE OF AGRICULTURAL PRODUCTS SOLD (\$1,000)		
Total value of agricultural products sold	90	4,455
Value of crops including nursery and greenhouse	25	2,666
Value of livestock, poultry, and their products	21	1,789
VALUE OF SALES BY COMMODITY GROUP (\$1,000)		
Grains, oilseeds, dry beans, and dry peas	18	(D)
Tobacco	-	-
Cotton and cottonseed	-	-
Vegetables, melons, potatoes and sweet potatoes	2	(D)
Fruits, tree nuts, and berries	-	-
Nursery, greenhouse, floriculture, and sod	2	(D)
Cut Christmas trees and short rotation woody crops	-	-
Other crops and hay	7	18
Poultry and eggs	1	(D)
Cattle and calves	9	(D)
Milk and other dairy products from cows	4	(D)
Hogs and pigs	1	(D)
Sheep, goats, and their products	7	13
Horses, ponies, mules, burros, and donkeys	5	15
Aquaculture	-	-
Other animals and other animal products	-	-
TOP CROP ITEMS (acres)		
Corn for grain	15	2,521
Soybeans for beans	15	2,171
Sod harvested	1	(D)
Forage - land used for all hay and haylage, grass silage, and greenchop	14	200
Wheat for grain, all	2	(D)
TOP LIVESTOCK INVENTORY ITEMS (number)		
Hogs and pigs	1	(D)
Cattle and calves	12	288
Sheep and lambs	5	75
Horses and ponies	15	69
Layers	4	34

Operator Characteristics

Item	Quantity
Primary occupation:	
Farming	28
Other	62
Days worked off farm:	
None	44
Any	46
Years on present farm:	
2 years or less	3
3 to 4 years	6
5 to 9 years	12
10 years or more	69
Age group:	
Under 45 years	18
45 to 64 years	27
65 years and over	45
Average age of principal operator (years)	63.7

Economic Characteristics

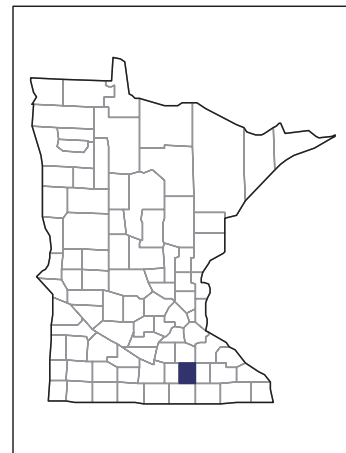
Item	Quantity
Farms by value of sales:	
Less than \$1,000	56
\$1,000 to \$2,499	3
\$2,500 to \$4,999	4
\$5,000 to \$9,999	7
\$10,000 to \$49,999	7
\$50,000 to \$99,999	3
\$100,000 to \$249,999	7
\$250,000 to \$499,999	-
\$500,000 or more	3
Total farm production expenses (\$1,000)	4,503
Average per farm (\$)	50,037
Net cash farm income of operation (\$1,000)	810
Average per farm (\$)	9,002
Value of agricultural products sold directly to individuals for human consumption (\$1,000)	(D)
Total organic product sales (\$1,000)	-
Total income from farm-related sources, gross before taxes and expenses (\$1,000)	563

See "Census of Agriculture, Volume 1, Geographic Area Series" for complete footnotes, explanations, definitions, and methodology.
(D) Cannot be disclosed. (Z) Less than half of the unit shown.

2007 CENSUS OF AGRICULTURE

Steele County – Minnesota

Farms with Spanish, Hispanic, or Latino Operators Compared with All Farms



Data are not available at this geographic level for farms with Spanish, Hispanic, or Latino operators.



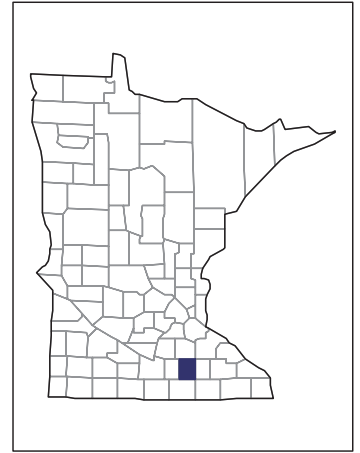
United States Department of Agriculture
National Agricultural Statistics Service

www.agcensus.usda.gov

2007 CENSUS OF AGRICULTURE

Steele County – Minnesota

Farms with American Indian or Alaska Native Operators Compared with All Farms



Data are not available at this geographic level for farms with American Indian or Alaska Native operators.



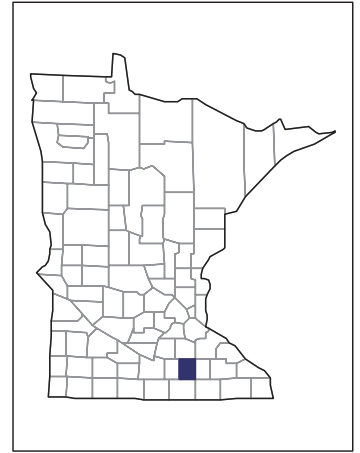
United States Department of Agriculture
National Agricultural Statistics Service

www.agcensus.usda.gov

2007 CENSUS *OF* AGRICULTURE

Steele County – Minnesota

**Farms with Asian Operators
Compared with All Farms**



Data are not available at this geographic level for farms with Asian operators.



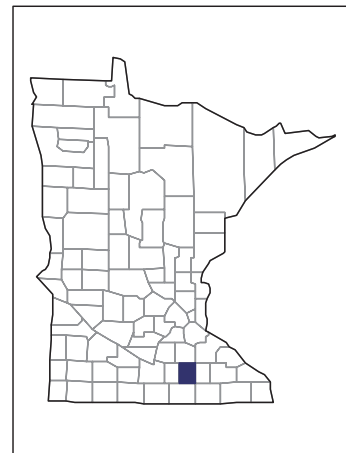
United States Department of Agriculture
National Agricultural Statistics Service

www.agcensus.usda.gov

2007 CENSUS OF AGRICULTURE

Steele County – Minnesota

Farms with Black or African American Operators Compared with All Farms



Data are not available at this geographic level for farms with Black or African American operators.



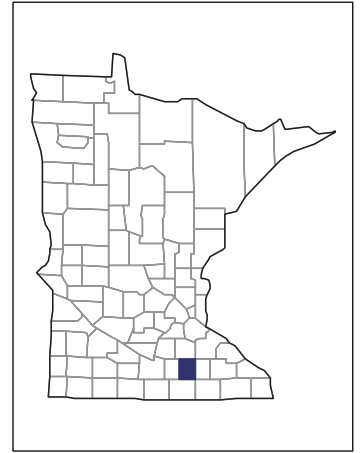
United States Department of Agriculture
National Agricultural Statistics Service

www.agcensus.usda.gov

2007 CENSUS OF AGRICULTURE

Steele County – Minnesota

Farms with Native Hawaiian or Other Pacific Islander Operators Compared with All Farms



Data are not available at this geographic level for farms with Native Hawaiian or Other Pacific Islander operators.



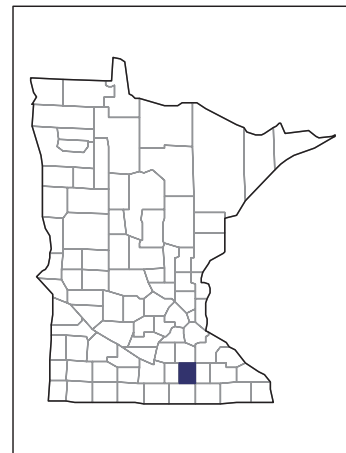
United States Department of Agriculture
National Agricultural Statistics Service

www.agcensus.usda.gov

2007 CENSUS *OF* AGRICULTURE

Steele County – Minnesota

**Farms with White Operators
Compared with All Farms**



Data are not available at this geographic level for farms with White operators.



United States Department of Agriculture
National Agricultural Statistics Service

www.agcensus.usda.gov

