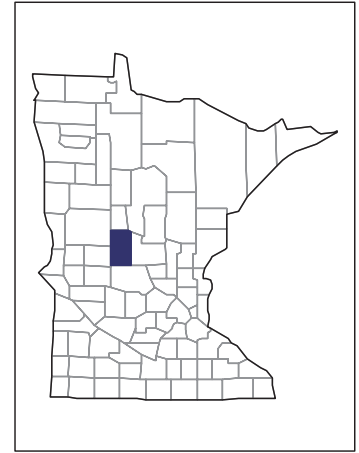


2007 CENSUS OF AGRICULTURE



Todd County – Minnesota

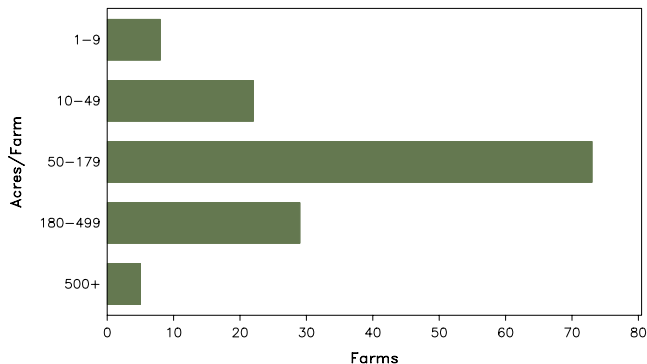
Farms with Women Principal Operators Compared with All Farms

	Women Principal Operators	All Farms
Number of Farms	137	1,910
Land in Farms	21,856 acres	378,734 acres
Average Size of Farm	160 acres	198 acres
Market Value of Products Sold	\$4,827,000	\$148,608,000
Crop Sales	\$403,000	\$31,070,000
Livestock Sales	\$4,424,000	\$117,538,000
Average Per Farm	\$35,236	\$77,805
Government Payments	\$216,000	\$4,042,000
Average Per Farm Receiving Payments	\$2,635	\$3,343

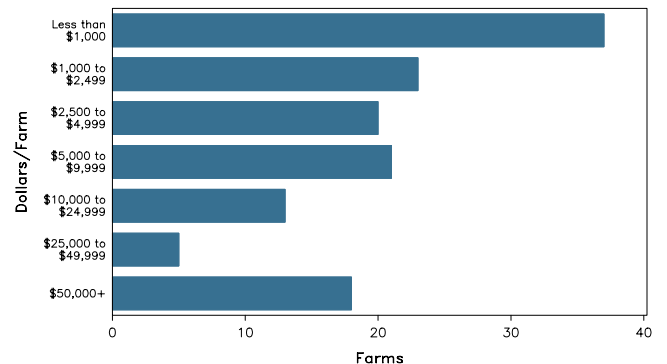
See footnotes on reverse page.

Farms with Women Principal Operators

Farms by Size



Farms by Economic Size



2007 CENSUS OF AGRICULTURE

Todd County – Minnesota Farms with Women Principal Operators

Selected Highlights

Item	Farms	Quantity
MARKET VALUE OF AGRICULTURAL PRODUCTS SOLD (\$1,000)		
Total value of agricultural products sold	137	4,827
Value of crops including nursery and greenhouse	46	403
Value of livestock, poultry, and their products	63	4,424
VALUE OF SALES BY COMMODITY GROUP (\$1,000)		
Grains, oilseeds, dry beans, and dry peas	24	290
Tobacco	-	-
Cotton and cottonseed	-	-
Vegetables, melons, potatoes and sweet potatoes	3	(D)
Fruits, tree nuts, and berries	3	32
Nursery, greenhouse, floriculture, and sod	3	(D)
Cut Christmas trees and short rotation woody crops	-	-
Other crops and hay	27	56
Poultry and eggs	10	(D)
Cattle and calves	37	3,152
Milk and other dairy products from cows	15	(D)
Hogs and pigs	1	(D)
Sheep, goats, and their products	13	16
Horses, ponies, mules, burros, and donkeys	4	7
Aquaculture	-	-
Other animals and other animal products	3	(D)
TOP CROP ITEMS (acres)		
Forage - land used for all hay and haylage, grass silage, and greenchop	61	2,940
Corn for grain	24	1,023
Corn for silage or greenchop	17	805
Oats for grain	12	394
Soybeans for beans	7	366
TOP LIVESTOCK INVENTORY ITEMS (number)		
Cattle and calves	45	3,778
Horses and ponies	31	373
Sheep and lambs	13	267
Layers	11	260
Goats, all	10	84

Operator Characteristics

Item	Quantity
Primary occupation:	
Farming	51
Other	86
Days worked off farm:	
None	52
Any	85
Years on present farm:	
2 years or less	7
3 to 4 years	7
5 to 9 years	13
10 years or more	110
Age group:	
Under 45 years	25
45 to 64 years	69
65 years and over	43
Average age of principal operator (years)	58.1

Economic Characteristics

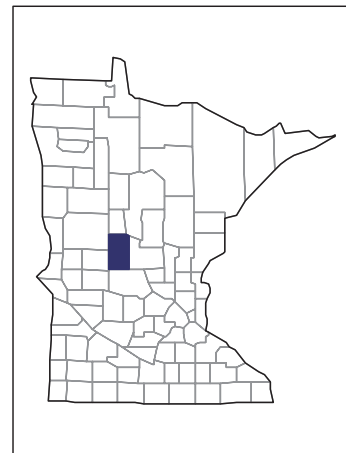
Item	Quantity
Farms by value of sales:	
Less than \$1,000	62
\$1,000 to \$2,499	12
\$2,500 to \$4,999	15
\$5,000 to \$9,999	16
\$10,000 to \$49,999	16
\$50,000 to \$99,999	6
\$100,000 to \$249,999	6
\$250,000 to \$499,999	1
\$500,000 or more	3
Total farm production expenses (\$1,000)	4,927
Average per farm (\$)	35,965
Net cash farm income of operation (\$1,000)	312
Average per farm (\$)	2,274
Value of agricultural products sold directly to individuals for human consumption (\$1,000)	9
Total organic product sales (\$1,000)	(D)
Total income from farm-related sources, gross before taxes and expenses (\$1,000)	195

See "Census of Agriculture, Volume 1, Geographic Area Series" for complete footnotes, explanations, definitions, and methodology.
(D) Cannot be disclosed. (Z) Less than half of the unit shown.

2007 CENSUS *OF* AGRICULTURE

Todd County – Minnesota

Farms with Spanish, Hispanic, or Latino Operators Compared with All Farms



Data are not available at this geographic level for farms with Spanish, Hispanic, or Latino operators.



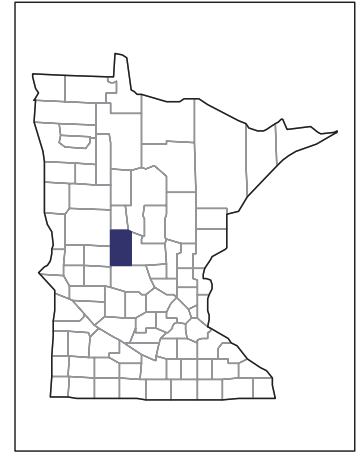
United States Department of Agriculture
National Agricultural Statistics Service

www.agcensus.usda.gov

2007 CENSUS OF AGRICULTURE

Todd County – Minnesota

Farms with American Indian or Alaska Native Operators Compared with All Farms



Data are not available at this geographic level for farms with American Indian or Alaska Native operators.



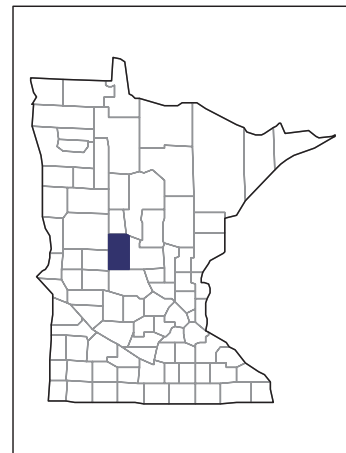
United States Department of Agriculture
National Agricultural Statistics Service

www.agcensus.usda.gov

2007 CENSUS *OF* AGRICULTURE

Todd County – Minnesota

**Farms with Asian Operators
Compared with All Farms**



Data are not available at this geographic level for farms with Asian operators.



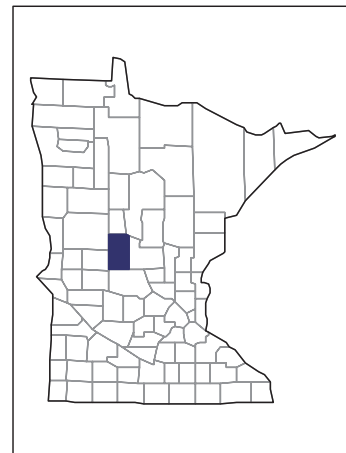
United States Department of Agriculture
National Agricultural Statistics Service

www.agcensus.usda.gov

2007 CENSUS OF AGRICULTURE

Todd County – Minnesota

Farms with Black or African American Operators Compared with All Farms



Data are not available at this geographic level for farms with Black or African American operators.



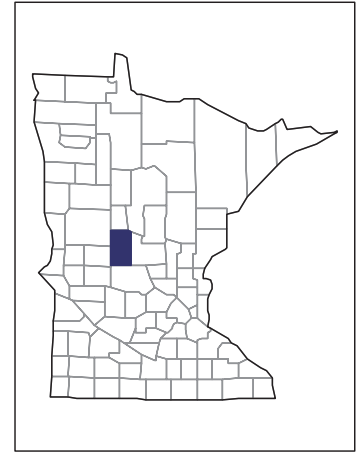
United States Department of Agriculture
National Agricultural Statistics Service

www.agcensus.usda.gov

2007 CENSUS OF AGRICULTURE

Todd County – Minnesota

Farms with Native Hawaiian or Other Pacific Islander Operators Compared with All Farms



Data are not available at this geographic level for farms with Native Hawaiian or Other Pacific Islander operators.



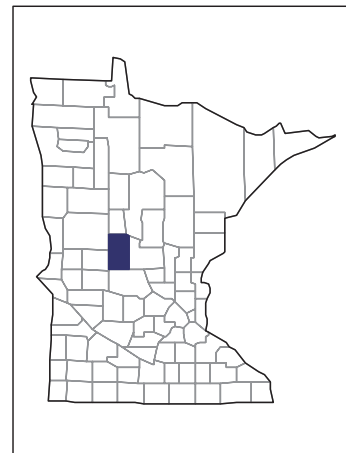
United States Department of Agriculture
National Agricultural Statistics Service

www.agcensus.usda.gov

2007 CENSUS OF AGRICULTURE

Todd County – Minnesota

**Farms with White Operators
Compared with All Farms**



Data are not available at this geographic level for farms with White operators.



United States Department of Agriculture
National Agricultural Statistics Service

www.agcensus.usda.gov

