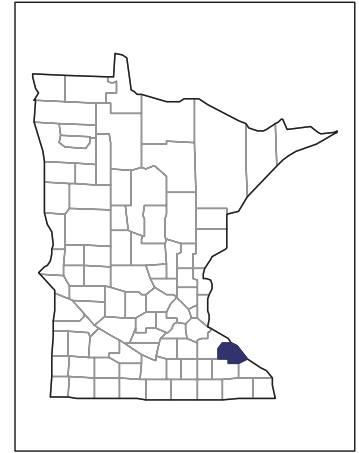


# 2007 CENSUS OF AGRICULTURE



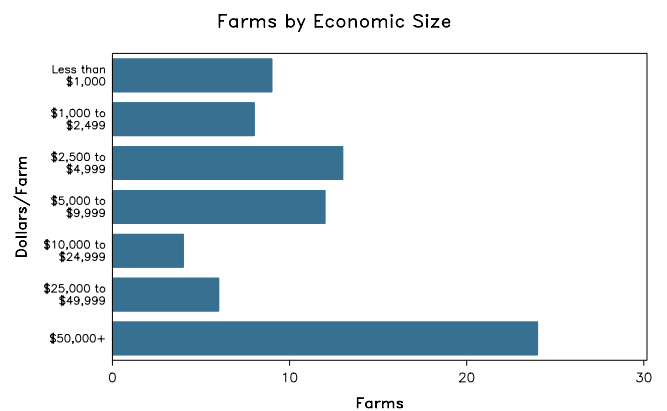
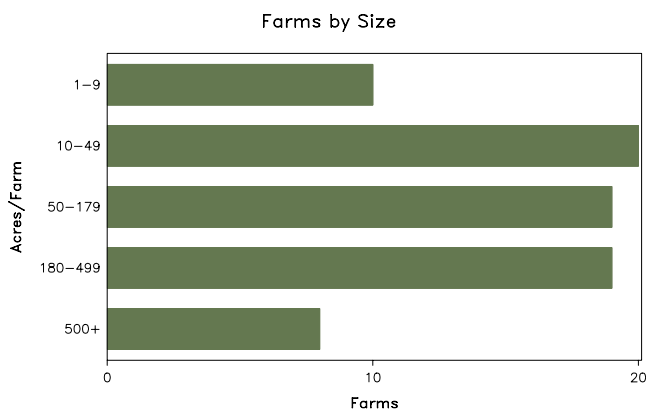
## Wabasha County – Minnesota

### Farms with Women Principal Operators Compared with All Farms

	Women Principal Operators	All Farms
<b>Number of Farms</b>	76	976
<b>Land in Farms</b>	14,486 acres	262,263 acres
<b>Average Size of Farm</b>	191 acres	269 acres
<b>Market Value of Products Sold</b>	\$4,488,000	\$144,212,000
Crop Sales	\$1,643,000	\$52,253,000
Livestock Sales	\$2,844,000	\$91,958,000
Average Per Farm	\$59,046	\$147,758
<b>Government Payments</b>	\$314,000	\$4,647,000
Average Per Farm Receiving Payments	\$6,036	\$6,197

See footnotes on reverse page.

### Farms with Women Principal Operators



# 2007 CENSUS OF AGRICULTURE

## Wabasha County – Minnesota Farms with Women Principal Operators

### Selected Highlights

Item	Farms	Quantity
<b>MARKET VALUE OF AGRICULTURAL PRODUCTS SOLD (\$1,000)</b>		
Total value of agricultural products sold	76	4,488
Value of crops including nursery and greenhouse	41	1,643
Value of livestock, poultry, and their products	33	2,844
<b>VALUE OF SALES BY COMMODITY GROUP (\$1,000)</b>		
Grains, oilseeds, dry beans, and dry peas	28	1,256
Tobacco	-	-
Cotton and cottonseed	-	-
Vegetables, melons, potatoes and sweet potatoes	4	11
Fruits, tree nuts, and berries	-	-
Nursery, greenhouse, floriculture, and sod	6	225
Cut Christmas trees and short rotation woody crops	-	-
Other crops and hay	14	151
Poultry and eggs	9	7
Cattle and calves	21	569
Milk and other dairy products from cows	11	(D)
Hogs and pigs	2	(D)
Sheep, goats, and their products	2	(D)
Horses, ponies, mules, burros, and donkeys	5	21
Aquaculture	-	-
Other animals and other animal products	-	-
<b>TOP CROP ITEMS (acres)</b>		
Corn for grain	30	2,677
Forage - land used for all hay and haylage, grass silage, and greenchop	28	1,205
Soybeans for beans	14	640
Corn for silage or greenchop	8	210
Oats for grain	8	147
<b>TOP LIVESTOCK INVENTORY ITEMS (number)</b>		
Cattle and calves	27	2,126
Broilers and other meat-type chickens	3	(D)
Horses and ponies	16	102
Quail	1	(D)
Layers	6	78

### Operator Characteristics

Item	Quantity
Primary occupation:	
Farming	43
Other	33
Days worked off farm:	
None	39
Any	37
Years on present farm:	
2 years or less	1
3 to 4 years	1
5 to 9 years	11
10 years or more	63
Age group:	
Under 45 years	15
45 to 64 years	34
65 years and over	27
Average age of principal operator (years)	59.8

### Economic Characteristics

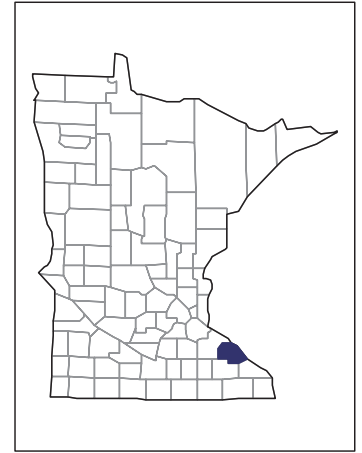
Item	Quantity
Farms by value of sales:	
Less than \$1,000	26
\$1,000 to \$2,499	2
\$2,500 to \$4,999	8
\$5,000 to \$9,999	11
\$10,000 to \$49,999	9
\$50,000 to \$99,999	6
\$100,000 to \$249,999	8
\$250,000 to \$499,999	4
\$500,000 or more	2
Total farm production expenses (\$1,000)	2,559
Average per farm (\$)	33,674
Net cash farm income of operation (\$1,000)	2,634
Average per farm (\$)	34,659
Value of agricultural products sold directly to individuals for human consumption (\$1,000)	17
Total organic product sales (\$1,000)	-
Total income from farm-related sources, gross before taxes and expenses (\$1,000)	392

See "Census of Agriculture, Volume 1, Geographic Area Series" for complete footnotes, explanations, definitions, and methodology.  
(D) Cannot be disclosed. (Z) Less than half of the unit shown.

# 2007 CENSUS OF AGRICULTURE

## Wabasha County – Minnesota

### Farms with Spanish, Hispanic, or Latino Operators Compared with All Farms



Data are not available at this geographic level for farms with Spanish, Hispanic, or Latino operators.



United States Department of Agriculture  
National Agricultural Statistics Service

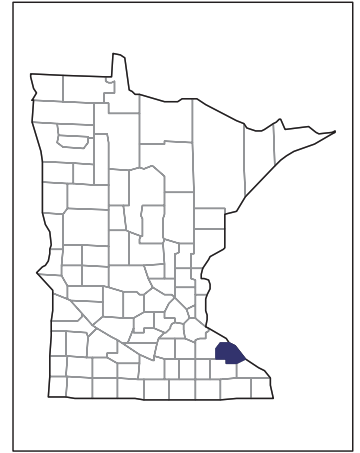
[www.agcensus.usda.gov](http://www.agcensus.usda.gov)



# 2007 CENSUS OF AGRICULTURE

## Wabasha County – Minnesota

### Farms with American Indian or Alaska Native Operators Compared with All Farms



Data are not available at this geographic level for farms with American Indian or Alaska Native operators.



United States Department of Agriculture  
National Agricultural Statistics Service

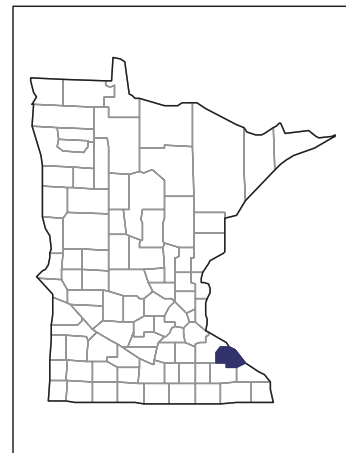
[www.agcensus.usda.gov](http://www.agcensus.usda.gov)



# 2007 CENSUS *OF* AGRICULTURE

**Wabasha County – Minnesota**

**Farms with Asian Operators  
Compared with All Farms**



**Data are not available at this geographic level for farms with Asian operators.**



United States Department of Agriculture  
National Agricultural Statistics Service

[www.agcensus.usda.gov](http://www.agcensus.usda.gov)

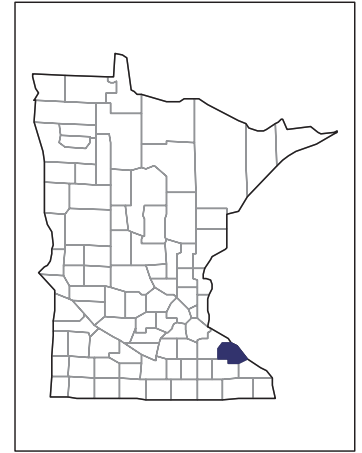




# 2007 CENSUS OF AGRICULTURE

## Wabasha County – Minnesota

### Farms with Black or African American Operators Compared with All Farms



Data are not available at this geographic level for farms with Black or African American operators.



United States Department of Agriculture  
National Agricultural Statistics Service

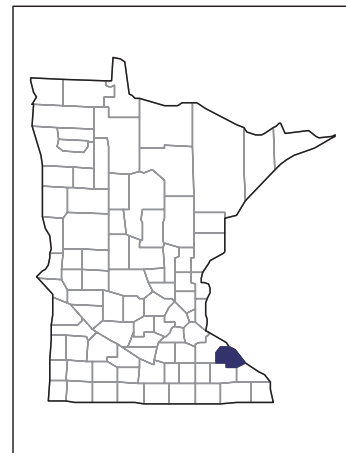
[www.agcensus.usda.gov](http://www.agcensus.usda.gov)



# 2007 CENSUS OF AGRICULTURE

## Wabasha County – Minnesota

### Farms with Native Hawaiian or Other Pacific Islander Operators Compared with All Farms



Data are not available at this geographic level for farms with Native Hawaiian or Other Pacific Islander operators.



United States Department of Agriculture  
National Agricultural Statistics Service

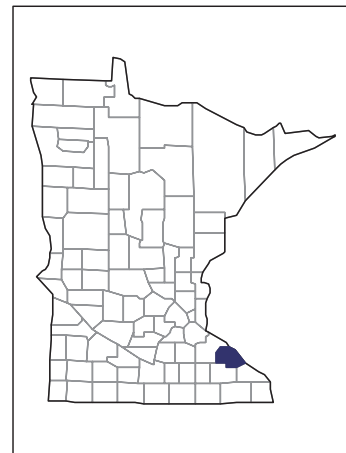
[www.agcensus.usda.gov](http://www.agcensus.usda.gov)



# 2007 CENSUS OF AGRICULTURE

**Wabasha County – Minnesota**

**Farms with White Operators  
Compared with All Farms**



**Data are not available at this geographic level for farms with White operators.**



United States Department of Agriculture  
National Agricultural Statistics Service

[www.agcensus.usda.gov](http://www.agcensus.usda.gov)

