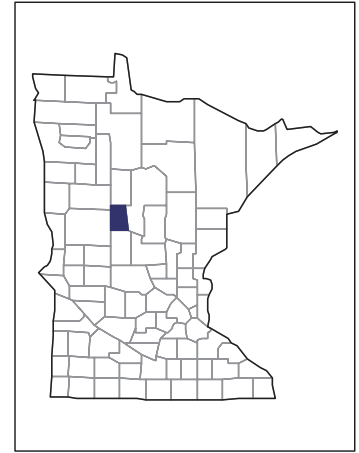


2007 CENSUS OF AGRICULTURE



Wadena County – Minnesota

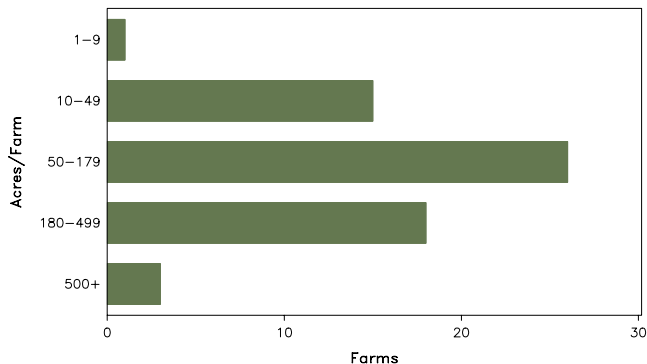
Farms with Women Principal Operators Compared with All Farms

	Women Principal Operators	All Farms
Number of Farms	63	657
Land in Farms	11,912 acres	151,212 acres
Average Size of Farm	189 acres	230 acres
Market Value of Products Sold	\$7,773,000	\$39,945,000
Crop Sales	\$727,000	\$14,277,000
Livestock Sales	\$7,046,000	\$25,668,000
Average Per Farm	\$123,382	\$60,798
Government Payments	\$48,000	\$1,420,000
Average Per Farm Receiving Payments	\$1,303	\$3,613

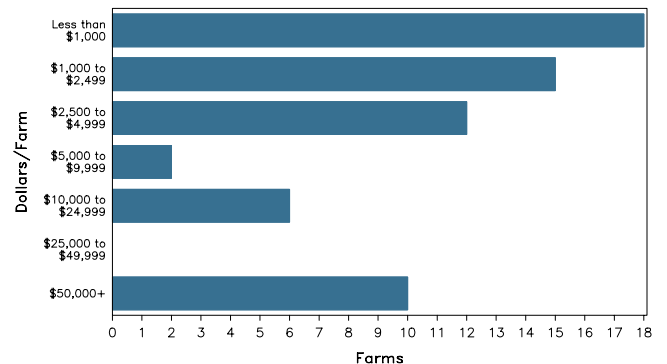
See footnotes on reverse page.

Farms with Women Principal Operators

Farms by Size



Farms by Economic Size



2007 CENSUS OF AGRICULTURE

Wadena County – Minnesota Farms with Women Principal Operators

Selected Highlights

Item	Farms	Quantity
MARKET VALUE OF AGRICULTURAL PRODUCTS SOLD (\$1,000)		
Total value of agricultural products sold	63	7,773
Value of crops including nursery and greenhouse	16	727
Value of livestock, poultry, and their products	32	7,046
VALUE OF SALES BY COMMODITY GROUP (\$1,000)		
Grains, oilseeds, dry beans, and dry peas	4	(D)
Tobacco	-	-
Cotton and cottonseed	-	-
Vegetables, melons, potatoes and sweet potatoes	-	-
Fruits, tree nuts, and berries	1	(D)
Nursery, greenhouse, floriculture, and sod	1	(D)
Cut Christmas trees and short rotation woody crops	-	-
Other crops and hay	13	(D)
Poultry and eggs	10	(D)
Cattle and calves	17	(D)
Milk and other dairy products from cows	4	(D)
Hogs and pigs	2	(D)
Sheep, goats, and their products	1	(D)
Horses, ponies, mules, burros, and donkeys	9	13
Aquaculture	-	-
Other animals and other animal products	1	(D)
TOP CROP ITEMS (acres)		
Forage - land used for all hay and haylage, grass silage, and greenchop	25	1,621
Corn for silage or greenchop	4	846
Corn for grain	4	578
Oats for grain	1	(D)
Soybeans for beans	2	(D)
TOP LIVESTOCK INVENTORY ITEMS (number)		
Turkeys	2	(D)
Cattle and calves	22	2,051
Layers	10	308
Horses and ponies	26	160
Pigeons or squab	1	(D)

Operator Characteristics

Item	Quantity
Primary occupation:	
Farming	24
Other	39
Days worked off farm:	
None	25
Any	38
Years on present farm:	
2 years or less	1
3 to 4 years	4
5 to 9 years	10
10 years or more	48
Age group:	
Under 45 years	17
45 to 64 years	26
65 years and over	20
Average age of principal operator (years)	55.9

Economic Characteristics

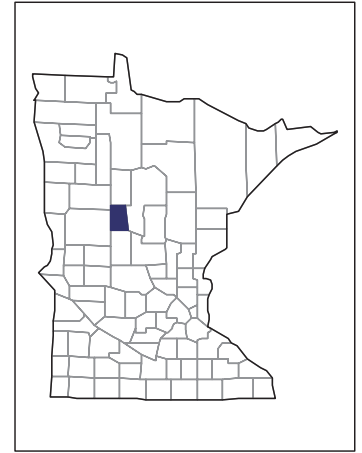
Item	Quantity
Farms by value of sales:	
Less than \$1,000	29
\$1,000 to \$2,499	6
\$2,500 to \$4,999	10
\$5,000 to \$9,999	4
\$10,000 to \$49,999	4
\$50,000 to \$99,999	3
\$100,000 to \$249,999	1
\$250,000 to \$499,999	2
\$500,000 or more	4
Total farm production expenses (\$1,000)	5,855
Average per farm (\$)	92,943
Net cash farm income of operation (\$1,000)	2,092
Average per farm (\$)	33,214
Value of agricultural products sold directly to individuals for human consumption (\$1,000)	3
Total organic product sales (\$1,000)	-
Total income from farm-related sources, gross before taxes and expenses (\$1,000)	127

See "Census of Agriculture, Volume 1, Geographic Area Series" for complete footnotes, explanations, definitions, and methodology.
(D) Cannot be disclosed. (Z) Less than half of the unit shown.

2007 CENSUS OF AGRICULTURE

Wadena County – Minnesota

Farms with Spanish, Hispanic, or Latino Operators Compared with All Farms



Data are not available at this geographic level for farms with Spanish, Hispanic, or Latino operators.



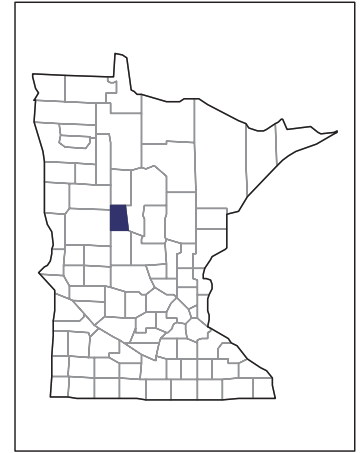
United States Department of Agriculture
National Agricultural Statistics Service

www.agcensus.usda.gov

2007 CENSUS OF AGRICULTURE

Wadena County – Minnesota

Farms with American Indian or Alaska Native Operators Compared with All Farms



Data are not available at this geographic level for farms with American Indian or Alaska Native operators.



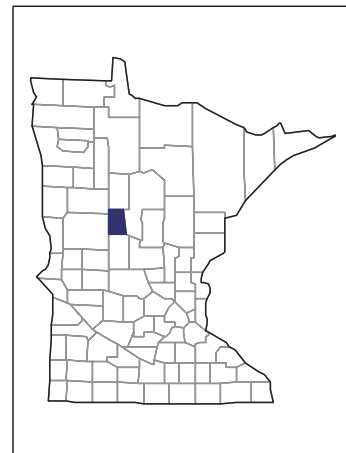
United States Department of Agriculture
National Agricultural Statistics Service

www.agcensus.usda.gov

2007 CENSUS *OF* **AGRICULTURE**

Wadena County – Minnesota

**Farms with Asian Operators
Compared with All Farms**



Data are not available at this geographic level for farms with Asian operators.



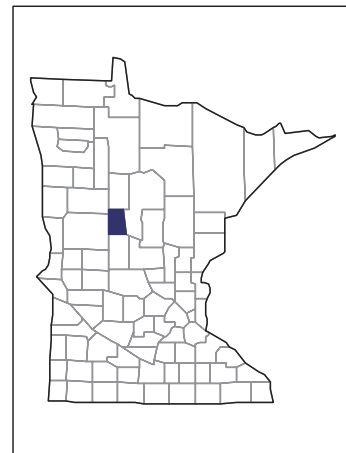
United States Department of Agriculture
National Agricultural Statistics Service

www.agcensus.usda.gov

2007 CENSUS OF AGRICULTURE

Wadena County – Minnesota

Farms with Black or African American Operators Compared with All Farms



Data are not available at this geographic level for farms with Black or African American operators.



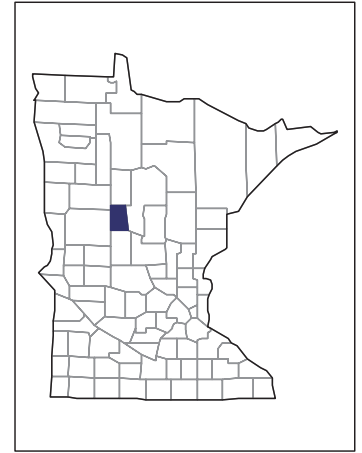
United States Department of Agriculture
National Agricultural Statistics Service

www.agcensus.usda.gov

2007 CENSUS OF AGRICULTURE

Wadena County – Minnesota

Farms with Native Hawaiian or Other Pacific Islander Operators Compared with All Farms



Data are not available at this geographic level for farms with Native Hawaiian or Other Pacific Islander operators.



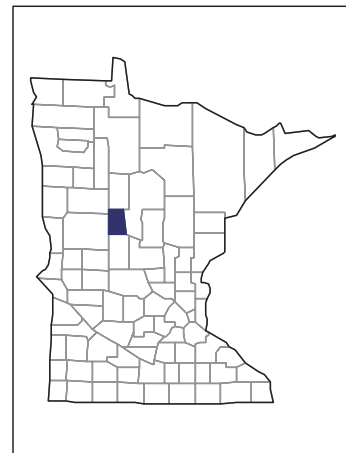
United States Department of Agriculture
National Agricultural Statistics Service

www.agcensus.usda.gov

2007 CENSUS *OF* AGRICULTURE

Wadena County – Minnesota

**Farms with White Operators
Compared with All Farms**



Data are not available at this geographic level for farms with White operators.



United States Department of Agriculture
National Agricultural Statistics Service

www.agcensus.usda.gov

