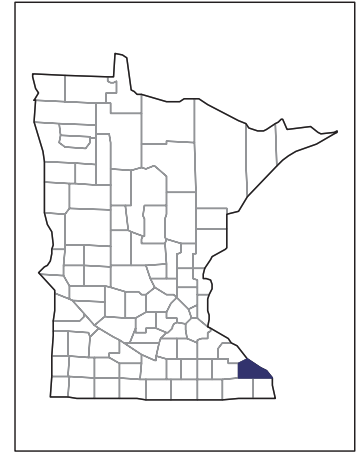


2007 CENSUS OF AGRICULTURE



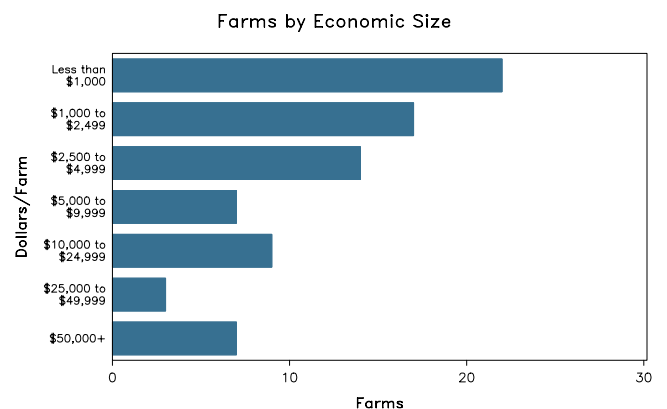
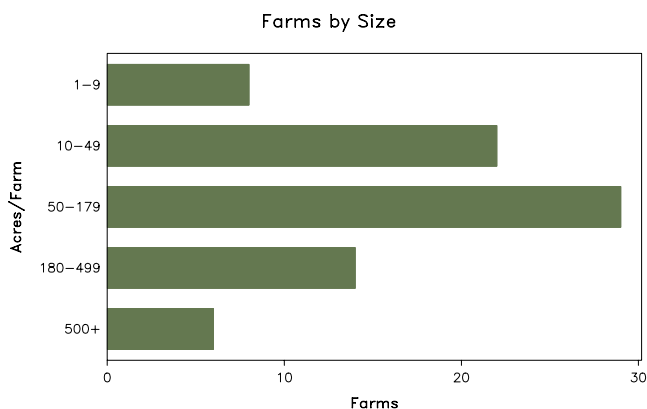
Winona County – Minnesota

Farms with Women Principal Operators Compared with All Farms

	Women Principal Operators	All Farms
Number of Farms	79	1,203
Land in Farms	12,068 acres	305,560 acres
Average Size of Farm	153 acres	254 acres
Market Value of Products Sold	\$2,164,000	\$187,196,000
Crop Sales	\$1,323,000	\$47,207,000
Livestock Sales	\$840,000	\$139,990,000
Average Per Farm	\$27,390	\$155,608
Government Payments	\$197,000	\$5,219,000
Average Per Farm Receiving Payments	\$4,385	\$6,333

See footnotes on reverse page.

Farms with Women Principal Operators



2007 CENSUS OF AGRICULTURE

Winona County – Minnesota Farms with Women Principal Operators

Selected Highlights

Item	Farms	Quantity
MARKET VALUE OF AGRICULTURAL PRODUCTS SOLD (\$1,000)		
Total value of agricultural products sold	79	2,164
Value of crops including nursery and greenhouse	27	1,323
Value of livestock, poultry, and their products	33	840
VALUE OF SALES BY COMMODITY GROUP (\$1,000)		
Grains, oilseeds, dry beans, and dry peas	14	(D)
Tobacco	-	-
Cotton and cottonseed	-	-
Vegetables, melons, potatoes and sweet potatoes	2	(D)
Fruits, tree nuts, and berries	1	(D)
Nursery, greenhouse, floriculture, and sod	-	-
Cut Christmas trees and short rotation woody crops	-	-
Other crops and hay	19	(D)
Poultry and eggs	7	(D)
Cattle and calves	12	238
Milk and other dairy products from cows	3	525
Hogs and pigs	2	(D)
Sheep, goats, and their products	4	13
Horses, ponies, mules, burros, and donkeys	9	21
Aquaculture	1	(D)
Other animals and other animal products	6	(D)
TOP CROP ITEMS (acres)		
Corn for grain	13	2,321
Soybeans for beans	9	819
Forage - land used for all hay and haylage, grass silage, and greenchop	26	737
Vegetables harvested for sale	2	(D)
Sweet corn	2	(D)
TOP LIVESTOCK INVENTORY ITEMS (number)		
Cattle and calves	18	1,037
Horses and ponies	34	312
Rabbits and their pelts	2	(D)
Layers	7	160
Sheep and lambs	4	89

Operator Characteristics

Item	Quantity
Primary occupation:	
Farming	29
Other	50
Days worked off farm:	
None	29
Any	50
Years on present farm:	
2 years or less	5
3 to 4 years	5
5 to 9 years	20
10 years or more	49
Age group:	
Under 45 years	13
45 to 64 years	43
65 years and over	23
Average age of principal operator (years)	56.3

Economic Characteristics

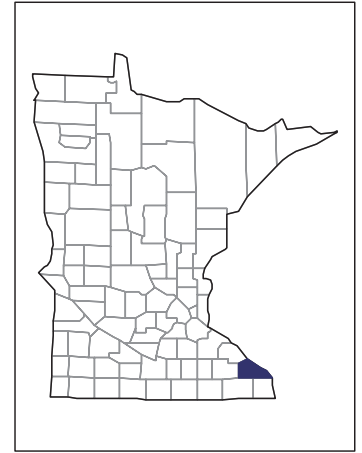
Item	Quantity
Farms by value of sales:	
Less than \$1,000	44
\$1,000 to \$2,499	5
\$2,500 to \$4,999	9
\$5,000 to \$9,999	4
\$10,000 to \$49,999	10
\$50,000 to \$99,999	-
\$100,000 to \$249,999	4
\$250,000 to \$499,999	2
\$500,000 or more	1
Total farm production expenses (\$1,000)	2,401
Average per farm (\$)	30,396
Net cash farm income of operation (\$1,000)	170
Average per farm (\$)	2,157
Value of agricultural products sold directly to individuals for human consumption (\$1,000)	(D)
Total organic product sales (\$1,000)	-
Total income from farm-related sources, gross before taxes and expenses (\$1,000)	211

See "Census of Agriculture, Volume 1, Geographic Area Series" for complete footnotes, explanations, definitions, and methodology.
(D) Cannot be disclosed. (Z) Less than half of the unit shown.

2007 CENSUS OF AGRICULTURE

Winona County – Minnesota

Farms with Spanish, Hispanic, or Latino Operators Compared with All Farms



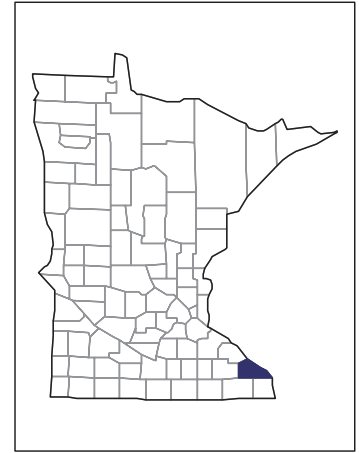
Data are not available at this geographic level for farms with Spanish, Hispanic, or Latino operators.



United States Department of Agriculture
National Agricultural Statistics Service

www.agcensus.usda.gov

2007 CENSUS OF AGRICULTURE



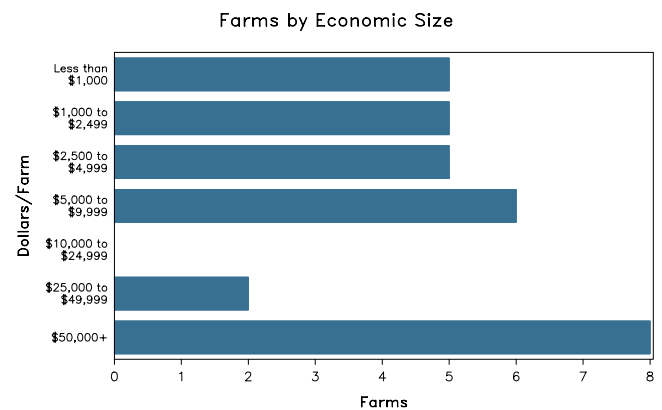
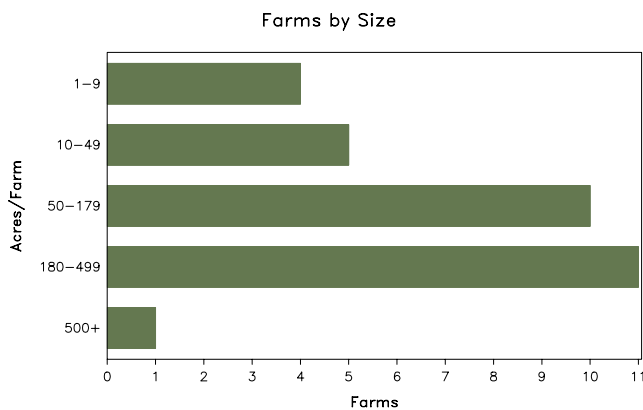
Winona County – Minnesota

Farms with American Indian or Alaska Native Operators Compared with All Farms

	American Indian or Alaska Native Operators ²	All Farms
Number of Farm Operators ¹	36	1,841
Number of Farms	31	1,203
Land in Farms	5,252 acres	305,560 acres
Average Size of Farm	169 acres	254 acres
Market Value of Products Sold	\$2,356,000	\$187,196,000
Crop Sales	\$98,000	\$47,207,000
Livestock Sales	\$2,258,000	\$139,990,000
Average Per Farm	\$76,000	\$155,608
Government Payments	\$128,000	\$5,219,000
Average Per Farm Receiving Payments	\$6,730	\$6,333

See footnotes on reverse page.

Farms with American Indian or Alaska Native Operators



2007 CENSUS OF AGRICULTURE

Winona County – Minnesota Farms with American Indian or Alaska Native Operators

Selected Highlights

Item	Farms	Quantity
MARKET VALUE OF AGRICULTURAL PRODUCTS SOLD (\$1,000)		
Total value of agricultural products sold	31	2,356
Value of crops including nursery and greenhouse	11	98
Value of livestock, poultry, and their products	10	2,258
VALUE OF SALES BY COMMODITY GROUP (\$1,000)		
Grains, oilseeds, dry beans, and dry peas	8	86
Tobacco	-	-
Cotton and cottonseed	-	-
Vegetables, melons, potatoes and sweet potatoes	-	-
Fruits, tree nuts, and berries	-	-
Nursery, greenhouse, floriculture, and sod	-	-
Cut Christmas trees and short rotation woody crops	-	-
Other crops and hay	5	12
Poultry and eggs	-	-
Cattle and calves	10	1,792
Milk and other dairy products from cows	5	466
Hogs and pigs	-	-
Sheep, goats, and their products	-	-
Horses, ponies, mules, burros, and donkeys	-	-
Aquaculture	-	-
Other animals and other animal products	-	-
TOP CROP ITEMS (acres)		
Forage - land used for all hay and haylage, grass silage, and greenchop	15	1,264
Corn for grain	8	275
Corn for silage or greenchop	8	170
Soybeans for beans	5	103
Oats for grain	5	52
TOP LIVESTOCK INVENTORY ITEMS (number)		
Cattle and calves	11	2,900
Horses and ponies	10	93
Llamas	1	(D)
Mules, burros, and donkeys	5	5

Operator Characteristics

Item	Quantity
Primary occupation:	
Farming	19
Other	17
Days worked off farm:	
None	16
Any	20
Years on present farm:	
2 years or less	5
3 to 4 years	3
5 to 9 years	6
10 years or more	22
Age group:	
Under 45 years	14
45 to 64 years	15
65 years and over	7
Average age (years)	47.0

Economic Characteristics

Item	Quantity
Farms by value of sales:	
Less than \$1,000	17
\$1,000 to \$2,499	-
\$2,500 to \$4,999	1
\$5,000 to \$9,999	3
\$10,000 to \$49,999	4
\$50,000 to \$99,999	3
\$100,000 to \$249,999	2
\$250,000 to \$499,999	-
\$500,000 or more	1
Total farm production expenses (\$1,000)	1,722
Average per farm (\$)	55,545
Net cash farm income of operation (\$1,000)	1,050
Average per farm (\$)	33,867
Value of agricultural products sold directly to individuals for human consumption (\$1,000)	-
Total organic product sales (\$1,000)	51
Total income from farm-related sources, gross before taxes and expenses (\$1,000)	288

See "Census of Agriculture, Volume 1, Geographic Area Series" for complete footnotes, explanations, definitions, and methodology.

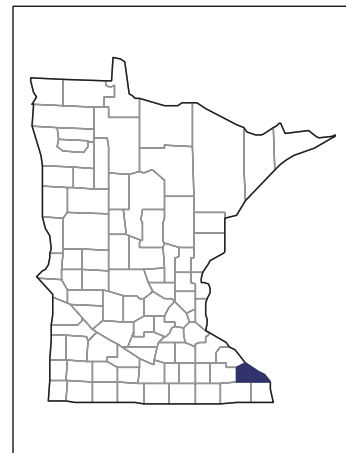
(D) Cannot be disclosed. (Z) Less than half of the unit shown.

¹ Data were collected for a maximum of three operators per farm. ² Operators reporting selected race alone or in combination with other races.

2007 CENSUS *OF* **AGRICULTURE**

Winona County – Minnesota

**Farms with Asian Operators
Compared with All Farms**



Data are not available at this geographic level for farms with Asian operators.



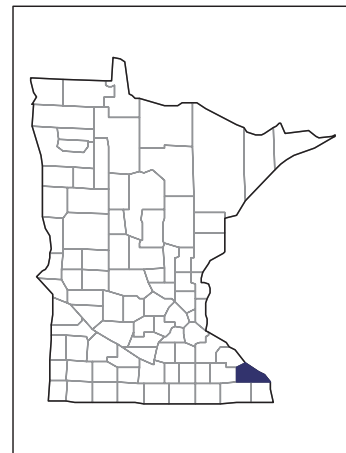
United States Department of Agriculture
National Agricultural Statistics Service

www.agcensus.usda.gov

2007 CENSUS OF AGRICULTURE

Winona County – Minnesota

Farms with Black or African American Operators Compared with All Farms



Data are not available at this geographic level for farms with Black or African American operators.



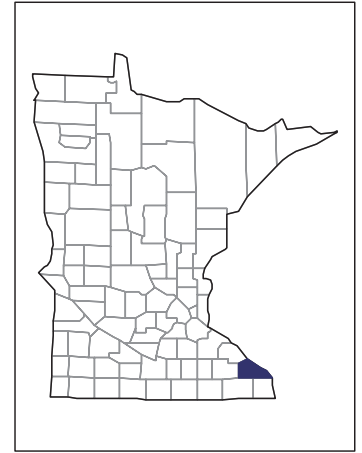
United States Department of Agriculture
National Agricultural Statistics Service

www.agcensus.usda.gov

2007 CENSUS OF AGRICULTURE

Winona County – Minnesota

Farms with Native Hawaiian or Other Pacific Islander Operators Compared with All Farms



Data are not available at this geographic level for farms with Native Hawaiian or Other Pacific Islander operators.



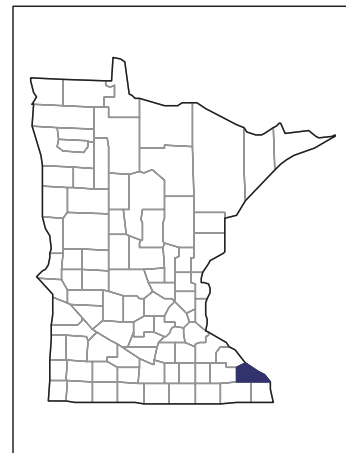
United States Department of Agriculture
National Agricultural Statistics Service

www.agcensus.usda.gov

2007 CENSUS OF AGRICULTURE

Winona County – Minnesota

**Farms with White Operators
Compared with All Farms**



Data are not available at this geographic level for farms with White operators.



United States Department of Agriculture
National Agricultural Statistics Service

www.agcensus.usda.gov

