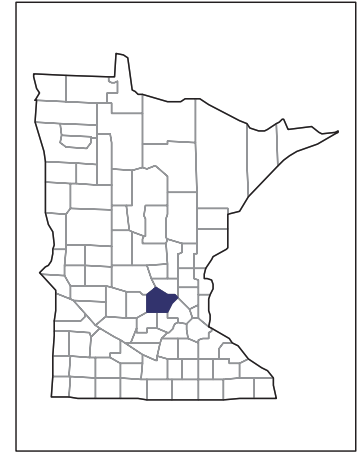


2007 CENSUS OF AGRICULTURE



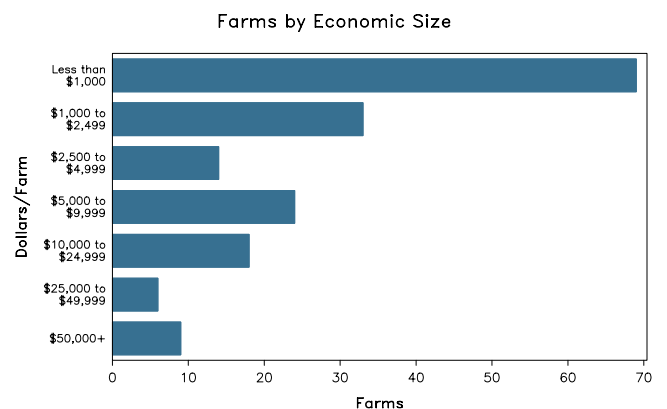
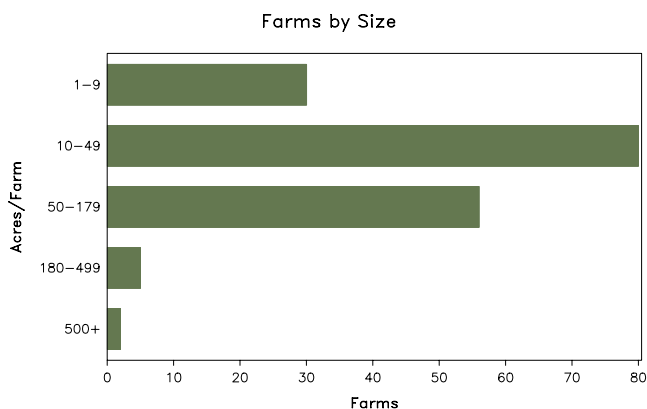
Wright County – Minnesota

Farms with Women Principal Operators Compared with All Farms

	Women Principal Operators	All Farms
Number of Farms	173	1,531
Land in Farms	10,176 acres	265,376 acres
Average Size of Farm	59 acres	173 acres
Market Value of Products Sold	\$1,677,000	\$140,058,000
Crop Sales	\$678,000	\$62,599,000
Livestock Sales	\$999,000	\$77,459,000
Average Per Farm	\$9,691	\$91,481
Government Payments	\$122,000	\$3,714,000
Average Per Farm Receiving Payments	\$1,879	\$4,303

See footnotes on reverse page.

Farms with Women Principal Operators



2007 CENSUS OF AGRICULTURE

Wright County – Minnesota Farms with Women Principal Operators

Selected Highlights

Item	Farms	Quantity
MARKET VALUE OF AGRICULTURAL PRODUCTS SOLD (\$1,000)		
Total value of agricultural products sold	173	1,677
Value of crops including nursery and greenhouse	48	678
Value of livestock, poultry, and their products	63	999
VALUE OF SALES BY COMMODITY GROUP (\$1,000)		
Grains, oilseeds, dry beans, and dry peas	15	236
Tobacco	-	-
Cotton and cottonseed	-	-
Vegetables, melons, potatoes and sweet potatoes	10	198
Fruits, tree nuts, and berries	4	80
Nursery, greenhouse, floriculture, and sod	5	59
Cut Christmas trees and short rotation woody crops	-	-
Other crops and hay	25	104
Poultry and eggs	18	(D)
Cattle and calves	23	337
Milk and other dairy products from cows	7	(D)
Hogs and pigs	3	1
Sheep, goats, and their products	11	(D)
Horses, ponies, mules, burros, and donkeys	17	107
Aquaculture	-	-
Other animals and other animal products	3	44
TOP CROP ITEMS (acres)		
Forage - land used for all hay and haylage, grass silage, and greenchop	70	1,315
Corn for grain	11	561
Soybeans for beans	8	283
Corn for silage or greenchop	4	104
Wheat for grain, all	3	93
TOP LIVESTOCK INVENTORY ITEMS (number)		
Colonies of bees	2	(D)
Cattle and calves	30	797
Horses and ponies	83	713
Sheep and lambs	7	612
Layers	17	571

Operator Characteristics

Item	Quantity
Primary occupation:	
Farming	80
Other	93
Days worked off farm:	
None	67
Any	106
Years on present farm:	
2 years or less	4
3 to 4 years	14
5 to 9 years	29
10 years or more	126
Age group:	
Under 45 years	36
45 to 64 years	105
65 years and over	32
Average age of principal operator (years)	54.2

Economic Characteristics

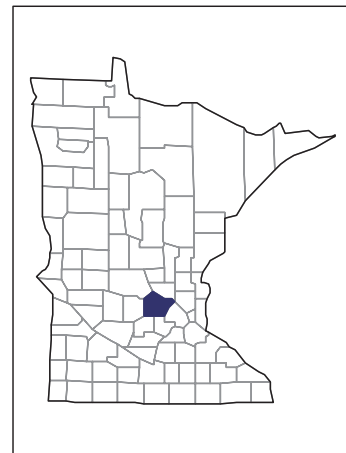
Item	Quantity
Farms by value of sales:	
Less than \$1,000	99
\$1,000 to \$2,499	15
\$2,500 to \$4,999	6
\$5,000 to \$9,999	20
\$10,000 to \$49,999	24
\$50,000 to \$99,999	5
\$100,000 to \$249,999	4
\$250,000 to \$499,999	-
\$500,000 or more	-
Total farm production expenses (\$1,000)	2,885
Average per farm (\$)	16,675
Net cash farm income of operation (\$1,000)	-503
Average per farm (\$)	-2,908
Value of agricultural products sold directly to individuals for human consumption (\$1,000)	292
Total organic product sales (\$1,000)	38
Total income from farm-related sources, gross before taxes and expenses (\$1,000)	583

See "Census of Agriculture, Volume 1, Geographic Area Series" for complete footnotes, explanations, definitions, and methodology.
(D) Cannot be disclosed. (Z) Less than half of the unit shown.

2007 CENSUS OF AGRICULTURE

Wright County – Minnesota

Farms with Spanish, Hispanic, or Latino Operators Compared with All Farms



Data are not available at this geographic level for farms with Spanish, Hispanic, or Latino operators.



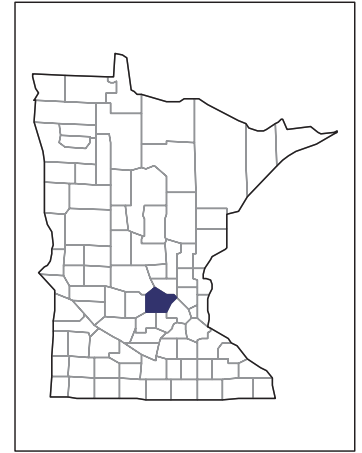
United States Department of Agriculture
National Agricultural Statistics Service

www.agcensus.usda.gov

2007 CENSUS OF AGRICULTURE

Wright County – Minnesota

Farms with American Indian or Alaska Native Operators Compared with All Farms



Data are not available at this geographic level for farms with American Indian or Alaska Native operators.



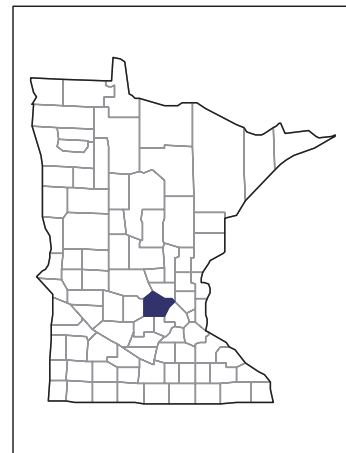
United States Department of Agriculture
National Agricultural Statistics Service

www.agcensus.usda.gov

2007 CENSUS *OF* **AGRICULTURE**

Wright County – Minnesota

**Farms with Asian Operators
Compared with All Farms**



Data are not available at this geographic level for farms with Asian operators.



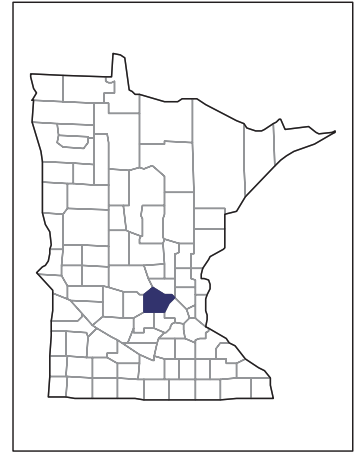
United States Department of Agriculture
National Agricultural Statistics Service

www.agcensus.usda.gov

2007 CENSUS *OF* AGRICULTURE

Wright County – Minnesota

**Farms with Black or African American
Operators Compared with All Farms**



Data are not available at this geographic level for farms with Black or African American operators.



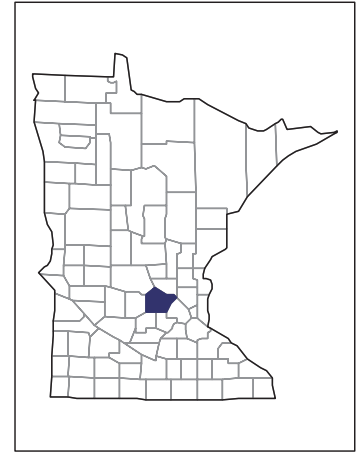
United States Department of Agriculture
National Agricultural Statistics Service

www.agcensus.usda.gov

2007 CENSUS *OF* AGRICULTURE

Wright County – Minnesota

Farms with Native Hawaiian or Other Pacific Islander Operators Compared with All Farms



Data are not available at this geographic level for farms with Native Hawaiian or Other Pacific Islander operators.



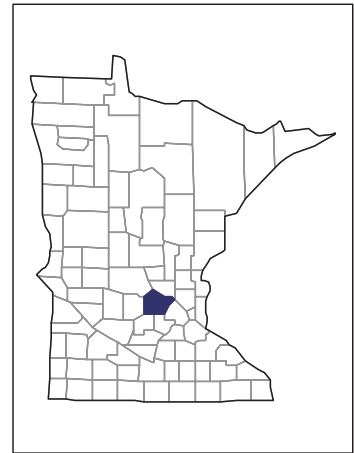
United States Department of Agriculture
National Agricultural Statistics Service

www.agcensus.usda.gov

2007 CENSUS *OF* AGRICULTURE

Wright County – Minnesota

**Farms with White Operators
Compared with All Farms**



Data are not available at this geographic level for farms with White operators.



United States Department of Agriculture
National Agricultural Statistics Service

www.agcensus.usda.gov

