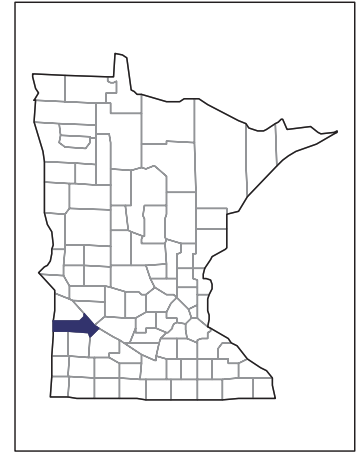


2007 CENSUS OF AGRICULTURE

Yellow Medicine County – Minnesota

Farms with Women Principal Operators Compared with All Farms

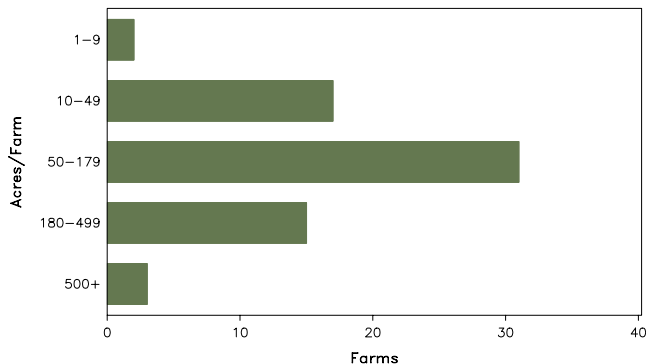


	Women Principal Operators	All Farms
Number of Farms	68	986
Land in Farms	9,526 acres	409,223 acres
Average Size of Farm	140 acres	415 acres
Market Value of Products Sold	\$1,370,000	\$209,046,000
Crop Sales	\$910,000	\$132,971,000
Livestock Sales	\$460,000	\$76,076,000
Average Per Farm	\$20,146	\$212,014
Government Payments	\$248,000	\$7,587,000
Average Per Farm Receiving Payments	\$4,504	\$8,802

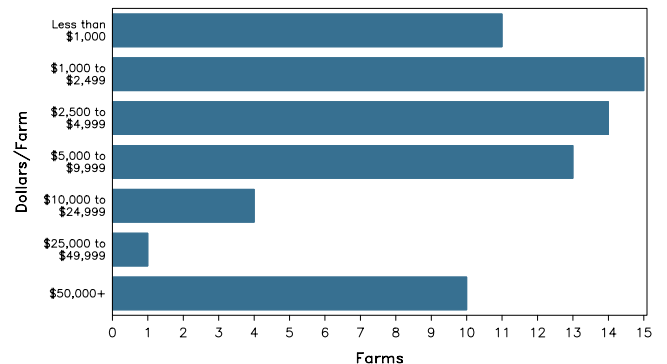
See footnotes on reverse page.

Farms with Women Principal Operators

Farms by Size



Farms by Economic Size



2007 CENSUS OF AGRICULTURE

Yellow Medicine County – Minnesota Farms with Women Principal Operators

Selected Highlights

Item	Farms	Quantity
MARKET VALUE OF AGRICULTURAL PRODUCTS SOLD (\$1,000)		
Total value of agricultural products sold	68	1,370
Value of crops including nursery and greenhouse	9	910
Value of livestock, poultry, and their products	9	460
VALUE OF SALES BY COMMODITY GROUP (\$1,000)		
Grains, oilseeds, dry beans, and dry peas	7	(D)
Tobacco	-	-
Cotton and cottonseed	-	-
Vegetables, melons, potatoes and sweet potatoes	2	(D)
Fruits, tree nuts, and berries	-	-
Nursery, greenhouse, floriculture, and sod	-	-
Cut Christmas trees and short rotation woody crops	-	-
Other crops and hay	1	(D)
Poultry and eggs	4	3
Cattle and calves	7	173
Milk and other dairy products from cows	2	(D)
Hogs and pigs	2	(D)
Sheep, goats, and their products	2	(D)
Horses, ponies, mules, burros, and donkeys	3	(D)
Aquaculture	-	-
Other animals and other animal products	-	-
TOP CROP ITEMS (acres)		
Corn for grain	7	1,337
Soybeans for beans	7	879
Wheat for grain, all	4	190
Forage - land used for all hay and haylage, grass silage, and greenchop	5	130
Corn for silage or greenchop	2	(D)
TOP LIVESTOCK INVENTORY ITEMS (number)		
Broilers and other meat-type chickens	2	(D)
Cattle and calves	7	283
Horses and ponies	9	133
Layers	4	66
Sheep and lambs	2	(D)

Operator Characteristics

Item	Quantity
Primary occupation:	
Farming	22
Other	46
Days worked off farm:	
None	41
Any	27
Years on present farm:	
2 years or less	2
3 to 4 years	1
5 to 9 years	26
10 years or more	39
Age group:	
Under 45 years	10
45 to 64 years	26
65 years and over	32
Average age of principal operator (years)	62.0

Economic Characteristics

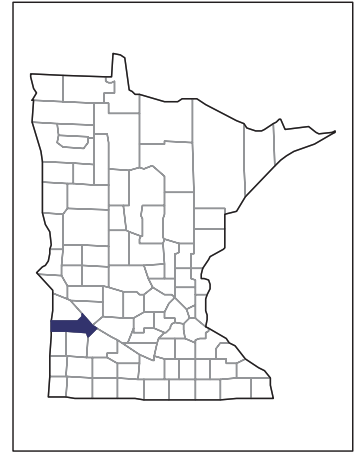
Item	Quantity
Farms by value of sales:	
Less than \$1,000	52
\$1,000 to \$2,499	-
\$2,500 to \$4,999	2
\$5,000 to \$9,999	4
\$10,000 to \$49,999	-
\$50,000 to \$99,999	4
\$100,000 to \$249,999	5
\$250,000 to \$499,999	1
\$500,000 or more	-
Total farm production expenses (\$1,000)	877
Average per farm (\$)	12,903
Net cash farm income of operation (\$1,000)	1,160
Average per farm (\$)	17,054
Value of agricultural products sold directly to individuals for human consumption (\$1,000)	11
Total organic product sales (\$1,000)	-
Total income from farm-related sources, gross before taxes and expenses (\$1,000)	419

See "Census of Agriculture, Volume 1, Geographic Area Series" for complete footnotes, explanations, definitions, and methodology.
(D) Cannot be disclosed. (Z) Less than half of the unit shown.

2007 CENSUS *OF* AGRICULTURE

Yellow Medicine County – Minnesota

Farms with Spanish, Hispanic, or Latino Operators Compared with All Farms



Data are not available at this geographic level for farms with Spanish, Hispanic, or Latino operators.



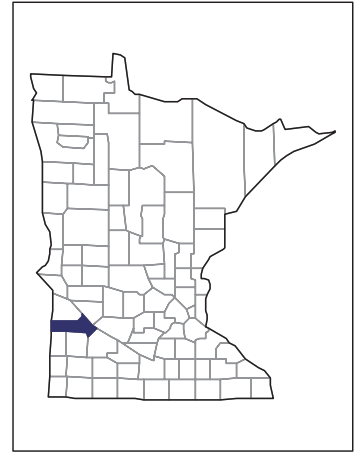
United States Department of Agriculture
National Agricultural Statistics Service

www.agcensus.usda.gov

2007 CENSUS *OF* AGRICULTURE

Yellow Medicine County – Minnesota

**Farms with American Indian or Alaska
Native Operators Compared with All
Farms**



Data are not available at this geographic level for farms with American Indian or Alaska Native operators.



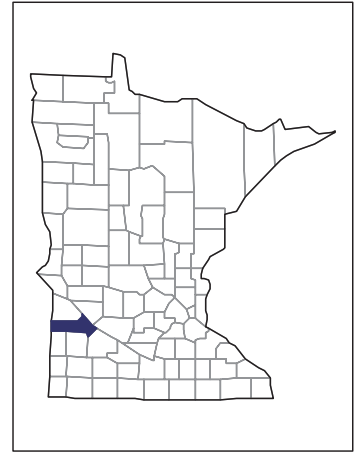
United States Department of Agriculture
National Agricultural Statistics Service

www.agcensus.usda.gov

2007 CENSUS OF AGRICULTURE

Yellow Medicine County – Minnesota

**Farms with Asian Operators
Compared with All Farms**



Data are not available at this geographic level for farms with Asian operators.



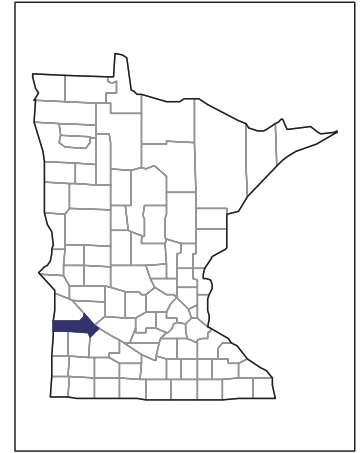
United States Department of Agriculture
National Agricultural Statistics Service

www.agcensus.usda.gov

2007 CENSUS OF AGRICULTURE

Yellow Medicine County – Minnesota

Farms with Black or African American Operators Compared with All Farms



Data are not available at this geographic level for farms with Black or African American operators.



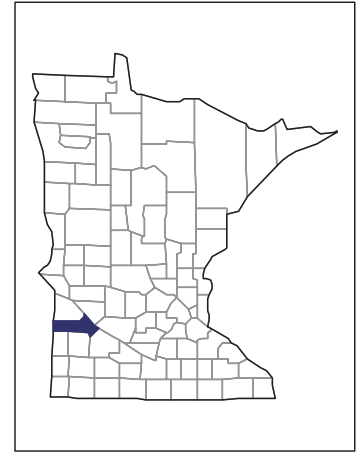
United States Department of Agriculture
National Agricultural Statistics Service

www.agcensus.usda.gov

2007 CENSUS OF AGRICULTURE

Yellow Medicine County – Minnesota

Farms with Native Hawaiian or Other Pacific Islander Operators Compared with All Farms



Data are not available at this geographic level for farms with Native Hawaiian or Other Pacific Islander operators.



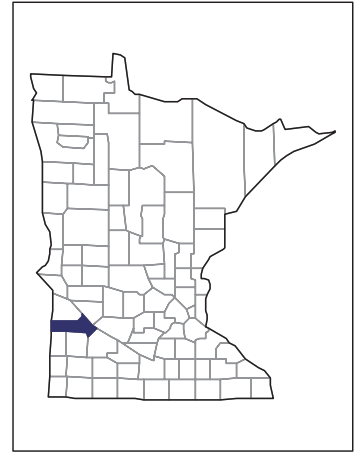
United States Department of Agriculture
National Agricultural Statistics Service

www.agcensus.usda.gov

2007 CENSUS OF AGRICULTURE

Yellow Medicine County – Minnesota

**Farms with White Operators
Compared with All Farms**



Data are not available at this geographic level for farms with White operators.



United States Department of Agriculture
National Agricultural Statistics Service

www.agcensus.usda.gov

