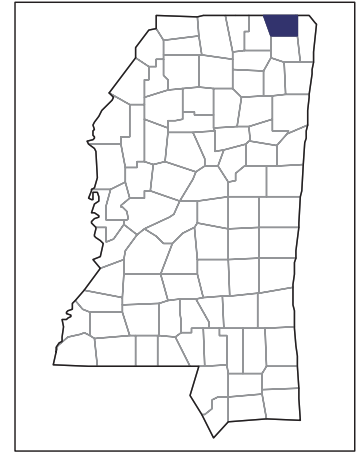


2007 CENSUS OF AGRICULTURE



Alcorn County – Mississippi

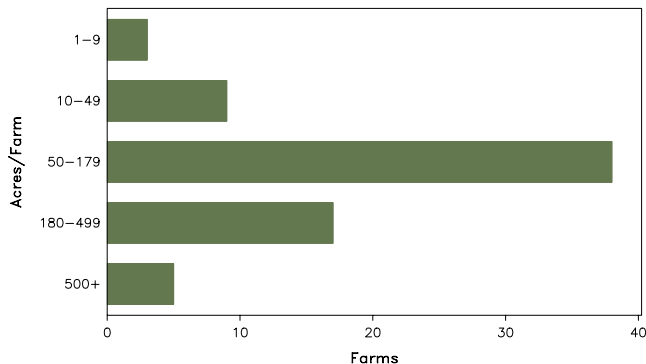
Farms with Women Principal Operators Compared with All Farms

	Women Principal Operators	All Farms
Number of Farms	72	540
Land in Farms	12,545 acres	93,903 acres
Average Size of Farm	174 acres	174 acres
Market Value of Products Sold	\$356,000	\$8,213,000
Crop Sales	\$116,000	\$5,667,000
Livestock Sales	\$240,000	\$2,546,000
Average Per Farm	\$4,942	\$15,209
Government Payments	\$132,000	\$1,165,000
Average Per Farm Receiving Payments	\$2,864	\$3,923

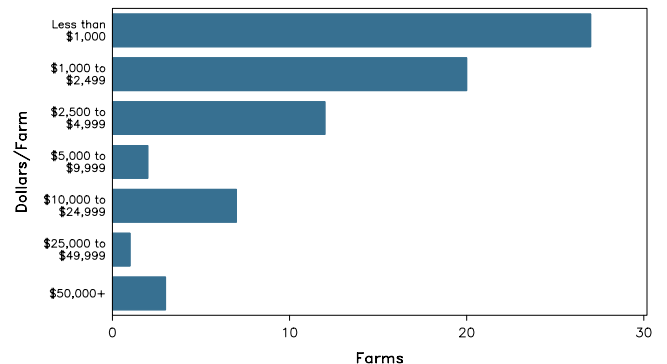
See footnotes on reverse page.

Farms with Women Principal Operators

Farms by Size



Farms by Economic Size



2007 CENSUS OF AGRICULTURE

Alcorn County – Mississippi Farms with Women Principal Operators

Selected Highlights

Item	Farms	Quantity
MARKET VALUE OF AGRICULTURAL PRODUCTS SOLD (\$1,000)		
Total value of agricultural products sold	72	356
Value of crops including nursery and greenhouse	9	116
Value of livestock, poultry, and their products	16	240
VALUE OF SALES BY COMMODITY GROUP (\$1,000)		
Grains, oilseeds, dry beans, and dry peas	3	(D)
Tobacco	-	-
Cotton and cottonseed	-	-
Vegetables, melons, potatoes and sweet potatoes	-	-
Fruits, tree nuts, and berries	1	(D)
Nursery, greenhouse, floriculture, and sod	-	-
Cut Christmas trees and short rotation woody crops	-	-
Other crops and hay	6	29
Poultry and eggs	3	(D)
Cattle and calves	11	(D)
Milk and other dairy products from cows	1	(D)
Hogs and pigs	-	-
Sheep, goats, and their products	2	(D)
Horses, ponies, mules, burros, and donkeys	4	(D)
Aquaculture	-	-
Other animals and other animal products	1	(D)
TOP CROP ITEMS (acres)		
Forage - land used for all hay and haylage, grass silage, and greenchop	16	627
Soybeans for beans	2	(D)
Sorghum for grain	1	(D)
Corn for grain	2	(D)
Wheat for grain, all	2	(D)
TOP LIVESTOCK INVENTORY ITEMS (number)		
Quail	1	(D)
Cattle and calves	19	(D)
Horses and ponies	17	201
Goats, all	4	72
Layers	3	49

Operator Characteristics

Item	Quantity
Primary occupation:	
Farming	20
Other	52
Days worked off farm:	
None	28
Any	44
Years on present farm:	
2 years or less	2
3 to 4 years	2
5 to 9 years	11
10 years or more	57
Age group:	
Under 45 years	1
45 to 64 years	23
65 years and over	48
Average age of principal operator (years)	71.3

Economic Characteristics

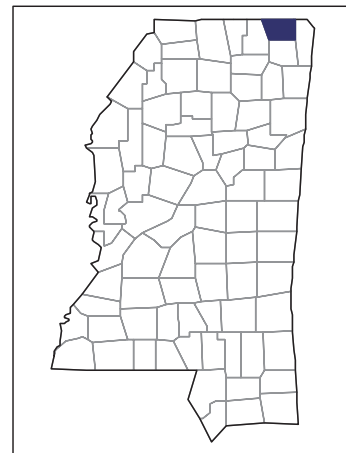
Item	Quantity
Farms by value of sales:	
Less than \$1,000	55
\$1,000 to \$2,499	3
\$2,500 to \$4,999	6
\$5,000 to \$9,999	1
\$10,000 to \$49,999	4
\$50,000 to \$99,999	3
\$100,000 to \$249,999	-
\$250,000 to \$499,999	-
\$500,000 or more	-
Total farm production expenses (\$1,000)	776
Average per farm (\$)	10,779
Net cash farm income of operation (\$1,000)	-120
Average per farm (\$)	-1,661
Value of agricultural products sold directly to individuals for human consumption (\$1,000)	-
Total organic product sales (\$1,000)	-
Total income from farm-related sources, gross before taxes and expenses (\$1,000)	169

See "Census of Agriculture, Volume 1, Geographic Area Series" for complete footnotes, explanations, definitions, and methodology.
(D) Cannot be disclosed. (Z) Less than half of the unit shown.

2007 CENSUS OF AGRICULTURE

Alcorn County – Mississippi

Farms with Spanish, Hispanic, or Latino Operators Compared with All Farms



Data are not available at this geographic level for farms with Spanish, Hispanic, or Latino operators.



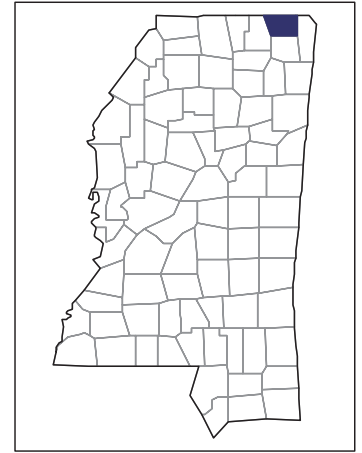
United States Department of Agriculture
National Agricultural Statistics Service

www.agcensus.usda.gov

2007 CENSUS OF AGRICULTURE

Alcorn County – Mississippi

Farms with American Indian or Alaska Native Operators Compared with All Farms



Data are not available at this geographic level for farms with American Indian or Alaska Native operators.



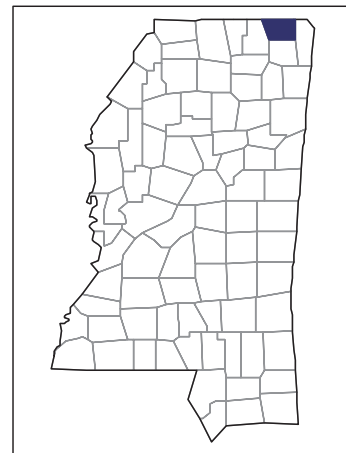
United States Department of Agriculture
National Agricultural Statistics Service

www.agcensus.usda.gov

2007 CENSUS OF AGRICULTURE

Alcorn County – Mississippi

**Farms with Asian Operators
Compared with All Farms**



Data are not available at this geographic level for farms with Asian operators.



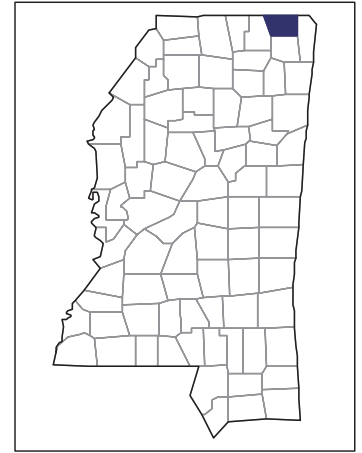
United States Department of Agriculture
National Agricultural Statistics Service

www.agcensus.usda.gov

2007 CENSUS OF AGRICULTURE

Alcorn County – Mississippi

Farms with Black or African American Operators Compared with All Farms



Data are not available at this geographic level for farms with Black or African American operators.



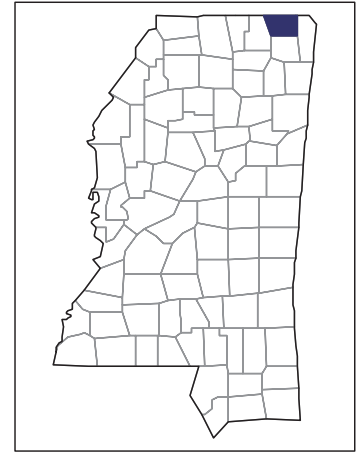
United States Department of Agriculture
National Agricultural Statistics Service

www.agcensus.usda.gov

2007 CENSUS OF AGRICULTURE

Alcorn County – Mississippi

Farms with Native Hawaiian or Other Pacific Islander Operators Compared with All Farms



Data are not available at this geographic level for farms with Native Hawaiian or Other Pacific Islander operators.



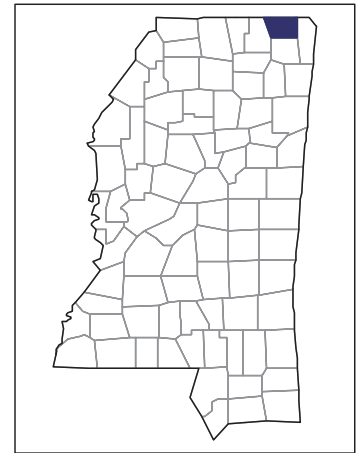
United States Department of Agriculture
National Agricultural Statistics Service

www.agcensus.usda.gov

2007 CENSUS OF AGRICULTURE

Alcorn County – Mississippi

Farms with White Operators Compared with All Farms



Data are not available at this geographic level for farms with White operators.



United States Department of Agriculture
National Agricultural Statistics Service

www.agcensus.usda.gov

