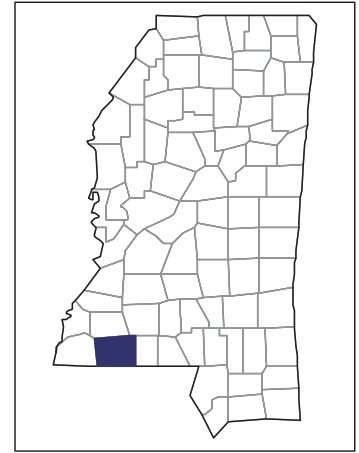


# 2007 CENSUS OF AGRICULTURE



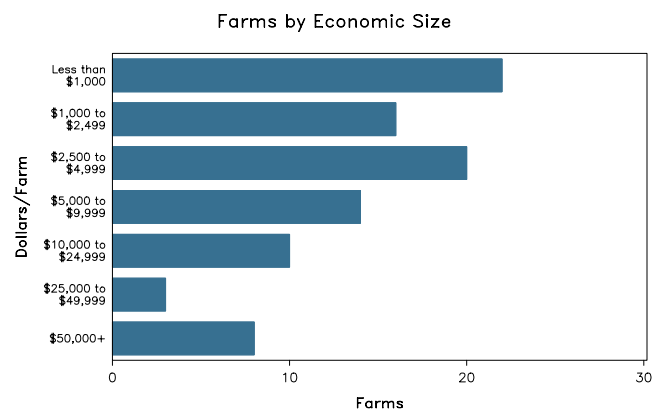
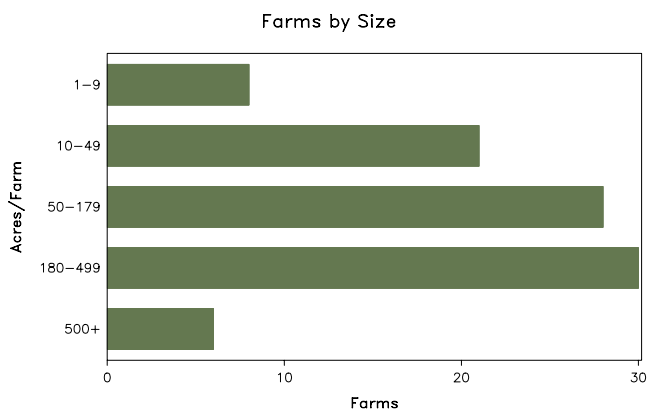
## Amite County – Mississippi

### Farms with Women Principal Operators Compared with All Farms

	Women Principal Operators	All Farms
<b>Number of Farms</b>	93	599
<b>Land in Farms</b>	15,570 acres	109,969 acres
<b>Average Size of Farm</b>	167 acres	184 acres
<b>Market Value of Products Sold</b>	\$5,776,000	\$63,227,000
Crop Sales	\$62,000	\$2,018,000
Livestock Sales	\$5,714,000	\$61,209,000
Average Per Farm	\$62,107	\$105,555
<b>Government Payments</b>	\$69,000	\$547,000
Average Per Farm Receiving Payments	\$1,918	\$3,181

See footnotes on reverse page.

### Farms with Women Principal Operators



# 2007 CENSUS OF AGRICULTURE

## Amite County – Mississippi Farms with Women Principal Operators

### Selected Highlights

Item	Farms	Quantity
<b>MARKET VALUE OF AGRICULTURAL PRODUCTS SOLD (\$1,000)</b>		
Total value of agricultural products sold	93	5,776
Value of crops including nursery and greenhouse	10	62
Value of livestock, poultry, and their products	51	5,714
<b>VALUE OF SALES BY COMMODITY GROUP (\$1,000)</b>		
Grains, oilseeds, dry beans, and dry peas	-	-
Tobacco	-	-
Cotton and cottonseed	-	-
Vegetables, melons, potatoes and sweet potatoes	-	-
Fruits, tree nuts, and berries	2	(D)
Nursery, greenhouse, floriculture, and sod	-	-
Cut Christmas trees and short rotation woody crops	1	(D)
Other crops and hay	8	(D)
Poultry and eggs	11	5,030
Cattle and calves	39	(D)
Milk and other dairy products from cows	3	274
Hogs and pigs	-	-
Sheep, goats, and their products	2	(D)
Horses, ponies, mules, burros, and donkeys	7	(D)
Aquaculture	-	-
Other animals and other animal products	1	(D)
<b>TOP CROP ITEMS (acres)</b>		
Forage - land used for all hay and haylage, grass silage, and greenchop	22	839
Short-rotation woody crops	2	(D)
Pecans, all	1	(D)
Land in berries	1	(D)
<b>TOP LIVESTOCK INVENTORY ITEMS (number)</b>		
Broilers and other meat-type chickens	7	405,800
Cattle and calves	49	1,782
Layers	7	630
Pullets for laying flock replacement	3	225
Colonies of bees	1	(D)

### Operator Characteristics

Item	Quantity
Primary occupation:	
Farming	35
Other	58
Days worked off farm:	
None	37
Any	56
Years on present farm:	
2 years or less	4
3 to 4 years	1
5 to 9 years	15
10 years or more	73
Age group:	
Under 45 years	2
45 to 64 years	47
65 years and over	44
Average age of principal operator (years)	63.1

### Economic Characteristics

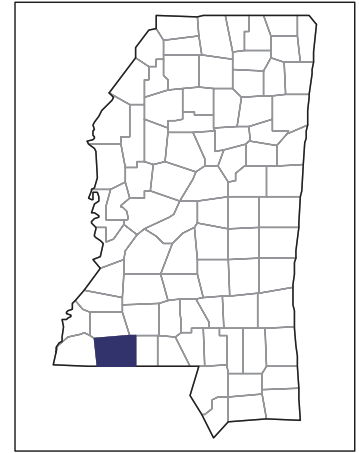
Item	Quantity
Farms by value of sales:	
Less than \$1,000	41
\$1,000 to \$2,499	4
\$2,500 to \$4,999	13
\$5,000 to \$9,999	14
\$10,000 to \$49,999	13
\$50,000 to \$99,999	3
\$100,000 to \$249,999	1
\$250,000 to \$499,999	-
\$500,000 or more	4
Total farm production expenses (\$1,000)	4,937
Average per farm (\$)	53,085
Net cash farm income of operation (\$1,000)	1,102
Average per farm (\$)	11,851
Value of agricultural products sold directly to individuals for human consumption (\$1,000)	-
Total organic product sales (\$1,000)	-
Total income from farm-related sources, gross before taxes and expenses (\$1,000)	194

See "Census of Agriculture, Volume 1, Geographic Area Series" for complete footnotes, explanations, definitions, and methodology.  
(D) Cannot be disclosed. (Z) Less than half of the unit shown.

# 2007 CENSUS OF AGRICULTURE

## Amite County – Mississippi

### Farms with Spanish, Hispanic, or Latino Operators Compared with All Farms



Data are not available at this geographic level for farms with Spanish, Hispanic, or Latino operators.



United States Department of Agriculture  
National Agricultural Statistics Service

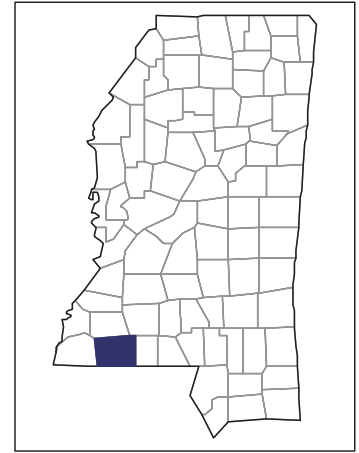
[www.agcensus.usda.gov](http://www.agcensus.usda.gov)



# 2007 CENSUS OF AGRICULTURE

## Amite County – Mississippi

### Farms with American Indian or Alaska Native Operators Compared with All Farms



Data are not available at this geographic level for farms with American Indian or Alaska Native operators.



United States Department of Agriculture  
National Agricultural Statistics Service

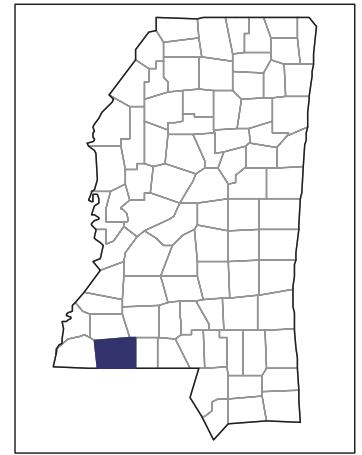
[www.agcensus.usda.gov](http://www.agcensus.usda.gov)



# 2007 CENSUS OF AGRICULTURE

**Amite County – Mississippi**

**Farms with Asian Operators  
Compared with All Farms**



**Data are not available at this geographic level for farms with Asian operators.**



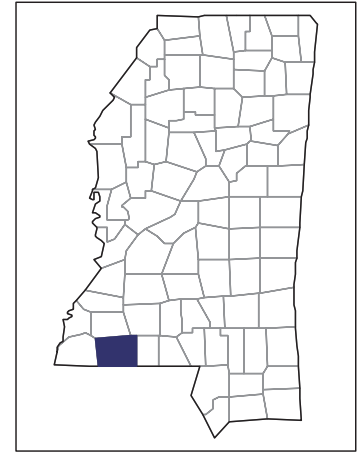
United States Department of Agriculture  
National Agricultural Statistics Service

[www.agcensus.usda.gov](http://www.agcensus.usda.gov)





# 2007 CENSUS OF AGRICULTURE



## Amite County – Mississippi

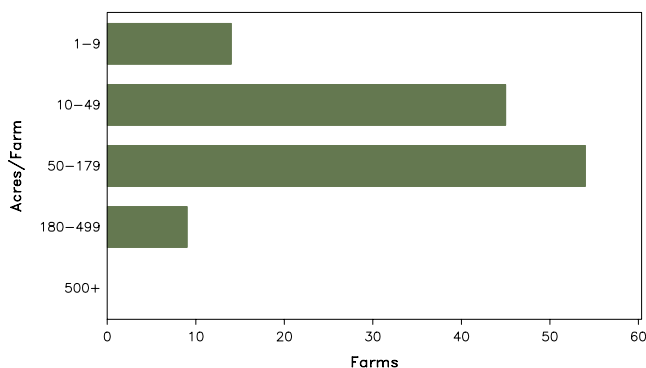
### Farms with Black or African American Operators Compared with All Farms

	Black or African American Operators <sup>2</sup>	All Farms
<b>Number of Farm Operators</b> <sup>1</sup>	181	868
<b>Number of Farms</b>	122	599
<b>Land in Farms</b>	8,210 acres	109,969 acres
<b>Average Size of Farm</b>	67 acres	184 acres
<b>Market Value of Products Sold</b>	\$3,520,000	\$63,227,000
Crop Sales	\$106,000	\$2,018,000
Livestock Sales	\$3,413,000	\$61,209,000
Average Per Farm	\$28,850	\$105,555
<b>Government Payments</b>	\$2,000	\$547,000
Average Per Farm Receiving Payments	\$500	\$3,181

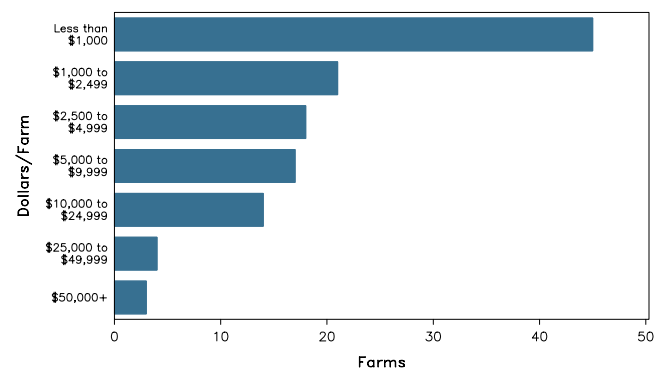
See footnotes on reverse page.

#### Farms with Black or African American Operators

Farms by Size



Farms by Economic Size



# 2007 CENSUS OF AGRICULTURE

## Amite County – Mississippi Farms with Black or African American Operators

### Selected Highlights

Item	Farms	Quantity
<b>MARKET VALUE OF AGRICULTURAL PRODUCTS SOLD (\$1,000)</b>		
Total value of agricultural products sold	122	3,520
Value of crops including nursery and greenhouse	11	106
Value of livestock, poultry, and their products	88	3,413
<b>VALUE OF SALES BY COMMODITY GROUP (\$1,000)</b>		
Grains, oilseeds, dry beans, and dry peas	-	-
Tobacco	-	-
Cotton and cottonseed	-	-
Vegetables, melons, potatoes and sweet potatoes	5	(D)
Fruits, tree nuts, and berries	-	-
Nursery, greenhouse, floriculture, and sod	-	-
Cut Christmas trees and short rotation woody crops	1	(D)
Other crops and hay	6	18
Poultry and eggs	10	2,911
Cattle and calves	75	497
Milk and other dairy products from cows	-	-
Hogs and pigs	5	(D)
Sheep, goats, and their products	1	(D)
Horses, ponies, mules, burros, and donkeys	2	(D)
Aquaculture	-	-
Other animals and other animal products	3	1
<b>TOP CROP ITEMS (acres)</b>		
Forage - land used for all hay and haylage, grass silage, and greenchop	22	624
Short-rotation woody crops	1	(D)
Vegetables harvested for sale	5	24
Sweet corn	5	8
Beans, snap	3	(D)
<b>TOP LIVESTOCK INVENTORY ITEMS (number)</b>		
Broilers and other meat-type chickens	8	211,512
Cattle and calves	100	2,198
Layers	8	717
Pullets for laying flock replacement	5	(D)
Ducks	6	255

### Operator Characteristics

Item	Quantity
Primary occupation:	
Farming	78
Other	103
Days worked off farm:	
None	62
Any	119
Years on present farm:	
2 years or less	7
3 to 4 years	5
5 to 9 years	39
10 years or more	130
Age group:	
Under 45 years	22
45 to 64 years	102
65 years and over	57
Average age (years)	57.1

### Economic Characteristics

Item	Quantity
Farms by value of sales:	
Less than \$1,000	48
\$1,000 to \$2,499	18
\$2,500 to \$4,999	18
\$5,000 to \$9,999	17
\$10,000 to \$49,999	18
\$50,000 to \$99,999	1
\$100,000 to \$249,999	-
\$250,000 to \$499,999	-
\$500,000 or more	2
Total farm production expenses (\$1,000)	2,948
Average per farm (\$)	24,165
Net cash farm income of operation (\$1,000)	651
Average per farm (\$)	5,335
Value of agricultural products sold directly to individuals for human consumption (\$1,000)	2
Total organic product sales (\$1,000)	-
Total income from farm-related sources, gross before taxes and expenses (\$1,000)	78

See "Census of Agriculture, Volume 1, Geographic Area Series" for complete footnotes, explanations, definitions, and methodology.

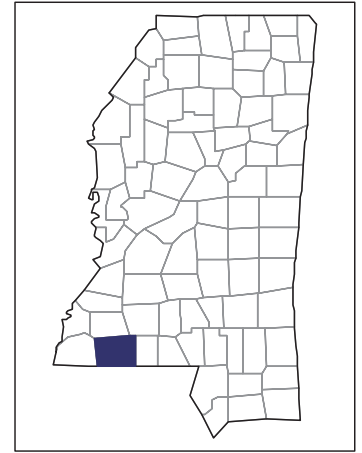
(D) Cannot be disclosed. (Z) Less than half of the unit shown.

<sup>1</sup> Data were collected for a maximum of three operators per farm. <sup>2</sup> Operators reporting selected race alone or in combination with other races.

# 2007 CENSUS OF AGRICULTURE

## Amite County – Mississippi

### Farms with Native Hawaiian or Other Pacific Islander Operators Compared with All Farms



Data are not available at this geographic level for farms with Native Hawaiian or Other Pacific Islander operators.

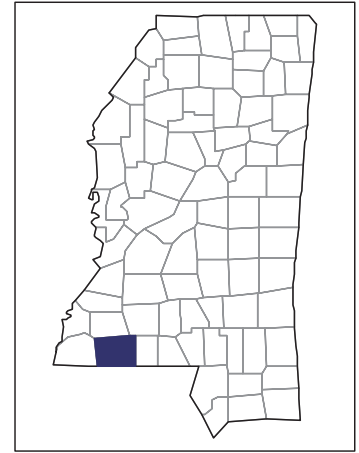


United States Department of Agriculture  
National Agricultural Statistics Service

[www.agcensus.usda.gov](http://www.agcensus.usda.gov)



# 2007 CENSUS OF AGRICULTURE



## Amite County – Mississippi

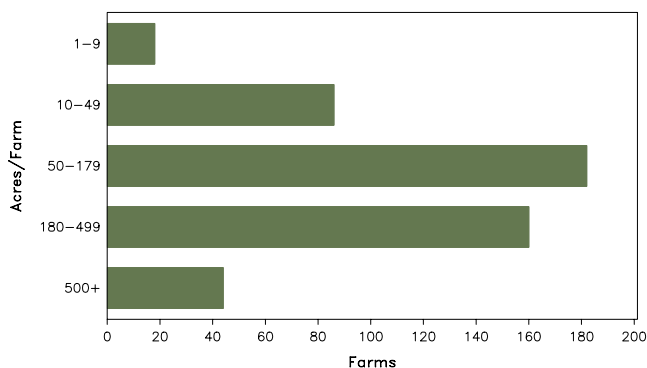
### Farms with White Operators Compared with All Farms

	White Operators <sup>2</sup>	All Farms
<b>Number of Farm Operators</b> <sup>1</sup>	685	868
<b>Number of Farms</b>	490	599
<b>Land in Farms</b>	101,884 acres	109,969 acres
<b>Average Size of Farm</b>	208 acres	184 acres
<b>Market Value of Products Sold</b>	\$59,714,000	\$63,227,000
Crop Sales	\$1,911,000	\$2,018,000
Livestock Sales	\$57,802,000	\$61,209,000
Average Per Farm	\$121,865	\$105,555
<b>Government Payments</b>	\$547,000	\$547,000
Average Per Farm Receiving Payments	\$3,181	\$3,181

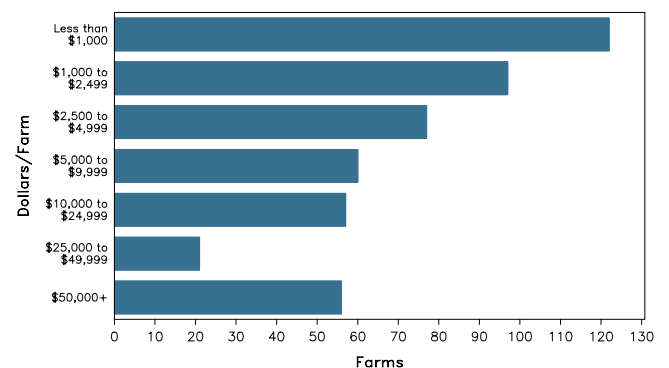
See footnotes on reverse page.

### Farms with White Operators

Farms by Size



Farms by Economic Size



# 2007 CENSUS OF AGRICULTURE

## Amite County – Mississippi Farms with White Operators

### Selected Highlights

Item	Farms	Quantity
<b>MARKET VALUE OF AGRICULTURAL PRODUCTS SOLD (\$1,000)</b>		
Total value of agricultural products sold	490	59,714
Value of crops including nursery and greenhouse	98	1,911
Value of livestock, poultry, and their products	244	57,802
<b>VALUE OF SALES BY COMMODITY GROUP (\$1,000)</b>		
Grains, oilseeds, dry beans, and dry peas	8	567
Tobacco	-	-
Cotton and cottonseed	-	-
Vegetables, melons, potatoes and sweet potatoes	11	(D)
Fruits, tree nuts, and berries	13	722
Nursery, greenhouse, floriculture, and sod	3	(D)
Cut Christmas trees and short rotation woody crops	2	(D)
Other crops and hay	69	427
Poultry and eggs	47	51,910
Cattle and calves	198	2,570
Milk and other dairy products from cows	10	3,074
Hogs and pigs	1	(D)
Sheep, goats, and their products	13	(D)
Horses, ponies, mules, burros, and donkeys	20	(D)
Aquaculture	1	(D)
Other animals and other animal products	8	(D)
<b>TOP CROP ITEMS (acres)</b>		
Forage - land used for all hay and haylage, grass silage, and greenchop	177	9,597
Wheat for grain, all	5	1,406
Soybeans for beans	3	1,380
Short-rotation woody crops	15	(D)
Corn for silage or greenchop	2	(D)
<b>TOP LIVESTOCK INVENTORY ITEMS (number)</b>		
Broilers and other meat-type chickens	28	4,004,007
Layers	23	(D)
Cattle and calves	227	12,440
Horses and ponies	104	694
Deer	1	(D)

### Operator Characteristics

Item	Quantity
Primary occupation:	
Farming	274
Other	411
Days worked off farm:	
None	261
Any	424
Years on present farm:	
2 years or less	58
3 to 4 years	41
5 to 9 years	97
10 years or more	489
Age group:	
Under 45 years	138
45 to 64 years	306
65 years and over	241
Average age (years)	57.5

### Economic Characteristics

Item	Quantity
Farms by value of sales:	
Less than \$1,000	223
\$1,000 to \$2,499	44
\$2,500 to \$4,999	42
\$5,000 to \$9,999	51
\$10,000 to \$49,999	74
\$50,000 to \$99,999	10
\$100,000 to \$249,999	11
\$250,000 to \$499,999	4
\$500,000 or more	31
Total farm production expenses (\$1,000)	50,698
Average per farm (\$)	103,466
Net cash farm income of operation (\$1,000)	10,880
Average per farm (\$)	22,203
Value of agricultural products sold directly to individuals for human consumption (\$1,000)	(D)
Total organic product sales (\$1,000)	-
Total income from farm-related sources, gross before taxes and expenses (\$1,000)	1,317

See "Census of Agriculture, Volume 1, Geographic Area Series" for complete footnotes, explanations, definitions, and methodology.

(D) Cannot be disclosed. (Z) Less than half of the unit shown.

<sup>1</sup> Data were collected for a maximum of three operators per farm. <sup>2</sup> Operators reporting selected race alone or in combination with other races.