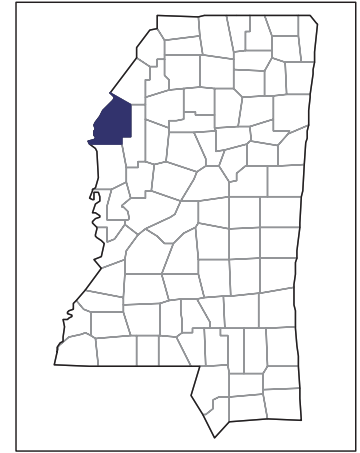


2007 CENSUS OF AGRICULTURE



Bolivar County – Mississippi

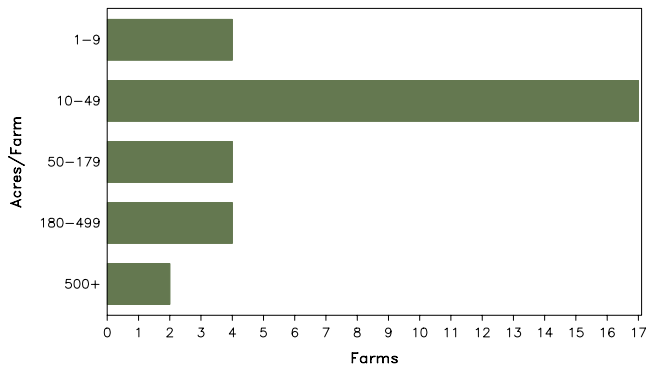
Farms with Women Principal Operators Compared with All Farms

	Women Principal Operators	All Farms
Number of Farms	31	430
Land in Farms	3,700 acres	428,216 acres
Average Size of Farm	119 acres	996 acres
Market Value of Products Sold	\$1,263,000	\$182,863,000
Crop Sales	(D)	\$181,561,000
Livestock Sales	(D)	\$1,302,000
Average Per Farm	\$40,751	\$425,263
Government Payments	\$122,000	\$14,569,000
Average Per Farm Receiving Payments	\$6,764	\$43,752

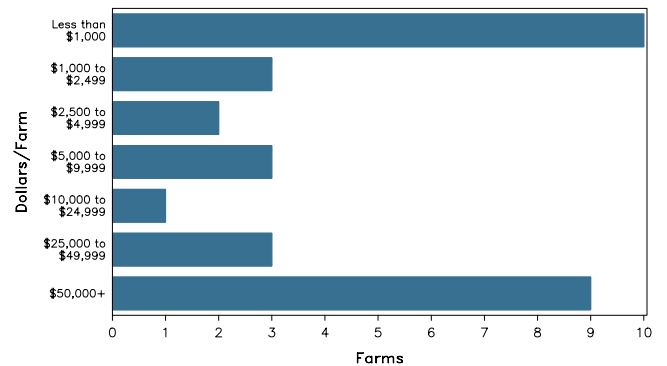
See footnotes on reverse page.

Farms with Women Principal Operators

Farms by Size



Farms by Economic Size



2007 CENSUS OF AGRICULTURE

Bolivar County – Mississippi Farms with Women Principal Operators

Selected Highlights

Item	Farms	Quantity
MARKET VALUE OF AGRICULTURAL PRODUCTS SOLD (\$1,000)		
Total value of agricultural products sold	31	1,263
Value of crops including nursery and greenhouse	17	(D)
Value of livestock, poultry, and their products	2	(D)
VALUE OF SALES BY COMMODITY GROUP (\$1,000)		
Grains, oilseeds, dry beans, and dry peas	9	(D)
Tobacco	-	-
Cotton and cottonseed	-	-
Vegetables, melons, potatoes and sweet potatoes	5	345
Fruits, tree nuts, and berries	7	(D)
Nursery, greenhouse, floriculture, and sod	-	-
Cut Christmas trees and short rotation woody crops	-	-
Other crops and hay	1	(D)
Poultry and eggs	-	-
Cattle and calves	-	-
Milk and other dairy products from cows	-	-
Hogs and pigs	-	-
Sheep, goats, and their products	1	(D)
Horses, ponies, mules, burros, and donkeys	1	(D)
Aquaculture	-	-
Other animals and other animal products	1	(D)
TOP CROP ITEMS (acres)		
Soybeans for beans	5	2,107
Wheat for grain, all	3	660
Rice	1	(D)
Vegetables harvested for sale	5	59
Pecans, all	7	45
TOP LIVESTOCK INVENTORY ITEMS (number)		
Horses and ponies	8	63
Goats, all	3	(D)
Mules, burros, and donkeys	4	(D)
Rabbits and their pelts	2	(D)

Operator Characteristics

Item	Quantity
Primary occupation:	
Farming	12
Other	19
Days worked off farm:	
None	14
Any	17
Years on present farm:	
2 years or less	3
3 to 4 years	1
5 to 9 years	-
10 years or more	27
Age group:	
Under 45 years	3
45 to 64 years	17
65 years and over	11
Average age of principal operator (years)	60.2

Economic Characteristics

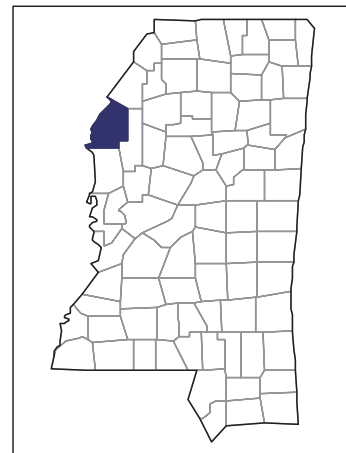
Item	Quantity
Farms by value of sales:	
Less than \$1,000	14
\$1,000 to \$2,499	3
\$2,500 to \$4,999	-
\$5,000 to \$9,999	1
\$10,000 to \$49,999	7
\$50,000 to \$99,999	4
\$100,000 to \$249,999	1
\$250,000 to \$499,999	1
\$500,000 or more	-
Total farm production expenses (\$1,000)	776
Average per farm (\$)	25,022
Net cash farm income of operation (\$1,000)	1,151
Average per farm (\$)	37,136
Value of agricultural products sold directly to individuals for human consumption (\$1,000)	(D)
Total organic product sales (\$1,000)	-
Total income from farm-related sources, gross before taxes and expenses (\$1,000)	542

See "Census of Agriculture, Volume 1, Geographic Area Series" for complete footnotes, explanations, definitions, and methodology.
(D) Cannot be disclosed. (Z) Less than half of the unit shown.

2007 CENSUS OF AGRICULTURE

Bolivar County – Mississippi

Farms with Spanish, Hispanic, or Latino Operators Compared with All Farms



Data are not available at this geographic level for farms with Spanish, Hispanic, or Latino operators.



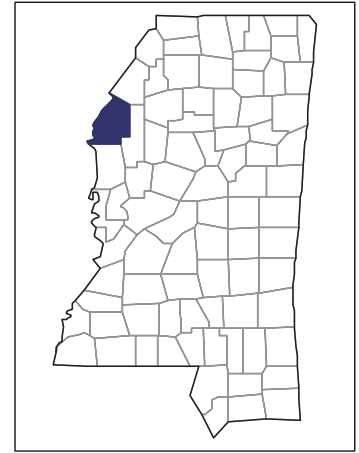
United States Department of Agriculture
National Agricultural Statistics Service

www.agcensus.usda.gov

2007 CENSUS *OF* AGRICULTURE

Bolivar County – Mississippi

Farms with American Indian or Alaska Native Operators Compared with All Farms



Data are not available at this geographic level for farms with American Indian or Alaska Native operators.



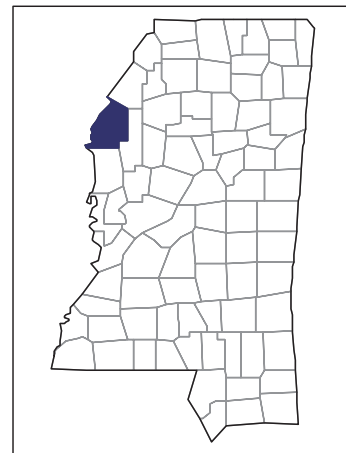
United States Department of Agriculture
National Agricultural Statistics Service

www.agcensus.usda.gov

2007 CENSUS *OF* AGRICULTURE

Bolivar County – Mississippi

**Farms with Asian Operators
Compared with All Farms**



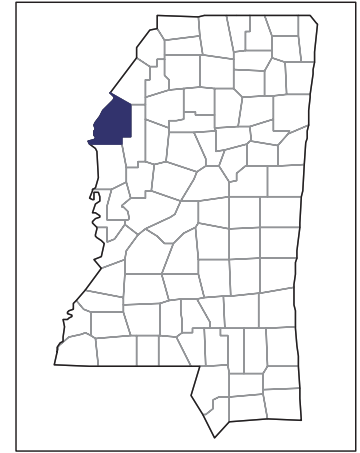
Data are not available at this geographic level for farms with Asian operators.



United States Department of Agriculture
National Agricultural Statistics Service

www.agcensus.usda.gov

2007 CENSUS OF AGRICULTURE



Bolivar County – Mississippi

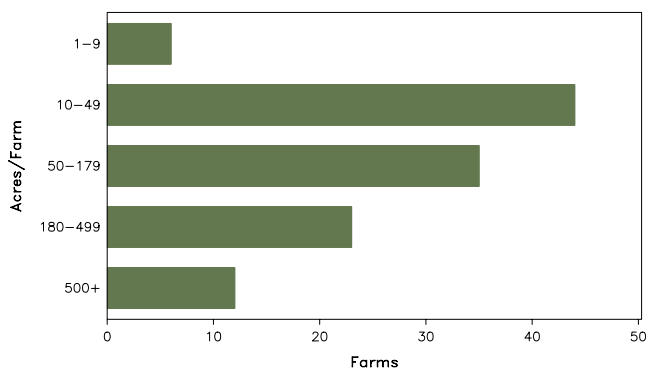
Farms with Black or African American Operators Compared with All Farms

	Black or African American Operators ²	All Farms
Number of Farm Operators ¹	143	603
Number of Farms	120	430
Land in Farms	22,651 acres	428,216 acres
Average Size of Farm	189 acres	996 acres
Market Value of Products Sold	\$6,651,000	\$182,863,000
Crop Sales	\$6,651,000	\$181,561,000
Livestock Sales	-	\$1,302,000
Average Per Farm	\$55,429	\$425,263
Government Payments	\$817,000	\$14,569,000
Average Per Farm Receiving Payments	\$8,509	\$43,752

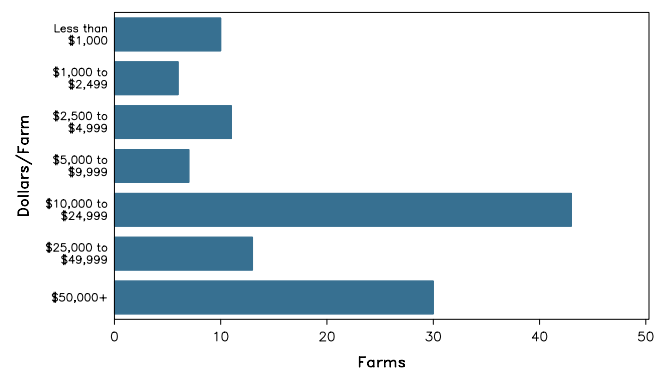
See footnotes on reverse page.

Farms with Black or African American Operators

Farms by Size



Farms by Economic Size



2007 CENSUS OF AGRICULTURE

Bolivar County – Mississippi Farms with Black or African American Operators

Selected Highlights

Item	Farms	Quantity
MARKET VALUE OF AGRICULTURAL PRODUCTS SOLD (\$1,000)		
Total value of agricultural products sold	120	6,651
Value of crops including nursery and greenhouse	103	6,651
Value of livestock, poultry, and their products	-	-
VALUE OF SALES BY COMMODITY GROUP (\$1,000)		
Grains, oilseeds, dry beans, and dry peas	96	5,455
Tobacco	-	-
Cotton and cottonseed	6	711
Vegetables, melons, potatoes and sweet potatoes	5	(D)
Fruits, tree nuts, and berries	5	38
Nursery, greenhouse, floriculture, and sod	-	-
Cut Christmas trees and short rotation woody crops	-	-
Other crops and hay	2	(D)
Poultry and eggs	-	-
Cattle and calves	-	-
Milk and other dairy products from cows	-	-
Hogs and pigs	-	-
Sheep, goats, and their products	-	-
Horses, ponies, mules, burros, and donkeys	-	-
Aquaculture	-	-
Other animals and other animal products	-	-
TOP CROP ITEMS (acres)		
Soybeans for beans	84	15,520
Wheat for grain, all	33	3,596
Cotton, all	6	1,399
Corn for grain	2	(D)
Rice	2	(D)
TOP LIVESTOCK INVENTORY ITEMS (number)		

Operator Characteristics

Item	Quantity
Primary occupation:	
Farming	98
Other	45
Days worked off farm:	
None	24
Any	119
Years on present farm:	
2 years or less	14
3 to 4 years	11
5 to 9 years	23
10 years or more	95
Age group:	
Under 45 years	34
45 to 64 years	72
65 years and over	37
Average age (years)	56.3

Economic Characteristics

Item	Quantity
Farms by value of sales:	
Less than \$1,000	20
\$1,000 to \$2,499	2
\$2,500 to \$4,999	14
\$5,000 to \$9,999	7
\$10,000 to \$49,999	52
\$50,000 to \$99,999	12
\$100,000 to \$249,999	5
\$250,000 to \$499,999	5
\$500,000 or more	3
Total farm production expenses (\$1,000)	6,295
Average per farm (\$)	52,454
Net cash farm income of operation (\$1,000)	1,855
Average per farm (\$)	15,459
Value of agricultural products sold directly to individuals for human consumption (\$1,000)	(D)
Total organic product sales (\$1,000)	(D)
Total income from farm-related sources, gross before taxes and expenses (\$1,000)	681

See "Census of Agriculture, Volume 1, Geographic Area Series" for complete footnotes, explanations, definitions, and methodology.

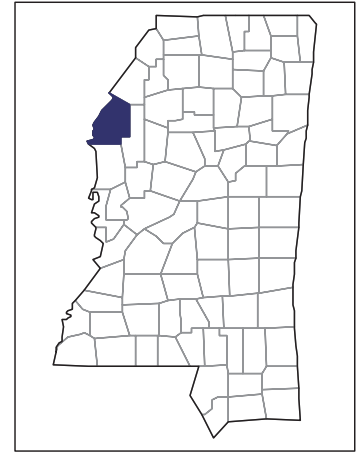
(D) Cannot be disclosed. (Z) Less than half of the unit shown.

¹ Data were collected for a maximum of three operators per farm. ² Operators reporting selected race alone or in combination with other races.

2007 CENSUS *OF* AGRICULTURE

Bolivar County – Mississippi

Farms with Native Hawaiian or Other Pacific Islander Operators Compared with All Farms



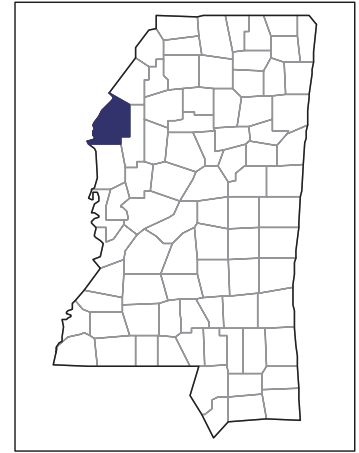
Data are not available at this geographic level for farms with Native Hawaiian or Other Pacific Islander operators.



United States Department of Agriculture
National Agricultural Statistics Service

www.agcensus.usda.gov

2007 CENSUS OF AGRICULTURE



Bolivar County – Mississippi

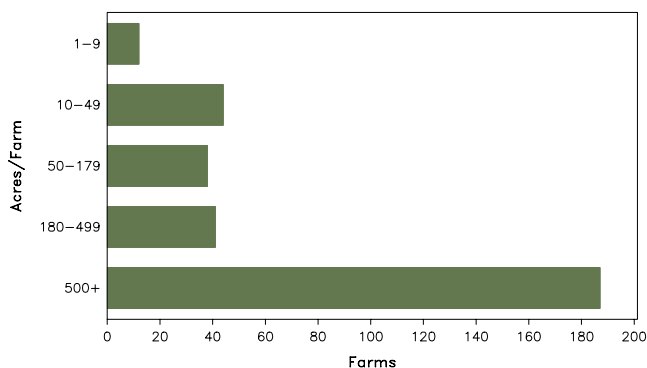
Farms with White Operators Compared with All Farms

	White Operators ²	All Farms
Number of Farm Operators ¹	453	603
Number of Farms	322	430
Land in Farms	410,691 acres	428,216 acres
Average Size of Farm	1,275 acres	996 acres
Market Value of Products Sold	\$177,906,000	\$182,863,000
Crop Sales	\$176,603,000	\$181,561,000
Livestock Sales	\$1,302,000	\$1,302,000
Average Per Farm	\$552,502	\$425,263
Government Payments	\$13,827,000	\$14,569,000
Average Per Farm Receiving Payments	\$56,667	\$43,752

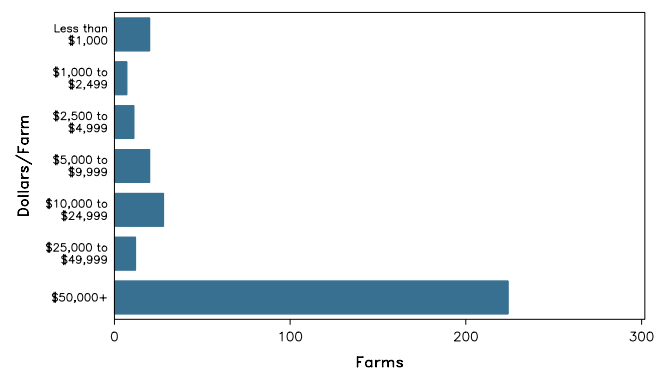
See footnotes on reverse page.

Farms with White Operators

Farms by Size



Farms by Economic Size



2007 CENSUS OF AGRICULTURE

Bolivar County – Mississippi Farms with White Operators

Selected Highlights

Item	Farms	Quantity
MARKET VALUE OF AGRICULTURAL PRODUCTS SOLD (\$1,000)		
Total value of agricultural products sold	322	177,906
Value of crops including nursery and greenhouse	265	176,603
Value of livestock, poultry, and their products	18	1,302
VALUE OF SALES BY COMMODITY GROUP (\$1,000)		
Grains, oilseeds, dry beans, and dry peas	228	139,620
Tobacco	-	-
Cotton and cottonseed	48	34,753
Vegetables, melons, potatoes and sweet potatoes	6	448
Fruits, tree nuts, and berries	25	1,589
Nursery, greenhouse, floriculture, and sod	-	-
Cut Christmas trees and short rotation woody crops	-	-
Other crops and hay	9	193
Poultry and eggs	-	-
Cattle and calves	8	(D)
Milk and other dairy products from cows	-	-
Hogs and pigs	2	(D)
Sheep, goats, and their products	1	(D)
Horses, ponies, mules, burros, and donkeys	4	4
Aquaculture	1	(D)
Other animals and other animal products	3	1
TOP CROP ITEMS (acres)		
Soybeans for beans	196	163,668
Cotton, all	48	55,119
Wheat for grain, all	117	54,855
Rice	85	(D)
Corn for grain	65	(D)
TOP LIVESTOCK INVENTORY ITEMS (number)		
Cattle and calves	10	1,454
Horses and ponies	31	265
Colonies of bees	2	(D)
Goats, all	4	42
Hogs and pigs	2	(D)

Operator Characteristics

Item	Quantity
Primary occupation:	
Farming	281
Other	172
Days worked off farm:	
None	229
Any	224
Years on present farm:	
2 years or less	39
3 to 4 years	13
5 to 9 years	70
10 years or more	331
Age group:	
Under 45 years	103
45 to 64 years	249
65 years and over	101
Average age (years)	54.5

Economic Characteristics

Item	Quantity
Farms by value of sales:	
Less than \$1,000	49
\$1,000 to \$2,499	2
\$2,500 to \$4,999	5
\$5,000 to \$9,999	11
\$10,000 to \$49,999	35
\$50,000 to \$99,999	27
\$100,000 to \$249,999	37
\$250,000 to \$499,999	42
\$500,000 or more	114
Total farm production expenses (\$1,000)	160,802
Average per farm (\$)	499,384
Net cash farm income of operation (\$1,000)	37,415
Average per farm (\$)	116,194
Value of agricultural products sold directly to individuals for human consumption (\$1,000)	(D)
Total organic product sales (\$1,000)	-
Total income from farm-related sources, gross before taxes and expenses (\$1,000)	6,484

See "Census of Agriculture, Volume 1, Geographic Area Series" for complete footnotes, explanations, definitions, and methodology.

(D) Cannot be disclosed. (Z) Less than half of the unit shown.

¹ Data were collected for a maximum of three operators per farm. ² Operators reporting selected race alone or in combination with other races.