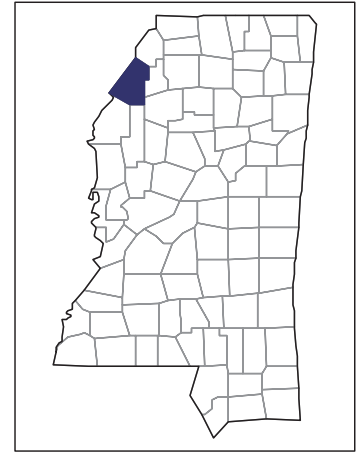


2007 CENSUS OF AGRICULTURE



Coahoma County – Mississippi

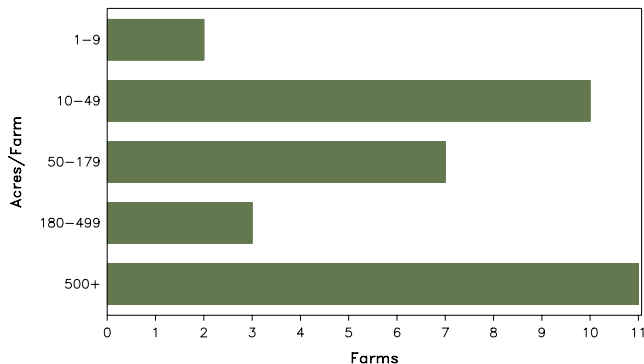
Farms with Women Principal Operators Compared with All Farms

	Women Principal Operators	All Farms
Number of Farms	33	261
Land in Farms	22,051 acres	302,740 acres
Average Size of Farm	668 acres	1,160 acres
Market Value of Products Sold	\$3,222,000	\$128,846,000
Crop Sales	(D)	\$120,145,000
Livestock Sales	(D)	\$8,702,000
Average Per Farm	\$97,651	\$493,664
Government Payments	\$1,126,000	\$12,949,000
Average Per Farm Receiving Payments	\$41,700	\$61,955

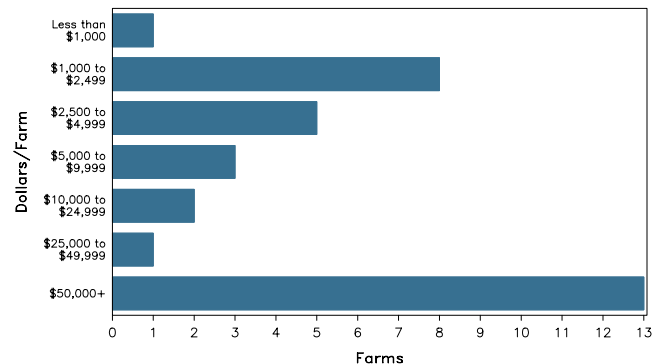
See footnotes on reverse page.

Farms with Women Principal Operators

Farms by Size



Farms by Economic Size



2007 CENSUS OF AGRICULTURE

Coahoma County – Mississippi Farms with Women Principal Operators

Selected Highlights

Item	Farms	Quantity
MARKET VALUE OF AGRICULTURAL PRODUCTS SOLD (\$1,000)		
Total value of agricultural products sold	33	3,222
Value of crops including nursery and greenhouse	13	(D)
Value of livestock, poultry, and their products	1	(D)
VALUE OF SALES BY COMMODITY GROUP (\$1,000)		
Grains, oilseeds, dry beans, and dry peas	8	2,469
Tobacco	-	-
Cotton and cottonseed	3	524
Vegetables, melons, potatoes and sweet potatoes	-	-
Fruits, tree nuts, and berries	2	(D)
Nursery, greenhouse, floriculture, and sod	2	(D)
Cut Christmas trees and short rotation woody crops	-	-
Other crops and hay	1	(D)
Poultry and eggs	-	-
Cattle and calves	-	-
Milk and other dairy products from cows	-	-
Hogs and pigs	-	-
Sheep, goats, and their products	-	-
Horses, ponies, mules, burros, and donkeys	-	-
Aquaculture	1	(D)
Other animals and other animal products	-	-
TOP CROP ITEMS (acres)		
Soybeans for beans	7	3,386
Wheat for grain, all	4	1,533
Rice	5	1,185
Cotton, all	3	1,127
Sorghum for grain	4	1,092
TOP LIVESTOCK INVENTORY ITEMS (number)		
Horses and ponies	1	(D)

Operator Characteristics

Item	Quantity
Primary occupation:	
Farming	12
Other	21
Days worked off farm:	
None	23
Any	10
Years on present farm:	
2 years or less	1
3 to 4 years	-
5 to 9 years	3
10 years or more	29
Age group:	
Under 45 years	-
45 to 64 years	6
65 years and over	27
Average age of principal operator (years)	75.2

Economic Characteristics

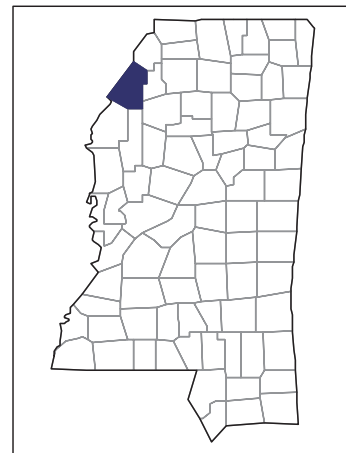
Item	Quantity
Farms by value of sales:	
Less than \$1,000	20
\$1,000 to \$2,499	-
\$2,500 to \$4,999	-
\$5,000 to \$9,999	-
\$10,000 to \$49,999	5
\$50,000 to \$99,999	-
\$100,000 to \$249,999	1
\$250,000 to \$499,999	7
\$500,000 or more	-
Total farm production expenses (\$1,000)	3,107
Average per farm (\$)	94,155
Net cash farm income of operation (\$1,000)	(D)
Average per farm (\$)	(D)
Value of agricultural products sold directly to individuals for human consumption (\$1,000)	-
Total organic product sales (\$1,000)	-
Total income from farm-related sources, gross before taxes and expenses (\$1,000)	691

See "Census of Agriculture, Volume 1, Geographic Area Series" for complete footnotes, explanations, definitions, and methodology.
(D) Cannot be disclosed. (Z) Less than half of the unit shown.

2007 CENSUS OF AGRICULTURE

Coahoma County – Mississippi

Farms with Spanish, Hispanic, or Latino Operators Compared with All Farms



Data are not available at this geographic level for farms with Spanish, Hispanic, or Latino operators.



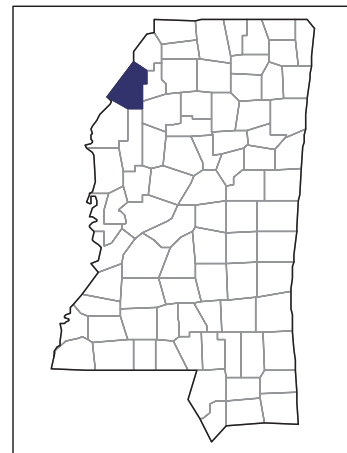
United States Department of Agriculture
National Agricultural Statistics Service

www.agcensus.usda.gov

2007 CENSUS OF AGRICULTURE

Coahoma County – Mississippi

Farms with American Indian or Alaska Native Operators Compared with All Farms



Data are not available at this geographic level for farms with American Indian or Alaska Native operators.



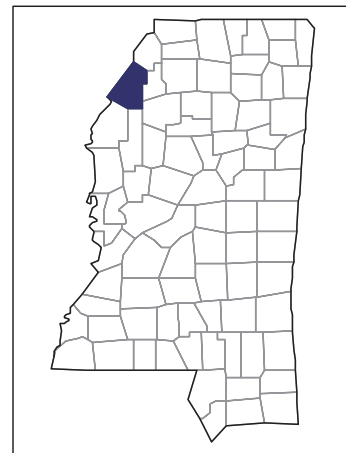
United States Department of Agriculture
National Agricultural Statistics Service

www.agcensus.usda.gov

2007 CENSUS *OF* AGRICULTURE

Coahoma County – Mississippi

**Farms with Asian Operators
Compared with All Farms**



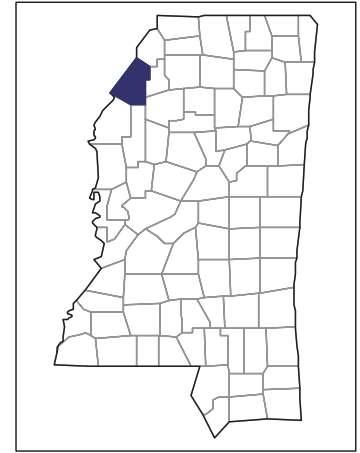
Data are not available at this geographic level for farms with Asian operators.



United States Department of Agriculture
National Agricultural Statistics Service

www.agcensus.usda.gov

2007 CENSUS OF AGRICULTURE



Coahoma County – Mississippi

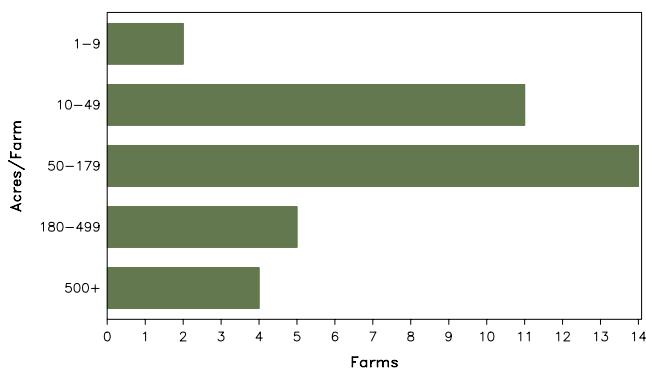
Farms with Black or African American Operators Compared with All Farms

	Black or African American Operators ²	All Farms
Number of Farm Operators ¹	42	386
Number of Farms	36	261
Land in Farms	13,087 acres	302,740 acres
Average Size of Farm	364 acres	1,160 acres
Market Value of Products Sold	\$4,181,000	\$128,846,000
Crop Sales	\$3,610,000	\$120,145,000
Livestock Sales	\$572,000	\$8,702,000
Average Per Farm	\$116,143	\$493,664
Government Payments	\$223,000	\$12,949,000
Average Per Farm Receiving Payments	\$7,678	\$61,955

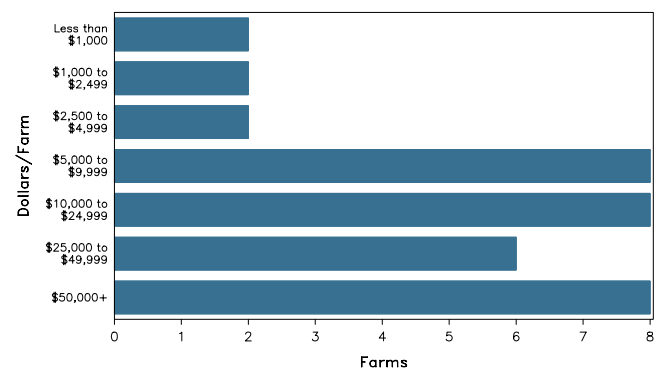
See footnotes on reverse page.

Farms with Black or African American Operators

Farms by Size



Farms by Economic Size



2007 CENSUS OF AGRICULTURE

Coahoma County – Mississippi Farms with Black or African American Operators

Selected Highlights

Item	Farms	Quantity
MARKET VALUE OF AGRICULTURAL PRODUCTS SOLD (\$1,000)		
Total value of agricultural products sold	36	4,181
Value of crops including nursery and greenhouse	23	3,610
Value of livestock, poultry, and their products	5	572
VALUE OF SALES BY COMMODITY GROUP (\$1,000)		
Grains, oilseeds, dry beans, and dry peas	17	1,556
Tobacco	-	-
Cotton and cottonseed	7	(D)
Vegetables, melons, potatoes and sweet potatoes	2	(D)
Fruits, tree nuts, and berries	5	(D)
Nursery, greenhouse, floriculture, and sod	-	-
Cut Christmas trees and short rotation woody crops	-	-
Other crops and hay	-	-
Poultry and eggs	-	-
Cattle and calves	2	(D)
Milk and other dairy products from cows	-	-
Hogs and pigs	-	-
Sheep, goats, and their products	-	-
Horses, ponies, mules, burros, and donkeys	-	-
Aquaculture	3	(D)
Other animals and other animal products	-	-
TOP CROP ITEMS (acres)		
Cotton, all	7	4,108
Soybeans for beans	11	(D)
Corn for grain	3	1,200
Wheat for grain, all	5	679
Rice	2	(D)
TOP LIVESTOCK INVENTORY ITEMS (number)		
Cattle and calves	2	(D)
Horses and ponies	3	9

Operator Characteristics

Item	Quantity
Primary occupation:	
Farming	16
Other	26
Days worked off farm:	
None	10
Any	32
Years on present farm:	
2 years or less	-
3 to 4 years	3
5 to 9 years	4
10 years or more	35
Age group:	
Under 45 years	8
45 to 64 years	20
65 years and over	14
Average age (years)	56.6

Economic Characteristics

Item	Quantity
Farms by value of sales:	
Less than \$1,000	8
\$1,000 to \$2,499	-
\$2,500 to \$4,999	2
\$5,000 to \$9,999	9
\$10,000 to \$49,999	10
\$50,000 to \$99,999	2
\$100,000 to \$249,999	3
\$250,000 to \$499,999	-
\$500,000 or more	2
Total farm production expenses (\$1,000)	7,102
Average per farm (\$)	197,267
Net cash farm income of operation (\$1,000)	-2,560
Average per farm (\$)	-71,110
Value of agricultural products sold directly to individuals for human consumption (\$1,000)	(D)
Total organic product sales (\$1,000)	-
Total income from farm-related sources, gross before taxes and expenses (\$1,000)	138

See "Census of Agriculture, Volume 1, Geographic Area Series" for complete footnotes, explanations, definitions, and methodology.

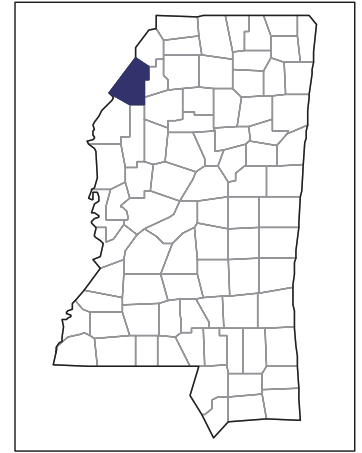
(D) Cannot be disclosed. (Z) Less than half of the unit shown.

¹ Data were collected for a maximum of three operators per farm. ² Operators reporting selected race alone or in combination with other races.

2007 CENSUS OF AGRICULTURE

Coahoma County – Mississippi

Farms with Native Hawaiian or Other Pacific Islander Operators Compared with All Farms



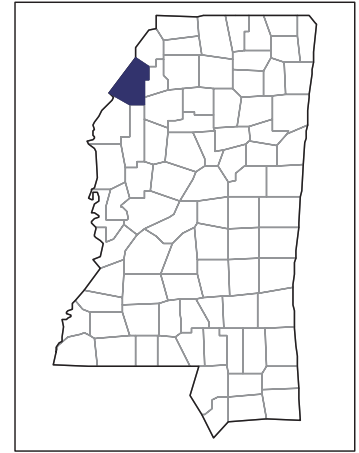
Data are not available at this geographic level for farms with Native Hawaiian or Other Pacific Islander operators.



United States Department of Agriculture
National Agricultural Statistics Service

www.agcensus.usda.gov

2007 CENSUS OF AGRICULTURE



Coahoma County – Mississippi

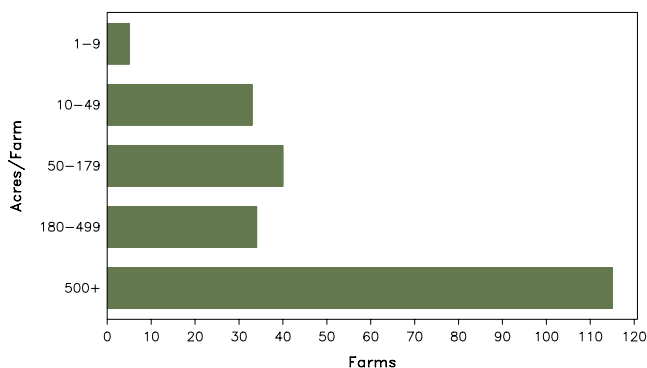
Farms with White Operators Compared with All Farms

	White Operators ²	All Farms
Number of Farm Operators ¹	344	386
Number of Farms	227	261
Land in Farms	298,663 acres	302,740 acres
Average Size of Farm	1,316 acres	1,160 acres
Market Value of Products Sold	\$127,878,000	\$128,846,000
Crop Sales	\$119,748,000	\$120,145,000
Livestock Sales	\$8,130,000	\$8,702,000
Average Per Farm	\$563,340	\$493,664
Government Payments	\$12,726,000	\$12,949,000
Average Per Farm Receiving Payments	\$70,700	\$61,955

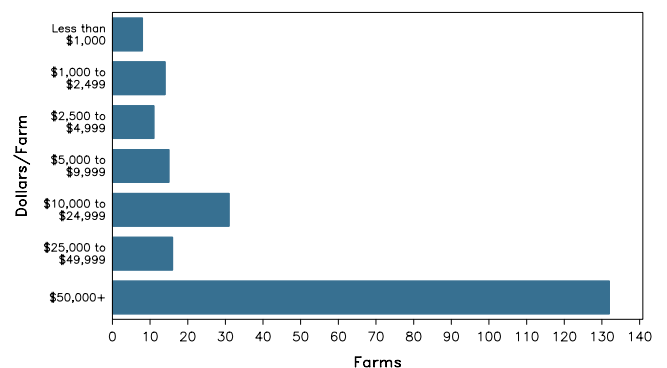
See footnotes on reverse page.

Farms with White Operators

Farms by Size



Farms by Economic Size



2007 CENSUS OF AGRICULTURE

Coahoma County – Mississippi Farms with White Operators

Selected Highlights

Item	Farms	Quantity
MARKET VALUE OF AGRICULTURAL PRODUCTS SOLD (\$1,000)		
Total value of agricultural products sold	227	127,878
Value of crops including nursery and greenhouse	155	119,748
Value of livestock, poultry, and their products	25	8,130
VALUE OF SALES BY COMMODITY GROUP (\$1,000)		
Grains, oilseeds, dry beans, and dry peas	131	69,919
Tobacco	-	-
Cotton and cottonseed	61	(D)
Vegetables, melons, potatoes and sweet potatoes	2	(D)
Fruits, tree nuts, and berries	16	(D)
Nursery, greenhouse, floriculture, and sod	3	(D)
Cut Christmas trees and short rotation woody crops	-	-
Other crops and hay	4	(D)
Poultry and eggs	1	(D)
Cattle and calves	12	(D)
Milk and other dairy products from cows	-	-
Hogs and pigs	1	(D)
Sheep, goats, and their products	3	(D)
Horses, ponies, mules, burros, and donkeys	-	-
Aquaculture	12	(D)
Other animals and other animal products	1	(D)
TOP CROP ITEMS (acres)		
Soybeans for beans	111	(D)
Cotton, all	61	80,200
Corn for grain	61	39,425
Wheat for grain, all	57	29,932
Rice	25	(D)
TOP LIVESTOCK INVENTORY ITEMS (number)		
Colonies of bees	1	(D)
Cattle and calves	12	(D)
Hogs and pigs	1	(D)
Goats, all	1	(D)
Horses and ponies	17	74

Operator Characteristics

Item	Quantity
Primary occupation:	
Farming	202
Other	142
Days worked off farm:	
None	199
Any	145
Years on present farm:	
2 years or less	21
3 to 4 years	10
5 to 9 years	56
10 years or more	257
Age group:	
Under 45 years	96
45 to 64 years	139
65 years and over	109
Average age (years)	55.8

Economic Characteristics

Item	Quantity
Farms by value of sales:	
Less than \$1,000	64
\$1,000 to \$2,499	1
\$2,500 to \$4,999	-
\$5,000 to \$9,999	7
\$10,000 to \$49,999	29
\$50,000 to \$99,999	16
\$100,000 to \$249,999	9
\$250,000 to \$499,999	29
\$500,000 or more	72
Total farm production expenses (\$1,000)	116,072
Average per farm (\$)	511,329
Net cash farm income of operation (\$1,000)	30,730
Average per farm (\$)	135,375
Value of agricultural products sold directly to individuals for human consumption (\$1,000)	(D)
Total organic product sales (\$1,000)	-
Total income from farm-related sources, gross before taxes and expenses (\$1,000)	6,198

See "Census of Agriculture, Volume 1, Geographic Area Series" for complete footnotes, explanations, definitions, and methodology.

(D) Cannot be disclosed. (Z) Less than half of the unit shown.

¹ Data were collected for a maximum of three operators per farm. ² Operators reporting selected race alone or in combination with other races.