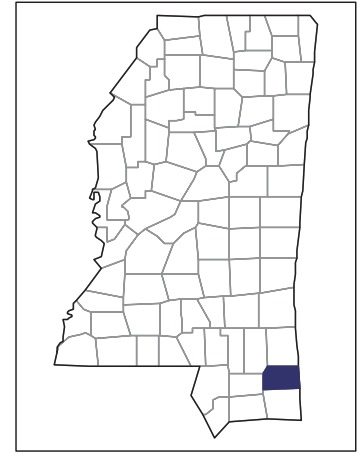


2007 CENSUS OF AGRICULTURE



George County – Mississippi

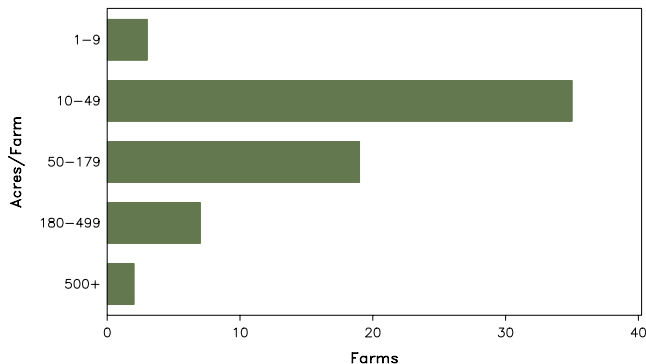
Farms with Women Principal Operators Compared with All Farms

	Women Principal Operators	All Farms
Number of Farms	66	604
Land in Farms	8,451 acres	68,181 acres
Average Size of Farm	128 acres	113 acres
Market Value of Products Sold	\$2,406,000	\$17,424,000
Crop Sales	\$1,713,000	\$12,322,000
Livestock Sales	\$694,000	\$5,102,000
Average Per Farm	\$36,461	\$28,847
Government Payments	\$63,000	\$1,739,000
Average Per Farm Receiving Payments	\$5,283	\$15,118

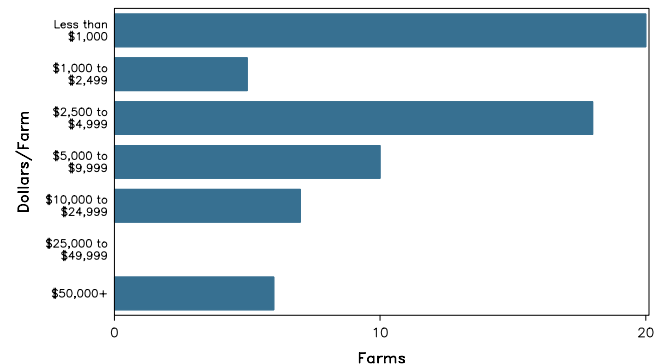
See footnotes on reverse page.

Farms with Women Principal Operators

Farms by Size



Farms by Economic Size



2007 CENSUS OF AGRICULTURE

George County – Mississippi Farms with Women Principal Operators

Selected Highlights

Item	Farms	Quantity
MARKET VALUE OF AGRICULTURAL PRODUCTS SOLD (\$1,000)		
Total value of agricultural products sold	66	2,406
Value of crops including nursery and greenhouse	23	1,713
Value of livestock, poultry, and their products	35	694
VALUE OF SALES BY COMMODITY GROUP (\$1,000)		
Grains, oilseeds, dry beans, and dry peas	6	(D)
Tobacco	-	-
Cotton and cottonseed	-	-
Vegetables, melons, potatoes and sweet potatoes	-	-
Fruits, tree nuts, and berries	6	32
Nursery, greenhouse, floriculture, and sod	9	(D)
Cut Christmas trees and short rotation woody crops	-	-
Other crops and hay	2	(D)
Poultry and eggs	9	(D)
Cattle and calves	26	(D)
Milk and other dairy products from cows	-	-
Hogs and pigs	1	(D)
Sheep, goats, and their products	5	(D)
Horses, ponies, mules, burros, and donkeys	6	22
Aquaculture	-	-
Other animals and other animal products	1	(D)
TOP CROP ITEMS (acres)		
Forage - land used for all hay and haylage, grass silage, and greenchop	13	201
Nursery stock	9	198
Corn for grain	5	56
Floriculture crops, total	2	(D)
Peanuts for nuts	1	(D)
TOP LIVESTOCK INVENTORY ITEMS (number)		
Quail	2	(D)
Cattle and calves	28	483
Layers	9	358
Goats, all	8	150
Horses and ponies	22	102

Operator Characteristics

Item	Quantity
Primary occupation:	
Farming	31
Other	35
Days worked off farm:	
None	21
Any	45
Years on present farm:	
2 years or less	5
3 to 4 years	11
5 to 9 years	15
10 years or more	35
Age group:	
Under 45 years	25
45 to 64 years	25
65 years and over	16
Average age of principal operator (years)	51.9

Economic Characteristics

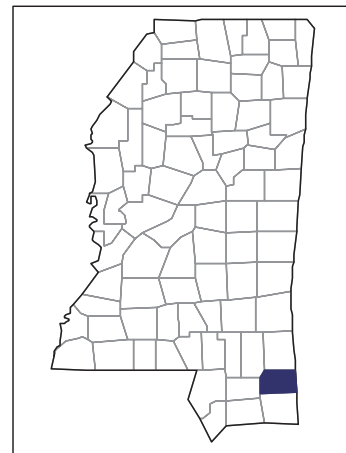
Item	Quantity
Farms by value of sales:	
Less than \$1,000	23
\$1,000 to \$2,499	6
\$2,500 to \$4,999	15
\$5,000 to \$9,999	9
\$10,000 to \$49,999	7
\$50,000 to \$99,999	-
\$100,000 to \$249,999	3
\$250,000 to \$499,999	1
\$500,000 or more	2
Total farm production expenses (\$1,000)	2,402
Average per farm (\$)	36,391
Net cash farm income of operation (\$1,000)	94
Average per farm (\$)	1,430
Value of agricultural products sold directly to individuals for human consumption (\$1,000)	8
Total organic product sales (\$1,000)	-
Total income from farm-related sources, gross before taxes and expenses (\$1,000)	26

See "Census of Agriculture, Volume 1, Geographic Area Series" for complete footnotes, explanations, definitions, and methodology.
(D) Cannot be disclosed. (Z) Less than half of the unit shown.

2007 CENSUS OF AGRICULTURE

George County – Mississippi

Farms with Spanish, Hispanic, or Latino Operators Compared with All Farms



Data are not available at this geographic level for farms with Spanish, Hispanic, or Latino operators.



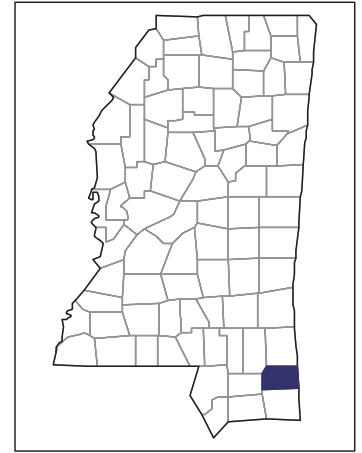
United States Department of Agriculture
National Agricultural Statistics Service

www.agcensus.usda.gov

2007 CENSUS *OF* AGRICULTURE

George County – Mississippi

Farms with American Indian or Alaska Native Operators Compared with All Farms



Data are not available at this geographic level for farms with American Indian or Alaska Native operators.



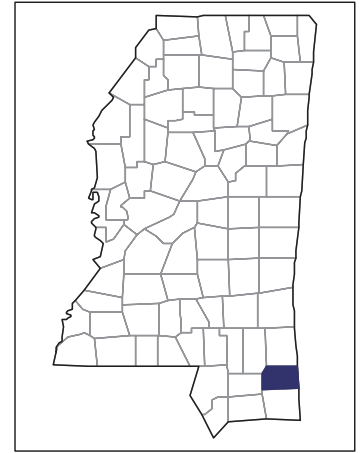
United States Department of Agriculture
National Agricultural Statistics Service

www.agcensus.usda.gov

2007 CENSUS *OF* **AGRICULTURE**

George County – Mississippi

**Farms with Asian Operators
Compared with All Farms**



Data are not available at this geographic level for farms with Asian operators.



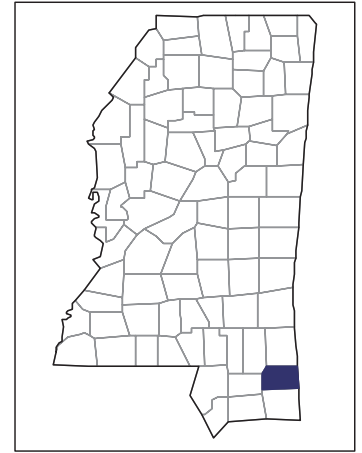
United States Department of Agriculture
National Agricultural Statistics Service

www.agcensus.usda.gov

2007 CENSUS *OF* **AGRICULTURE**

George County – Mississippi

Farms with Black or African American Operators Compared with All Farms



Data are not available at this geographic level for farms with Black or African American operators.



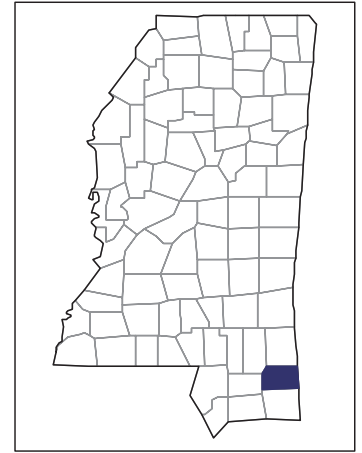
United States Department of Agriculture
National Agricultural Statistics Service

www.agcensus.usda.gov

2007 CENSUS OF AGRICULTURE

George County – Mississippi

Farms with Native Hawaiian or Other Pacific Islander Operators Compared with All Farms



Data are not available at this geographic level for farms with Native Hawaiian or Other Pacific Islander operators.



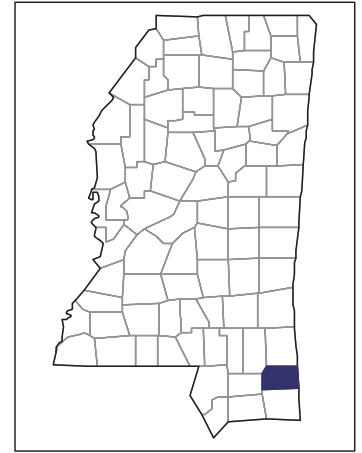
United States Department of Agriculture
National Agricultural Statistics Service

www.agcensus.usda.gov

2007 CENSUS *OF* **AGRICULTURE**

George County – Mississippi

**Farms with White Operators
Compared with All Farms**



Data are not available at this geographic level for farms with White operators.



United States Department of Agriculture
National Agricultural Statistics Service

www.agcensus.usda.gov

