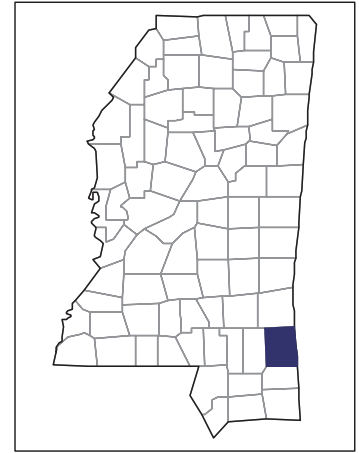


2007 CENSUS OF AGRICULTURE



Greene County – Mississippi

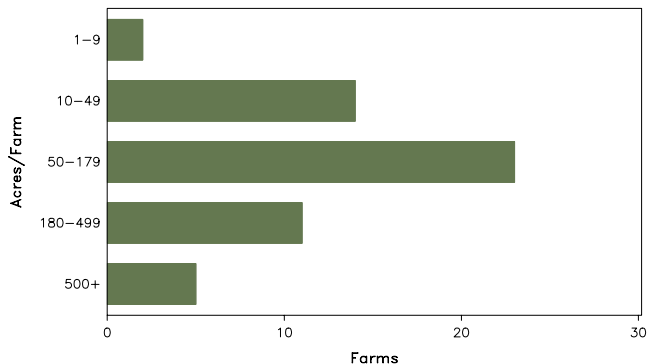
Farms with Women Principal Operators Compared with All Farms

	Women Principal Operators	All Farms
Number of Farms	55	398
Land in Farms	10,839 acres	51,086 acres
Average Size of Farm	197 acres	128 acres
Market Value of Products Sold	\$8,240,000	\$34,037,000
Crop Sales	\$440,000	(D)
Livestock Sales	\$7,800,000	(D)
Average Per Farm	\$149,826	\$85,520
Government Payments	\$88,000	\$395,000
Average Per Farm Receiving Payments	\$9,748	\$10,132

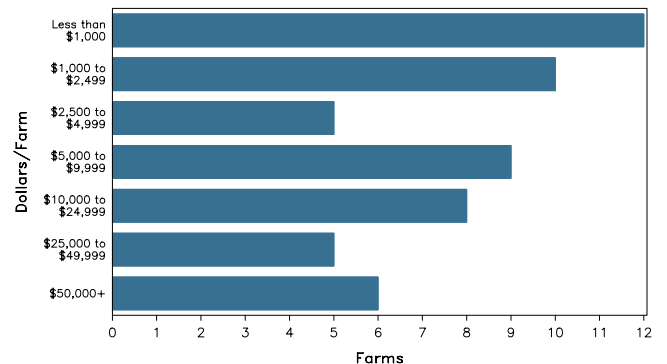
See footnotes on reverse page.

Farms with Women Principal Operators

Farms by Size



Farms by Economic Size



2007 CENSUS OF AGRICULTURE

Greene County – Mississippi Farms with Women Principal Operators

Selected Highlights

Item	Farms	Quantity
MARKET VALUE OF AGRICULTURAL PRODUCTS SOLD (\$1,000)		
Total value of agricultural products sold	55	8,240
Value of crops including nursery and greenhouse	12	440
Value of livestock, poultry, and their products	39	7,800
VALUE OF SALES BY COMMODITY GROUP (\$1,000)		
Grains, oilseeds, dry beans, and dry peas	1	(D)
Tobacco	-	-
Cotton and cottonseed	-	-
Vegetables, melons, potatoes and sweet potatoes	-	-
Fruits, tree nuts, and berries	2	(D)
Nursery, greenhouse, floriculture, and sod	2	(D)
Cut Christmas trees and short rotation woody crops	-	-
Other crops and hay	7	(D)
Poultry and eggs	12	7,571
Cattle and calves	27	217
Milk and other dairy products from cows	-	-
Hogs and pigs	3	3
Sheep, goats, and their products	5	6
Horses, ponies, mules, burros, and donkeys	4	3
Aquaculture	-	-
Other animals and other animal products	-	-
TOP CROP ITEMS (acres)		
Forage - land used for all hay and haylage, grass silage, and greenchop	24	752
Peanuts for nuts	1	(D)
Nursery stock	2	(D)
Land in berries	2	(D)
Pecans, all	1	(D)
TOP LIVESTOCK INVENTORY ITEMS (number)		
Broilers and other meat-type chickens	4	320,800
Cattle and calves	35	1,110
Layers	7	290
Ducks	2	(D)
Goats, all	6	62

Operator Characteristics

Item	Quantity
Primary occupation:	
Farming	26
Other	29
Days worked off farm:	
None	18
Any	37
Years on present farm:	
2 years or less	1
3 to 4 years	10
5 to 9 years	13
10 years or more	31
Age group:	
Under 45 years	12
45 to 64 years	29
65 years and over	14
Average age of principal operator (years)	57.5

Economic Characteristics

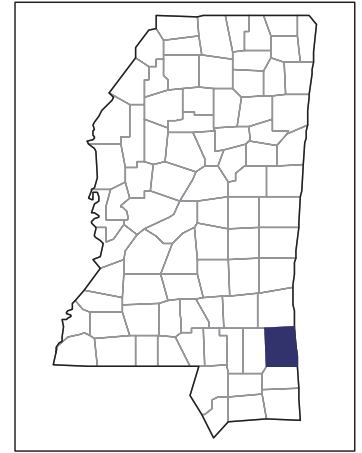
Item	Quantity
Farms by value of sales:	
Less than \$1,000	15
\$1,000 to \$2,499	8
\$2,500 to \$4,999	5
\$5,000 to \$9,999	10
\$10,000 to \$49,999	11
\$50,000 to \$99,999	-
\$100,000 to \$249,999	-
\$250,000 to \$499,999	2
\$500,000 or more	4
Total farm production expenses (\$1,000)	5,637
Average per farm (\$)	102,496
Net cash farm income of operation (\$1,000)	2,737
Average per farm (\$)	49,772
Value of agricultural products sold directly to individuals for human consumption (\$1,000)	(D)
Total organic product sales (\$1,000)	-
Total income from farm-related sources, gross before taxes and expenses (\$1,000)	47

See "Census of Agriculture, Volume 1, Geographic Area Series" for complete footnotes, explanations, definitions, and methodology.
(D) Cannot be disclosed. (Z) Less than half of the unit shown.

2007 CENSUS *OF* **AGRICULTURE**

Greene County – Mississippi

Farms with Spanish, Hispanic, or Latino Operators Compared with All Farms



Data are not available at this geographic level for farms with Spanish, Hispanic, or Latino operators.



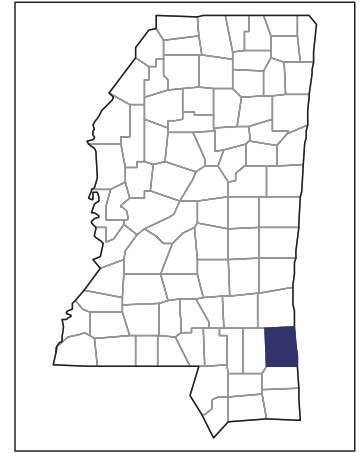
United States Department of Agriculture
National Agricultural Statistics Service

www.agcensus.usda.gov

2007 CENSUS OF AGRICULTURE

Greene County – Mississippi

Farms with American Indian or Alaska Native Operators Compared with All Farms



Data are not available at this geographic level for farms with American Indian or Alaska Native operators.



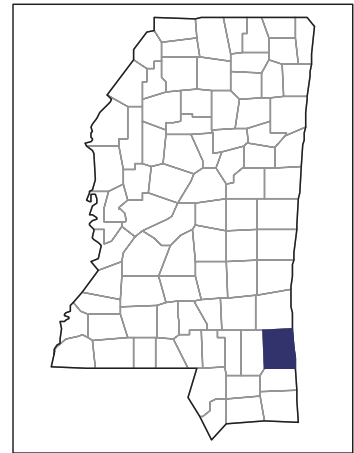
United States Department of Agriculture
National Agricultural Statistics Service

www.agcensus.usda.gov

2007 CENSUS *OF* **AGRICULTURE**

Greene County – Mississippi

**Farms with Asian Operators
Compared with All Farms**



Data are not available at this geographic level for farms with Asian operators.



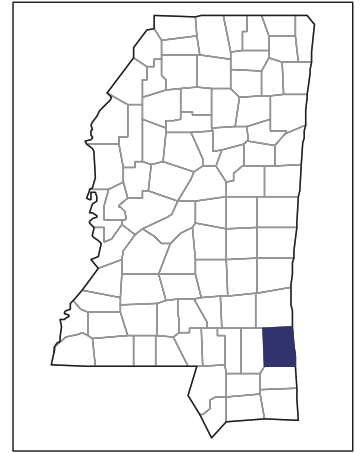
United States Department of Agriculture
National Agricultural Statistics Service

www.agcensus.usda.gov

2007 CENSUS OF AGRICULTURE

Greene County – Mississippi

Farms with Black or African American Operators Compared with All Farms



Data are not available at this geographic level for farms with Black or African American operators.



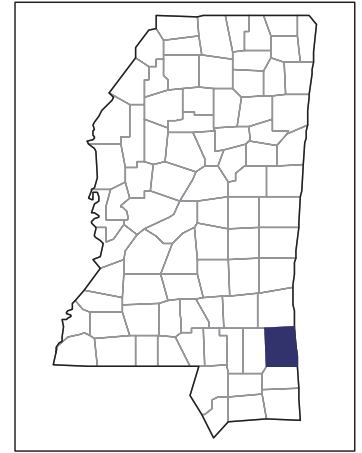
United States Department of Agriculture
National Agricultural Statistics Service

www.agcensus.usda.gov

2007 CENSUS *OF* AGRICULTURE

Greene County – Mississippi

Farms with Native Hawaiian or Other Pacific Islander Operators Compared with All Farms



Data are not available at this geographic level for farms with Native Hawaiian or Other Pacific Islander operators.



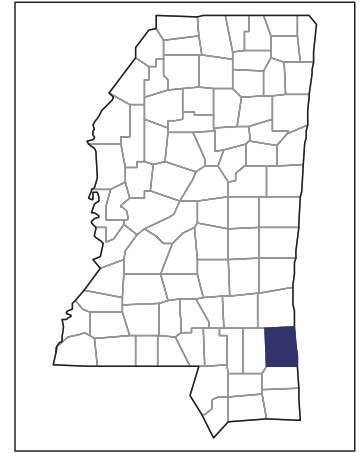
United States Department of Agriculture
National Agricultural Statistics Service

www.agcensus.usda.gov

2007 CENSUS *OF* **AGRICULTURE**

Greene County – Mississippi

**Farms with White Operators
Compared with All Farms**



Data are not available at this geographic level for farms with White operators.



United States Department of Agriculture
National Agricultural Statistics Service

www.agcensus.usda.gov

