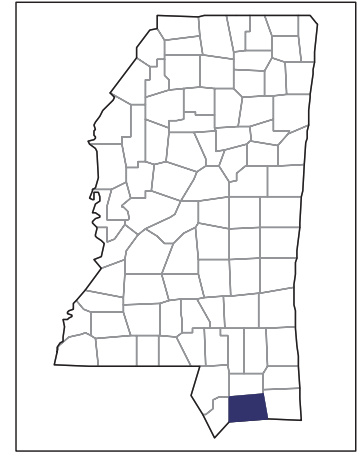


2007 CENSUS OF AGRICULTURE



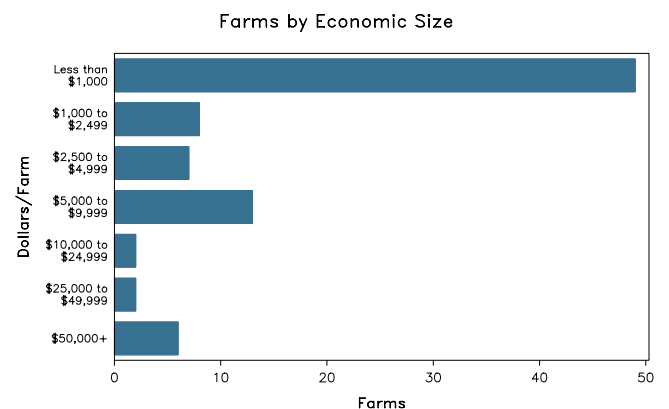
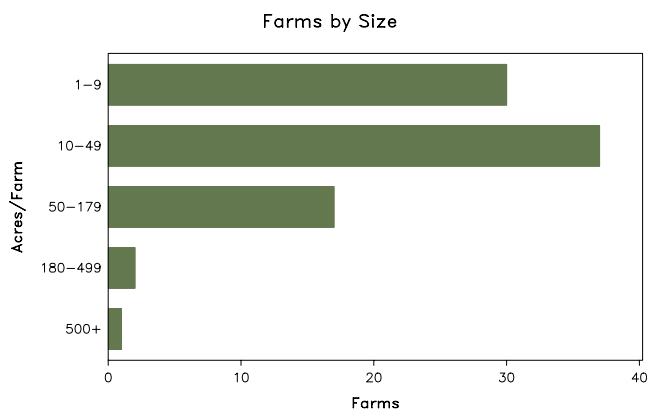
Harrison County – Mississippi

Farms with Women Principal Operators Compared with All Farms

	Women Principal Operators	All Farms
Number of Farms	87	367
Land in Farms	(D)	21,458 acres
Average Size of Farm	(D)	58 acres
Market Value of Products Sold	\$870,000	\$3,084,000
Crop Sales	\$535,000	\$1,863,000
Livestock Sales	\$334,000	\$1,221,000
Average Per Farm	\$9,995	\$8,403
Government Payments	-	\$59,000
Average Per Farm Receiving Payments	-	\$2,342

See footnotes on reverse page.

Farms with Women Principal Operators



2007 CENSUS OF AGRICULTURE

Harrison County – Mississippi Farms with Women Principal Operators

Selected Highlights

Item	Farms	Quantity
MARKET VALUE OF AGRICULTURAL PRODUCTS SOLD (\$1,000)		
Total value of agricultural products sold	87	870
Value of crops including nursery and greenhouse	23	535
Value of livestock, poultry, and their products	34	334
VALUE OF SALES BY COMMODITY GROUP (\$1,000)		
Grains, oilseeds, dry beans, and dry peas	1	(D)
Tobacco	-	-
Cotton and cottonseed	-	-
Vegetables, melons, potatoes and sweet potatoes	2	(D)
Fruits, tree nuts, and berries	11	61
Nursery, greenhouse, floriculture, and sod	8	460
Cut Christmas trees and short rotation woody crops	-	-
Other crops and hay	1	(D)
Poultry and eggs	11	(D)
Cattle and calves	9	(D)
Milk and other dairy products from cows	-	-
Hogs and pigs	1	(D)
Sheep, goats, and their products	11	2
Horses, ponies, mules, burros, and donkeys	10	203
Aquaculture	2	(D)
Other animals and other animal products	-	-
TOP CROP ITEMS (acres)		
Forage - land used for all hay and haylage, grass silage, and greenchop	6	139
Nursery stock	7	17
Pecans, all	6	15
Corn for grain	1	(D)
Land in berries	6	3
TOP LIVESTOCK INVENTORY ITEMS (number)		
Quail	1	(D)
Pheasants	1	(D)
Layers	12	(D)
Horses and ponies	44	436
Cattle and calves	24	209

Operator Characteristics

Item	Quantity
Primary occupation:	
Farming	34
Other	53
Days worked off farm:	
None	30
Any	57
Years on present farm:	
2 years or less	3
3 to 4 years	5
5 to 9 years	15
10 years or more	64
Age group:	
Under 45 years	7
45 to 64 years	61
65 years and over	19
Average age of principal operator (years)	58.4

Economic Characteristics

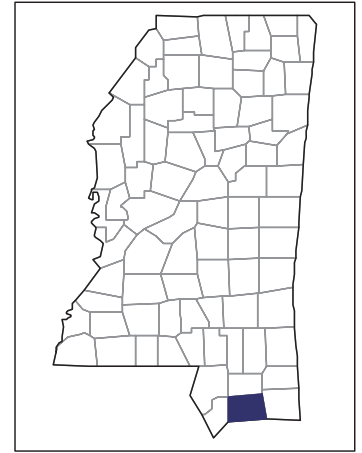
Item	Quantity
Farms by value of sales:	
Less than \$1,000	49
\$1,000 to \$2,499	8
\$2,500 to \$4,999	7
\$5,000 to \$9,999	13
\$10,000 to \$49,999	4
\$50,000 to \$99,999	3
\$100,000 to \$249,999	3
\$250,000 to \$499,999	-
\$500,000 or more	-
Total farm production expenses (\$1,000)	1,018
Average per farm (\$)	11,706
Net cash farm income of operation (\$1,000)	51
Average per farm (\$)	588
Value of agricultural products sold directly to individuals for human consumption (\$1,000)	3
Total organic product sales (\$1,000)	-
Total income from farm-related sources, gross before taxes and expenses (\$1,000)	200

See "Census of Agriculture, Volume 1, Geographic Area Series" for complete footnotes, explanations, definitions, and methodology.
(D) Cannot be disclosed. (Z) Less than half of the unit shown.

2007 CENSUS *OF* AGRICULTURE

Harrison County – Mississippi

Farms with Spanish, Hispanic, or Latino Operators Compared with All Farms



Data are not available at this geographic level for farms with Spanish, Hispanic, or Latino operators.



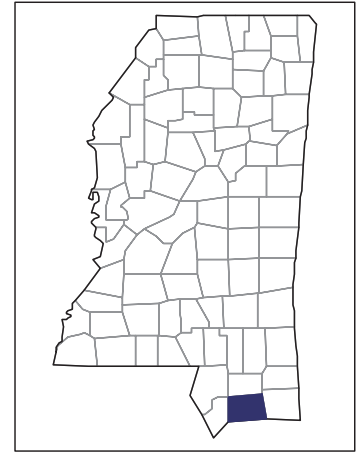
United States Department of Agriculture
National Agricultural Statistics Service

www.agcensus.usda.gov

2007 CENSUS *OF* **AGRICULTURE**

Harrison County – Mississippi

Farms with American Indian or Alaska Native Operators Compared with All Farms



Data are not available at this geographic level for farms with American Indian or Alaska Native operators.



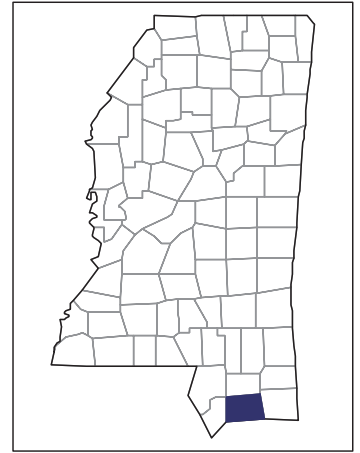
United States Department of Agriculture
National Agricultural Statistics Service

www.agcensus.usda.gov

2007 CENSUS *OF* **AGRICULTURE**

Harrison County – Mississippi

**Farms with Asian Operators
Compared with All Farms**



Data are not available at this geographic level for farms with Asian operators.



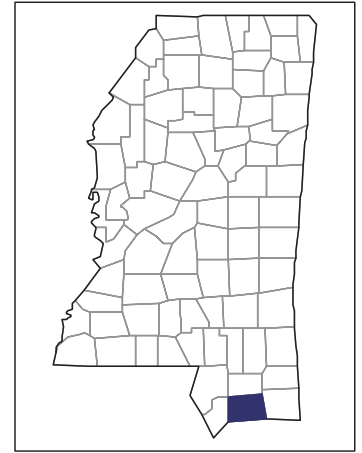
United States Department of Agriculture
National Agricultural Statistics Service

www.agcensus.usda.gov

2007 CENSUS OF AGRICULTURE

Harrison County – Mississippi

Farms with Black or African American Operators Compared with All Farms



Data are not available at this geographic level for farms with Black or African American operators.



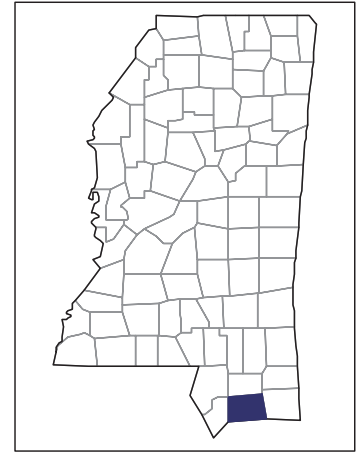
United States Department of Agriculture
National Agricultural Statistics Service

www.agcensus.usda.gov

2007 CENSUS OF AGRICULTURE

Harrison County – Mississippi

Farms with Native Hawaiian or Other Pacific Islander Operators Compared with All Farms



Data are not available at this geographic level for farms with Native Hawaiian or Other Pacific Islander operators.



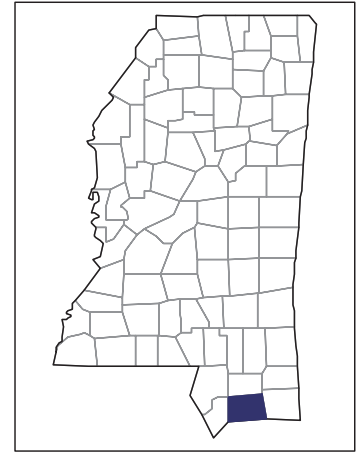
United States Department of Agriculture
National Agricultural Statistics Service

www.agcensus.usda.gov

2007 CENSUS *OF* AGRICULTURE

Harrison County – Mississippi

**Farms with White Operators
Compared with All Farms**



Data are not available at this geographic level for farms with White operators.



United States Department of Agriculture
National Agricultural Statistics Service

www.agcensus.usda.gov

