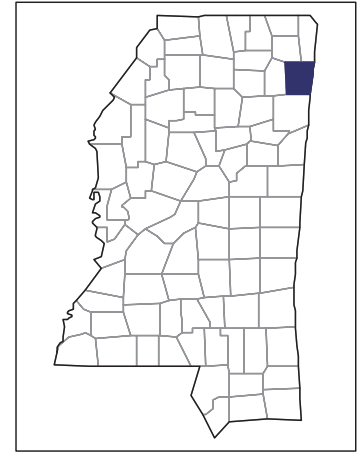


2007 CENSUS OF AGRICULTURE



Itawamba County – Mississippi

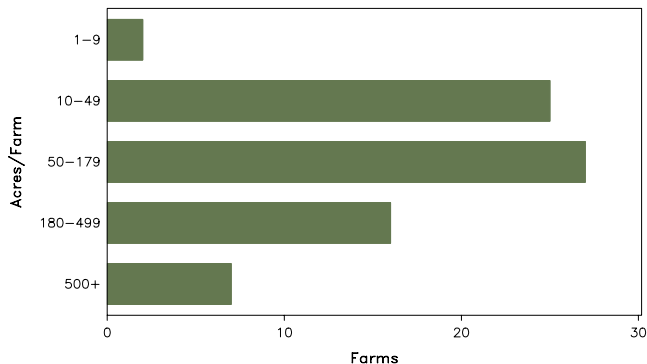
Farms with Women Principal Operators Compared with All Farms

	Women Principal Operators	All Farms
Number of Farms	77	491
Land in Farms	14,817 acres	93,332 acres
Average Size of Farm	192 acres	190 acres
Market Value of Products Sold	\$1,959,000	\$21,876,000
Crop Sales	\$58,000	\$4,604,000
Livestock Sales	\$1,901,000	\$17,271,000
Average Per Farm	\$25,440	\$44,553
Government Payments	\$135,000	\$967,000
Average Per Farm Receiving Payments	\$2,876	\$3,776

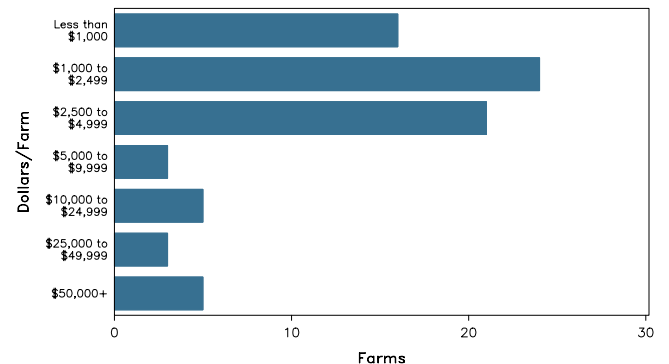
See footnotes on reverse page.

Farms with Women Principal Operators

Farms by Size



Farms by Economic Size



2007 CENSUS OF AGRICULTURE

Itawamba County – Mississippi Farms with Women Principal Operators

Selected Highlights

Item	Farms	Quantity
MARKET VALUE OF AGRICULTURAL PRODUCTS SOLD (\$1,000)		
Total value of agricultural products sold	77	1,959
Value of crops including nursery and greenhouse	10	58
Value of livestock, poultry, and their products	21	1,901
VALUE OF SALES BY COMMODITY GROUP (\$1,000)		
Grains, oilseeds, dry beans, and dry peas	1	(D)
Tobacco	-	-
Cotton and cottonseed	6	(D)
Vegetables, melons, potatoes and sweet potatoes	-	-
Fruits, tree nuts, and berries	-	-
Nursery, greenhouse, floriculture, and sod	-	-
Cut Christmas trees and short rotation woody crops	-	-
Other crops and hay	3	22
Poultry and eggs	7	(D)
Cattle and calves	12	(D)
Milk and other dairy products from cows	-	-
Hogs and pigs	-	-
Sheep, goats, and their products	2	(D)
Horses, ponies, mules, burros, and donkeys	2	(D)
Aquaculture	-	-
Other animals and other animal products	-	-
TOP CROP ITEMS (acres)		
Forage - land used for all hay and haylage, grass silage, and greenchop	10	364
Soybeans for beans	1	(D)
Cotton, all	6	72
Wheat for grain, all	1	(D)
TOP LIVESTOCK INVENTORY ITEMS (number)		
Broilers and other meat-type chickens	4	153,000
Cattle and calves	10	308
Horses and ponies	11	79
Layers	2	(D)
Goats, all	2	(D)

Operator Characteristics

Item	Quantity
Primary occupation:	
Farming	10
Other	67
Days worked off farm:	
None	25
Any	52
Years on present farm:	
2 years or less	1
3 to 4 years	11
5 to 9 years	16
10 years or more	49
Age group:	
Under 45 years	7
45 to 64 years	41
65 years and over	29
Average age of principal operator (years)	64.0

Economic Characteristics

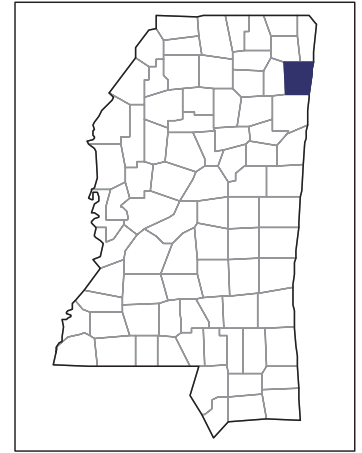
Item	Quantity
Farms by value of sales:	
Less than \$1,000	48
\$1,000 to \$2,499	10
\$2,500 to \$4,999	9
\$5,000 to \$9,999	-
\$10,000 to \$49,999	5
\$50,000 to \$99,999	-
\$100,000 to \$249,999	3
\$250,000 to \$499,999	1
\$500,000 or more	1
Total farm production expenses (\$1,000)	1,738
Average per farm (\$)	22,567
Net cash farm income of operation (\$1,000)	387
Average per farm (\$)	5,020
Value of agricultural products sold directly to individuals for human consumption (\$1,000)	-
Total organic product sales (\$1,000)	-
Total income from farm-related sources, gross before taxes and expenses (\$1,000)	30

See "Census of Agriculture, Volume 1, Geographic Area Series" for complete footnotes, explanations, definitions, and methodology.
(D) Cannot be disclosed. (Z) Less than half of the unit shown.

2007 CENSUS *OF* AGRICULTURE

Itawamba County – Mississippi

Farms with Spanish, Hispanic, or Latino Operators Compared with All Farms



Data are not available at this geographic level for farms with Spanish, Hispanic, or Latino operators.



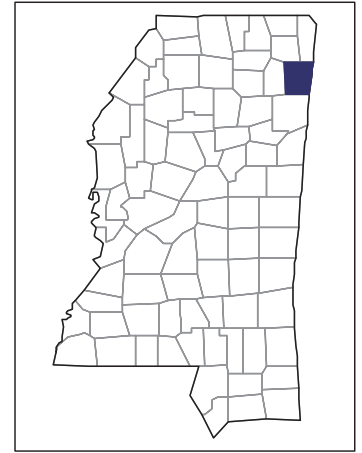
United States Department of Agriculture
National Agricultural Statistics Service

www.agcensus.usda.gov

2007 CENSUS OF AGRICULTURE

Itawamba County – Mississippi

Farms with American Indian or Alaska Native Operators Compared with All Farms



Data are not available at this geographic level for farms with American Indian or Alaska Native operators.



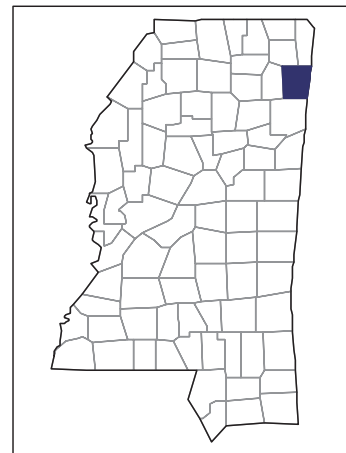
United States Department of Agriculture
National Agricultural Statistics Service

www.agcensus.usda.gov

2007 CENSUS OF AGRICULTURE

Itawamba County – Mississippi

**Farms with Asian Operators
Compared with All Farms**



Data are not available at this geographic level for farms with Asian operators.



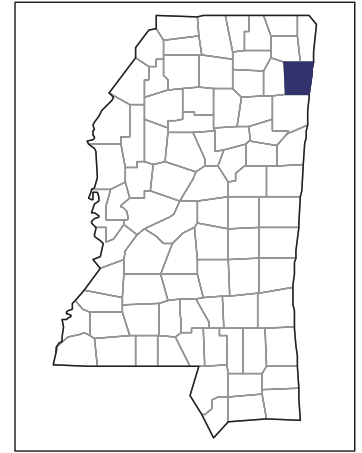
United States Department of Agriculture
National Agricultural Statistics Service

www.agcensus.usda.gov

2007 CENSUS *OF* AGRICULTURE

Itawamba County – Mississippi

**Farms with Black or African American
Operators Compared with All Farms**



Data are not available at this geographic level for farms with Black or African American operators.



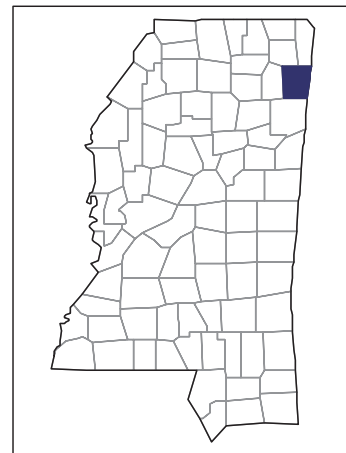
United States Department of Agriculture
National Agricultural Statistics Service

www.agcensus.usda.gov

2007 CENSUS *OF* AGRICULTURE

Itawamba County – Mississippi

Farms with Native Hawaiian or Other Pacific Islander Operators Compared with All Farms



Data are not available at this geographic level for farms with Native Hawaiian or Other Pacific Islander operators.



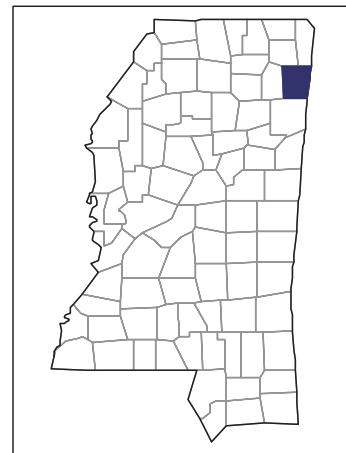
United States Department of Agriculture
National Agricultural Statistics Service

www.agcensus.usda.gov

2007 CENSUS *OF* AGRICULTURE

Itawamba County – Mississippi

**Farms with White Operators
Compared with All Farms**



Data are not available at this geographic level for farms with White operators.



United States Department of Agriculture
National Agricultural Statistics Service

www.agcensus.usda.gov

