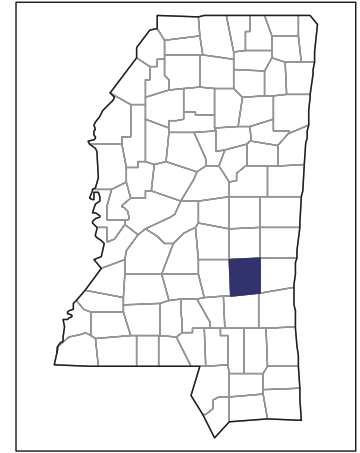


2007 CENSUS OF AGRICULTURE



Jasper County – Mississippi

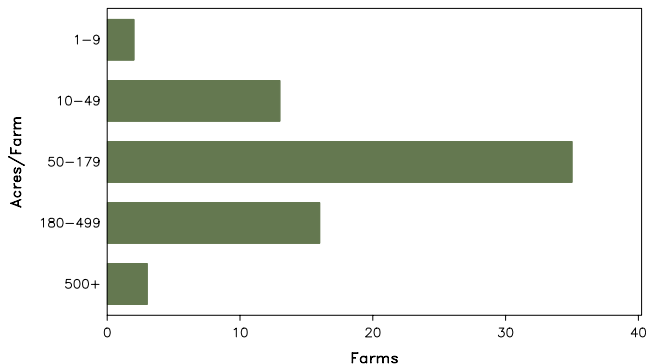
Farms with Women Principal Operators Compared with All Farms

	Women Principal Operators	All Farms
Number of Farms	69	528
Land in Farms	13,360 acres	90,723 acres
Average Size of Farm	194 acres	172 acres
Market Value of Products Sold	\$13,317,000	\$99,244,000
Crop Sales	\$140,000	\$867,000
Livestock Sales	\$13,177,000	\$98,377,000
Average Per Farm	\$193,004	\$187,962
Government Payments	\$130,000	\$627,000
Average Per Farm Receiving Payments	\$3,835	\$3,941

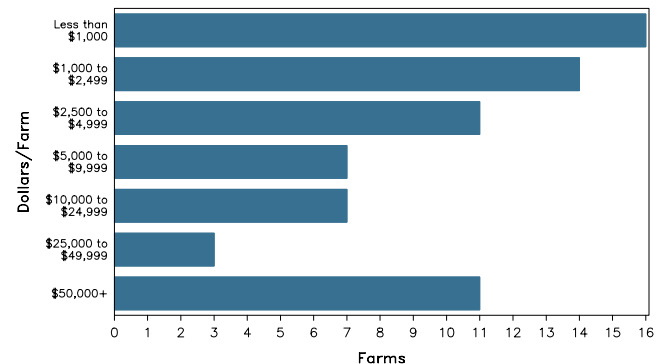
See footnotes on reverse page.

Farms with Women Principal Operators

Farms by Size



Farms by Economic Size



2007 CENSUS OF AGRICULTURE

Jasper County – Mississippi Farms with Women Principal Operators

Selected Highlights

Item	Farms	Quantity
MARKET VALUE OF AGRICULTURAL PRODUCTS SOLD (\$1,000)		
Total value of agricultural products sold	69	13,317
Value of crops including nursery and greenhouse	10	140
Value of livestock, poultry, and their products	24	13,177
VALUE OF SALES BY COMMODITY GROUP (\$1,000)		
Grains, oilseeds, dry beans, and dry peas	-	-
Tobacco	-	-
Cotton and cottonseed	-	-
Vegetables, melons, potatoes and sweet potatoes	-	-
Fruits, tree nuts, and berries	4	(D)
Nursery, greenhouse, floriculture, and sod	2	(D)
Cut Christmas trees and short rotation woody crops	1	(D)
Other crops and hay	3	8
Poultry and eggs	13	12,937
Cattle and calves	11	236
Milk and other dairy products from cows	-	-
Hogs and pigs	1	(D)
Sheep, goats, and their products	1	(D)
Horses, ponies, mules, burros, and donkeys	1	(D)
Aquaculture	-	-
Other animals and other animal products	-	-
TOP CROP ITEMS (acres)		
Forage - land used for all hay and haylage, grass silage, and greenchop	13	301
Short-rotation woody crops	2	(D)
Grapes	2	(D)
Land in berries	2	(D)
Floriculture crops, total	2	(D)
TOP LIVESTOCK INVENTORY ITEMS (number)		
Broilers and other meat-type chickens	7	761,400
Layers	5	57,104
Cattle and calves	17	659
Pullets for laying flock replacement	2	(D)
Horses and ponies	13	69

Operator Characteristics

Item	Quantity
Primary occupation:	
Farming	26
Other	43
Days worked off farm:	
None	32
Any	37
Years on present farm:	
2 years or less	2
3 to 4 years	4
5 to 9 years	14
10 years or more	49
Age group:	
Under 45 years	10
45 to 64 years	27
65 years and over	32
Average age of principal operator (years)	60.6

Economic Characteristics

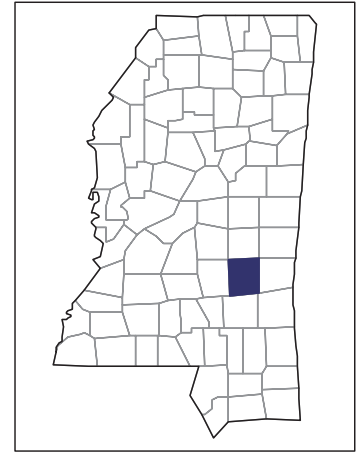
Item	Quantity
Farms by value of sales:	
Less than \$1,000	42
\$1,000 to \$2,499	2
\$2,500 to \$4,999	2
\$5,000 to \$9,999	4
\$10,000 to \$49,999	8
\$50,000 to \$99,999	-
\$100,000 to \$249,999	-
\$250,000 to \$499,999	5
\$500,000 or more	6
Total farm production expenses (\$1,000)	9,877
Average per farm (\$)	143,151
Net cash farm income of operation (\$1,000)	3,711
Average per farm (\$)	53,781
Value of agricultural products sold directly to individuals for human consumption (\$1,000)	2
Total organic product sales (\$1,000)	-
Total income from farm-related sources, gross before taxes and expenses (\$1,000)	141

See "Census of Agriculture, Volume 1, Geographic Area Series" for complete footnotes, explanations, definitions, and methodology.
(D) Cannot be disclosed. (Z) Less than half of the unit shown.

2007 CENSUS OF AGRICULTURE

Jasper County – Mississippi

Farms with Spanish, Hispanic, or Latino Operators Compared with All Farms



Data are not available at this geographic level for farms with Spanish, Hispanic, or Latino operators.



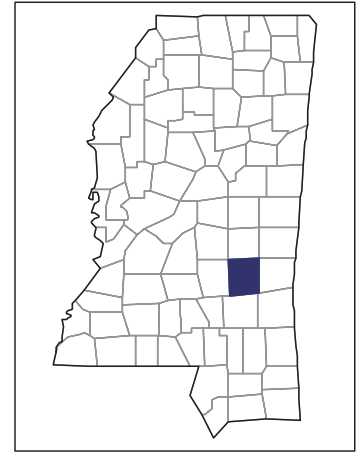
United States Department of Agriculture
National Agricultural Statistics Service

www.agcensus.usda.gov

2007 CENSUS OF AGRICULTURE

Jasper County – Mississippi

Farms with American Indian or Alaska Native Operators Compared with All Farms



Data are not available at this geographic level for farms with American Indian or Alaska Native operators.



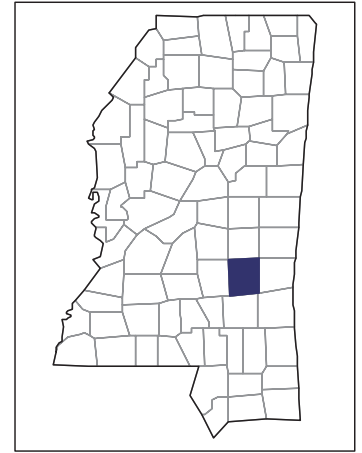
United States Department of Agriculture
National Agricultural Statistics Service

www.agcensus.usda.gov

2007 CENSUS OF AGRICULTURE

Jasper County – Mississippi

**Farms with Asian Operators
Compared with All Farms**



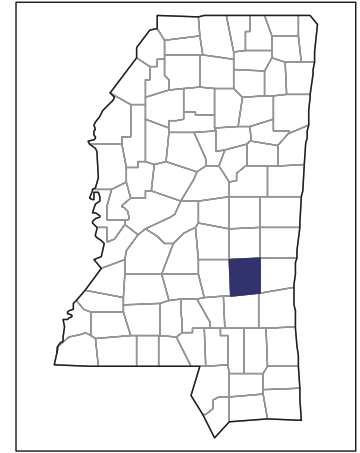
Data are not available at this geographic level for farms with Asian operators.



United States Department of Agriculture
National Agricultural Statistics Service

www.agcensus.usda.gov

2007 CENSUS OF AGRICULTURE



Jasper County – Mississippi

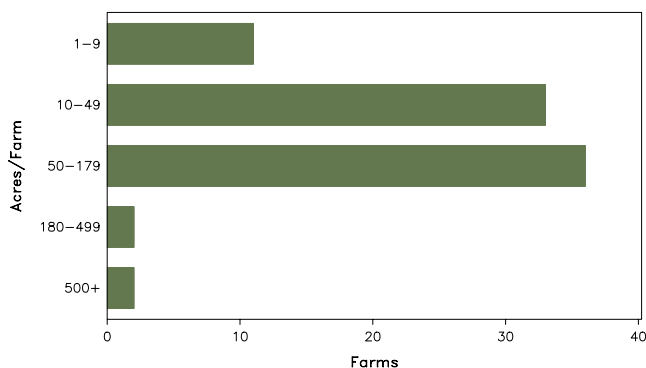
Farms with Black or African American Operators Compared with All Farms

	Black or African American Operators ²	All Farms
Number of Farm Operators ¹	123	766
Number of Farms	84	528
Land in Farms	6,875 acres	90,723 acres
Average Size of Farm	82 acres	172 acres
Market Value of Products Sold	\$3,546,000	\$99,244,000
Crop Sales	\$28,000	\$867,000
Livestock Sales	\$3,517,000	\$98,377,000
Average Per Farm	\$42,210	\$187,962
Government Payments	\$27,000	\$627,000
Average Per Farm Receiving Payments	\$1,404	\$3,941

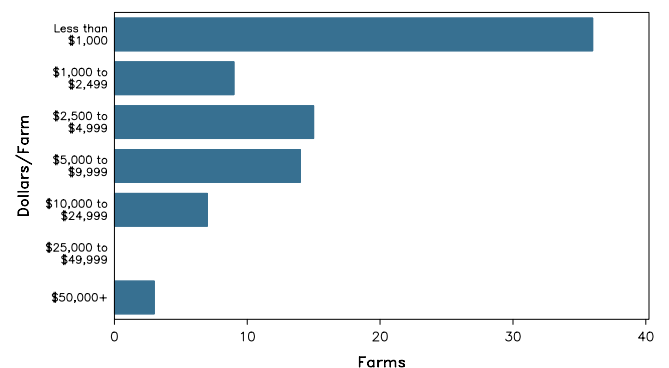
See footnotes on reverse page.

Farms with Black or African American Operators

Farms by Size



Farms by Economic Size



2007 CENSUS OF AGRICULTURE

Jasper County – Mississippi Farms with Black or African American Operators

Selected Highlights

Item	Farms	Quantity
MARKET VALUE OF AGRICULTURAL PRODUCTS SOLD (\$1,000)		
Total value of agricultural products sold	84	3,546
Value of crops including nursery and greenhouse	8	28
Value of livestock, poultry, and their products	50	3,517
VALUE OF SALES BY COMMODITY GROUP (\$1,000)		
Grains, oilseeds, dry beans, and dry peas	3	-
Tobacco	-	-
Cotton and cottonseed	-	-
Vegetables, melons, potatoes and sweet potatoes	-	-
Fruits, tree nuts, and berries	-	-
Nursery, greenhouse, floriculture, and sod	-	-
Cut Christmas trees and short rotation woody crops	-	-
Other crops and hay	5	28
Poultry and eggs	9	3,278
Cattle and calves	44	225
Milk and other dairy products from cows	2	(D)
Hogs and pigs	2	(D)
Sheep, goats, and their products	-	-
Horses, ponies, mules, burros, and donkeys	1	(D)
Aquaculture	-	-
Other animals and other animal products	-	-
TOP CROP ITEMS (acres)		
Forage - land used for all hay and haylage, grass silage, and greenchop	18	422
Corn for grain	5	19
TOP LIVESTOCK INVENTORY ITEMS (number)		
Broilers and other meat-type chickens	3	270,400
Cattle and calves	64	1,347
Layers	6	220
Horses and ponies	18	132
Goats, all	6	90

Operator Characteristics

Item	Quantity
Primary occupation:	
Farming	53
Other	70
Days worked off farm:	
None	36
Any	87
Years on present farm:	
2 years or less	11
3 to 4 years	15
5 to 9 years	24
10 years or more	73
Age group:	
Under 45 years	34
45 to 64 years	72
65 years and over	17
Average age (years)	51.9

Economic Characteristics

Item	Quantity
Farms by value of sales:	
Less than \$1,000	40
\$1,000 to \$2,499	7
\$2,500 to \$4,999	19
\$5,000 to \$9,999	8
\$10,000 to \$49,999	7
\$50,000 to \$99,999	-
\$100,000 to \$249,999	-
\$250,000 to \$499,999	-
\$500,000 or more	3
Total farm production expenses (\$1,000)	3,321
Average per farm (\$)	39,535
Net cash farm income of operation (\$1,000)	270
Average per farm (\$)	3,217
Value of agricultural products sold directly to individuals for human consumption (\$1,000)	-
Total organic product sales (\$1,000)	2
Total income from farm-related sources, gross before taxes and expenses (\$1,000)	19

See "Census of Agriculture, Volume 1, Geographic Area Series" for complete footnotes, explanations, definitions, and methodology.

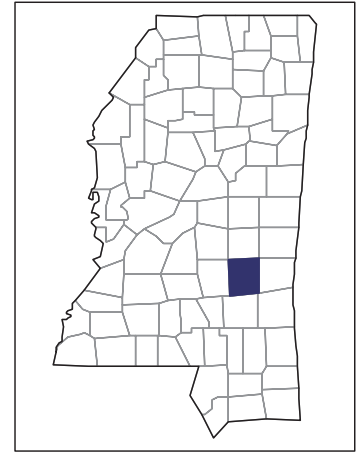
(D) Cannot be disclosed. (Z) Less than half of the unit shown.

¹ Data were collected for a maximum of three operators per farm. ² Operators reporting selected race alone or in combination with other races.

2007 CENSUS OF AGRICULTURE

Jasper County – Mississippi

Farms with Native Hawaiian or Other Pacific Islander Operators Compared with All Farms



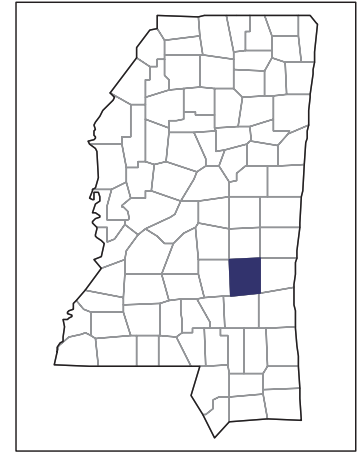
Data are not available at this geographic level for farms with Native Hawaiian or Other Pacific Islander operators.



United States Department of Agriculture
National Agricultural Statistics Service

www.agcensus.usda.gov

2007 CENSUS OF AGRICULTURE



Jasper County – Mississippi

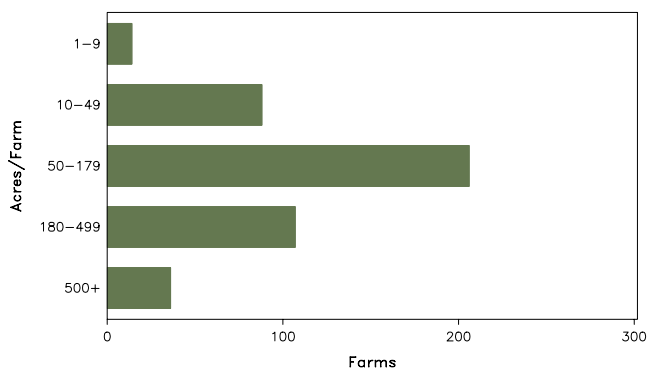
Farms with White Operators Compared with All Farms

	White Operators ²	All Farms
Number of Farm Operators ¹	641	766
Number of Farms	451	528
Land in Farms	84,484 acres	90,723 acres
Average Size of Farm	187 acres	172 acres
Market Value of Products Sold	\$96,729,000	\$99,244,000
Crop Sales	\$865,000	\$867,000
Livestock Sales	\$95,865,000	\$98,377,000
Average Per Farm	\$214,477	\$187,962
Government Payments	\$597,000	\$627,000
Average Per Farm Receiving Payments	\$4,329	\$3,941

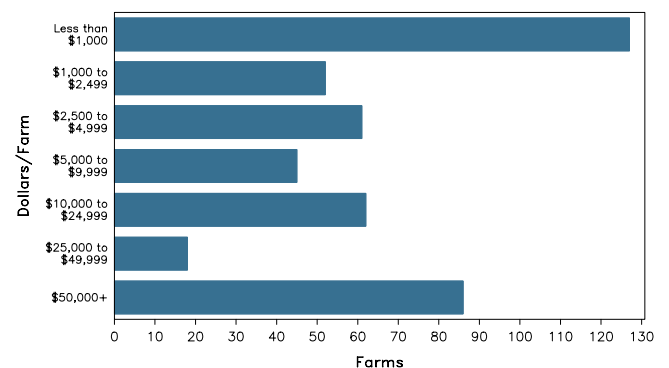
See footnotes on reverse page.

Farms with White Operators

Farms by Size



Farms by Economic Size



2007 CENSUS OF AGRICULTURE

Jasper County – Mississippi Farms with White Operators

Selected Highlights

Item	Farms	Quantity
MARKET VALUE OF AGRICULTURAL PRODUCTS SOLD (\$1,000)		
Total value of agricultural products sold	451	96,729
Value of crops including nursery and greenhouse	89	865
Value of livestock, poultry, and their products	244	95,865
VALUE OF SALES BY COMMODITY GROUP (\$1,000)		
Grains, oilseeds, dry beans, and dry peas	8	16
Tobacco	-	-
Cotton and cottonseed	-	-
Vegetables, melons, potatoes and sweet potatoes	8	225
Fruits, tree nuts, and berries	8	(D)
Nursery, greenhouse, floriculture, and sod	2	(D)
Cut Christmas trees and short rotation woody crops	2	(D)
Other crops and hay	61	410
Poultry and eggs	82	92,566
Cattle and calves	177	3,231
Milk and other dairy products from cows	2	(D)
Hogs and pigs	9	(D)
Sheep, goats, and their products	7	3
Horses, ponies, mules, burros, and donkeys	17	(D)
Aquaculture	2	(D)
Other animals and other animal products	4	(D)
TOP CROP ITEMS (acres)		
Forage - land used for all hay and haylage, grass silage, and greenchop	178	8,045
Short-rotation woody crops	8	715
Soybeans for beans	2	(D)
Grapes	2	(D)
Corn for grain	6	75
TOP LIVESTOCK INVENTORY ITEMS (number)		
Broilers and other meat-type chickens	62	5,976,629
Layers	19	178,460
Pullets for laying flock replacement	8	(D)
Cattle and calves	209	12,095
Quail	1	(D)

Operator Characteristics

Item	Quantity
Primary occupation:	
Farming	239
Other	402
Days worked off farm:	
None	213
Any	428
Years on present farm:	
2 years or less	34
3 to 4 years	32
5 to 9 years	116
10 years or more	459
Age group:	
Under 45 years	147
45 to 64 years	344
65 years and over	150
Average age (years)	54.6

Economic Characteristics

Item	Quantity
Farms by value of sales:	
Less than \$1,000	194
\$1,000 to \$2,499	23
\$2,500 to \$4,999	43
\$5,000 to \$9,999	38
\$10,000 to \$49,999	67
\$50,000 to \$99,999	11
\$100,000 to \$249,999	4
\$250,000 to \$499,999	9
\$500,000 or more	62
Total farm production expenses (\$1,000)	78,757
Average per farm (\$)	174,627
Net cash farm income of operation (\$1,000)	19,354
Average per farm (\$)	42,913
Value of agricultural products sold directly to individuals for human consumption (\$1,000)	12
Total organic product sales (\$1,000)	-
Total income from farm-related sources, gross before taxes and expenses (\$1,000)	784

See "Census of Agriculture, Volume 1, Geographic Area Series" for complete footnotes, explanations, definitions, and methodology.

(D) Cannot be disclosed. (Z) Less than half of the unit shown.

¹ Data were collected for a maximum of three operators per farm. ² Operators reporting selected race alone or in combination with other races.