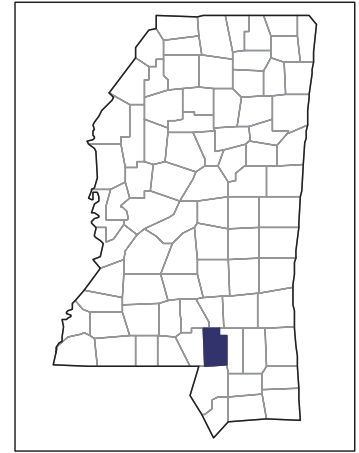


2007 CENSUS OF AGRICULTURE



Lamar County – Mississippi

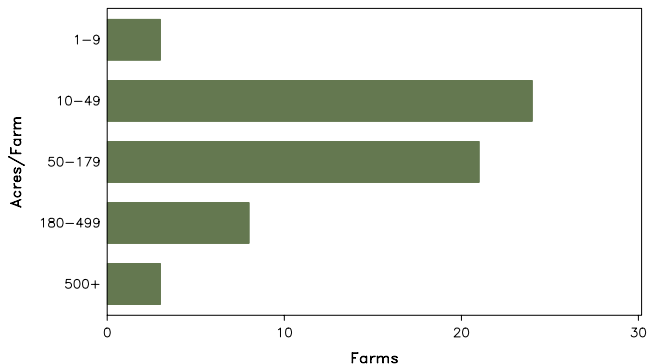
Farms with Women Principal Operators Compared with All Farms

	Women Principal Operators	All Farms
Number of Farms	59	500
Land in Farms	7,458 acres	73,065 acres
Average Size of Farm	126 acres	146 acres
Market Value of Products Sold	\$3,893,000	\$21,812,000
Crop Sales	\$720,000	\$3,726,000
Livestock Sales	\$3,173,000	\$18,086,000
Average Per Farm	\$65,989	\$43,624
Government Payments	\$123,000	\$1,080,000
Average Per Farm Receiving Payments	\$7,661	\$9,395

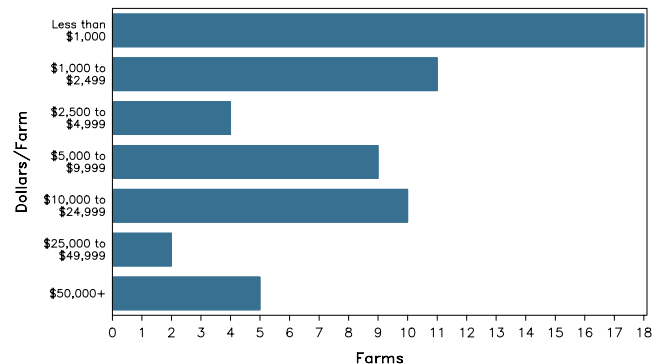
See footnotes on reverse page.

Farms with Women Principal Operators

Farms by Size



Farms by Economic Size



2007 CENSUS OF AGRICULTURE

Lamar County – Mississippi Farms with Women Principal Operators

Selected Highlights

Item	Farms	Quantity
MARKET VALUE OF AGRICULTURAL PRODUCTS SOLD (\$1,000)		
Total value of agricultural products sold	59	3,893
Value of crops including nursery and greenhouse	7	720
Value of livestock, poultry, and their products	34	3,173
VALUE OF SALES BY COMMODITY GROUP (\$1,000)		
Grains, oilseeds, dry beans, and dry peas	-	-
Tobacco	-	-
Cotton and cottonseed	-	-
Vegetables, melons, potatoes and sweet potatoes	-	-
Fruits, tree nuts, and berries	5	(D)
Nursery, greenhouse, floriculture, and sod	-	-
Cut Christmas trees and short rotation woody crops	-	-
Other crops and hay	2	(D)
Poultry and eggs	15	(D)
Cattle and calves	15	111
Milk and other dairy products from cows	-	-
Hogs and pigs	2	(D)
Sheep, goats, and their products	8	22
Horses, ponies, mules, burros, and donkeys	6	36
Aquaculture	-	-
Other animals and other animal products	3	(D)
TOP CROP ITEMS (acres)		
Forage - land used for all hay and haylage, grass silage, and greenchop	11	295
Land in berries	5	72
TOP LIVESTOCK INVENTORY ITEMS (number)		
Broilers and other meat-type chickens	3	261,000
Quail	2	(D)
Cattle and calves	22	540
Layers	14	481
Ducks	8	322

Operator Characteristics

Item	Quantity
Primary occupation:	
Farming	25
Other	34
Days worked off farm:	
None	31
Any	28
Years on present farm:	
2 years or less	2
3 to 4 years	5
5 to 9 years	17
10 years or more	35
Age group:	
Under 45 years	10
45 to 64 years	26
65 years and over	23
Average age of principal operator (years)	60.5

Economic Characteristics

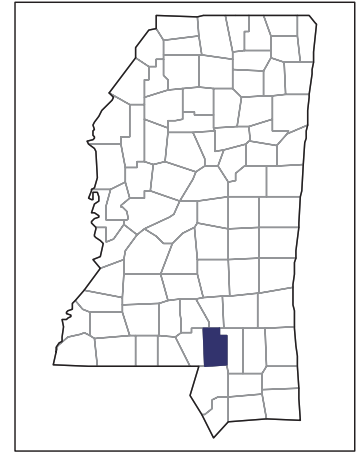
Item	Quantity
Farms by value of sales:	
Less than \$1,000	27
\$1,000 to \$2,499	11
\$2,500 to \$4,999	4
\$5,000 to \$9,999	3
\$10,000 to \$49,999	9
\$50,000 to \$99,999	-
\$100,000 to \$249,999	-
\$250,000 to \$499,999	2
\$500,000 or more	3
Total farm production expenses (\$1,000)	3,547
Average per farm (\$)	60,122
Net cash farm income of operation (\$1,000)	574
Average per farm (\$)	9,724
Value of agricultural products sold directly to individuals for human consumption (\$1,000)	(D)
Total organic product sales (\$1,000)	-
Total income from farm-related sources, gross before taxes and expenses (\$1,000)	105

See "Census of Agriculture, Volume 1, Geographic Area Series" for complete footnotes, explanations, definitions, and methodology.
(D) Cannot be disclosed. (Z) Less than half of the unit shown.

2007 CENSUS OF AGRICULTURE

Lamar County – Mississippi

Farms with Spanish, Hispanic, or Latino Operators Compared with All Farms



Data are not available at this geographic level for farms with Spanish, Hispanic, or Latino operators.



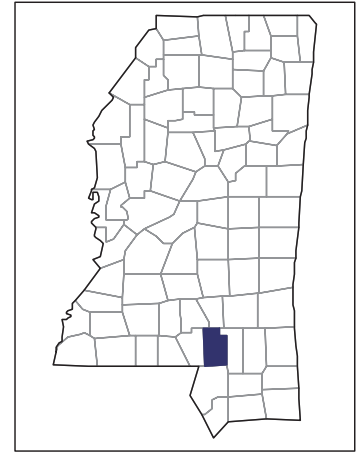
United States Department of Agriculture
National Agricultural Statistics Service

www.agcensus.usda.gov

2007 CENSUS OF AGRICULTURE

Lamar County – Mississippi

Farms with American Indian or Alaska Native Operators Compared with All Farms



Data are not available at this geographic level for farms with American Indian or Alaska Native operators.



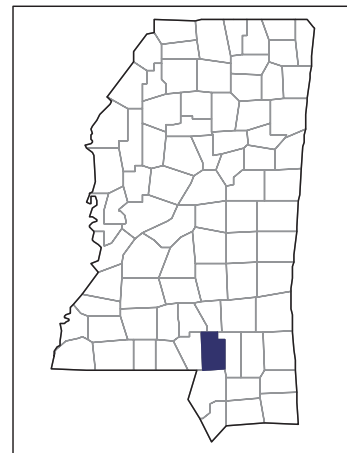
United States Department of Agriculture
National Agricultural Statistics Service

www.agcensus.usda.gov

2007 CENSUS *OF* **AGRICULTURE**

Lamar County – Mississippi

**Farms with Asian Operators
Compared with All Farms**



Data are not available at this geographic level for farms with Asian operators.



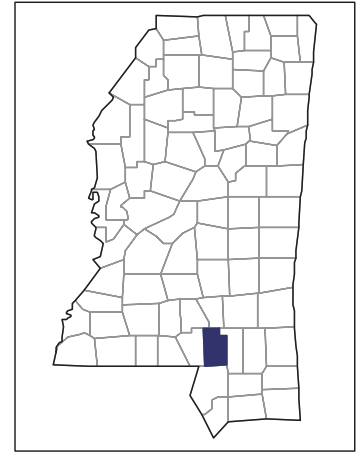
United States Department of Agriculture
National Agricultural Statistics Service

www.agcensus.usda.gov

2007 CENSUS OF AGRICULTURE

Lamar County – Mississippi

Farms with Black or African American Operators Compared with All Farms



Data are not available at this geographic level for farms with Black or African American operators.



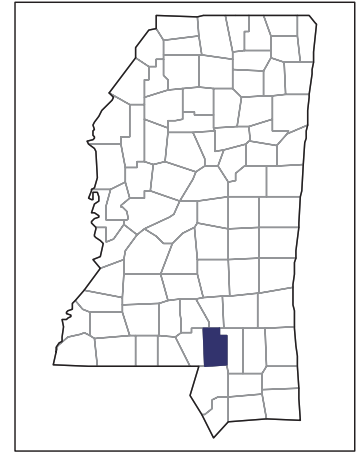
United States Department of Agriculture
National Agricultural Statistics Service

www.agcensus.usda.gov

2007 CENSUS *OF* **AGRICULTURE**

Lamar County – Mississippi

Farms with Native Hawaiian or Other Pacific Islander Operators Compared with All Farms



Data are not available at this geographic level for farms with Native Hawaiian or Other Pacific Islander operators.



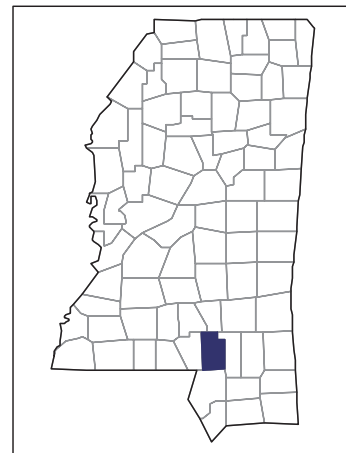
United States Department of Agriculture
National Agricultural Statistics Service

www.agcensus.usda.gov

2007 CENSUS OF AGRICULTURE

Lamar County – Mississippi

Farms with White Operators
Compared with All Farms



Data are not available at this geographic level for farms with White operators.



United States Department of Agriculture
National Agricultural Statistics Service

www.agcensus.usda.gov

