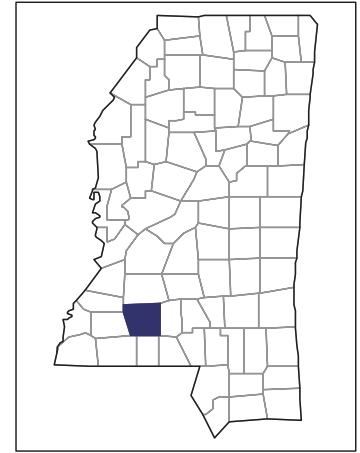


2007 CENSUS OF AGRICULTURE



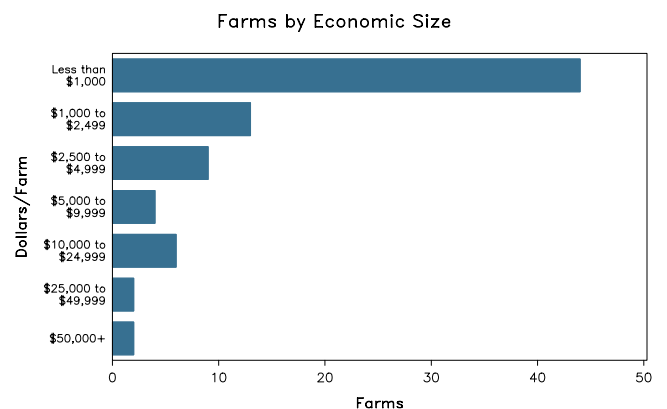
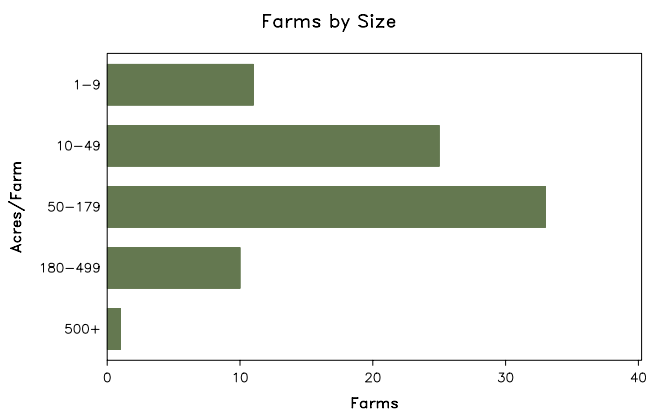
Lincoln County – Mississippi

Farms with Women Principal Operators Compared with All Farms

	Women Principal Operators	All Farms
Number of Farms	80	725
Land in Farms	7,828 acres	124,561 acres
Average Size of Farm	98 acres	172 acres
Market Value of Products Sold	\$669,000	\$54,729,000
Crop Sales	\$472,000	\$2,659,000
Livestock Sales	\$197,000	\$52,071,000
Average Per Farm	\$8,361	\$75,489
Government Payments	\$18,000	\$647,000
Average Per Farm Receiving Payments	\$1,365	\$4,794

See footnotes on reverse page.

Farms with Women Principal Operators



2007 CENSUS OF AGRICULTURE

Lincoln County – Mississippi Farms with Women Principal Operators

Selected Highlights

Item	Farms	Quantity
MARKET VALUE OF AGRICULTURAL PRODUCTS SOLD (\$1,000)		
Total value of agricultural products sold	80	669
Value of crops including nursery and greenhouse	9	472
Value of livestock, poultry, and their products	31	197
VALUE OF SALES BY COMMODITY GROUP (\$1,000)		
Grains, oilseeds, dry beans, and dry peas	-	-
Tobacco	-	-
Cotton and cottonseed	-	-
Vegetables, melons, potatoes and sweet potatoes	-	-
Fruits, tree nuts, and berries	1	(D)
Nursery, greenhouse, floriculture, and sod	2	(D)
Cut Christmas trees and short rotation woody crops	-	-
Other crops and hay	7	15
Poultry and eggs	7	(D)
Cattle and calves	20	158
Milk and other dairy products from cows	-	-
Hogs and pigs	-	-
Sheep, goats, and their products	5	(D)
Horses, ponies, mules, burros, and donkeys	4	32
Aquaculture	-	-
Other animals and other animal products	2	(D)
TOP CROP ITEMS (acres)		
Forage - land used for all hay and haylage, grass silage, and greenchop	12	469
Short-rotation woody crops	1	(D)
Pecans, all	1	(D)
Nursery stock	2	(D)
TOP LIVESTOCK INVENTORY ITEMS (number)		
Cattle and calves	27	699
Layers	7	302
Horses and ponies	20	128
Goats, all	6	89
Pheasants	3	27

Operator Characteristics

Item	Quantity
Primary occupation:	
Farming	23
Other	57
Days worked off farm:	
None	34
Any	46
Years on present farm:	
2 years or less	5
3 to 4 years	3
5 to 9 years	19
10 years or more	53
Age group:	
Under 45 years	10
45 to 64 years	34
65 years and over	36
Average age of principal operator (years)	61.1

Economic Characteristics

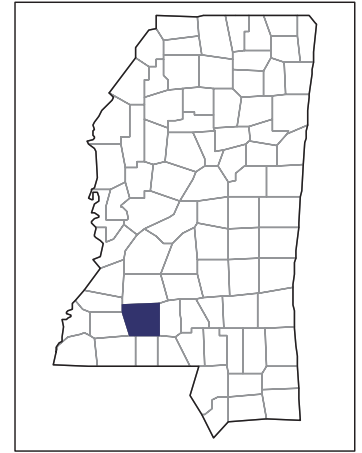
Item	Quantity
Farms by value of sales:	
Less than \$1,000	49
\$1,000 to \$2,499	10
\$2,500 to \$4,999	7
\$5,000 to \$9,999	5
\$10,000 to \$49,999	7
\$50,000 to \$99,999	-
\$100,000 to \$249,999	2
\$250,000 to \$499,999	-
\$500,000 or more	-
Total farm production expenses (\$1,000)	849
Average per farm (\$)	10,612
Net cash farm income of operation (\$1,000)	-125
Average per farm (\$)	-1,560
Value of agricultural products sold directly to individuals for human consumption (\$1,000)	-
Total organic product sales (\$1,000)	-
Total income from farm-related sources, gross before taxes and expenses (\$1,000)	37

See "Census of Agriculture, Volume 1, Geographic Area Series" for complete footnotes, explanations, definitions, and methodology.
(D) Cannot be disclosed. (Z) Less than half of the unit shown.

2007 CENSUS *OF* **AGRICULTURE**

Lincoln County – Mississippi

Farms with Spanish, Hispanic, or Latino Operators Compared with All Farms



Data are not available at this geographic level for farms with Spanish, Hispanic, or Latino operators.



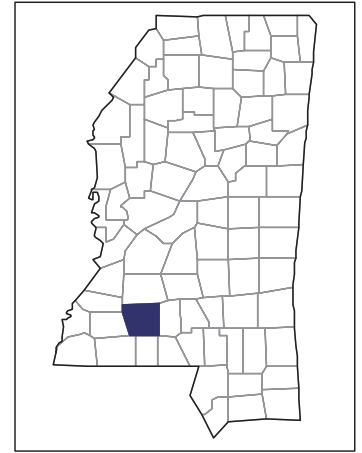
United States Department of Agriculture
National Agricultural Statistics Service

www.agcensus.usda.gov

2007 CENSUS OF AGRICULTURE

Lincoln County – Mississippi

Farms with American Indian or Alaska Native Operators Compared with All Farms



Data are not available at this geographic level for farms with American Indian or Alaska Native operators.



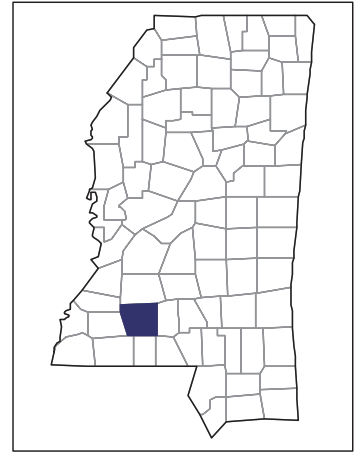
United States Department of Agriculture
National Agricultural Statistics Service

www.agcensus.usda.gov

2007 CENSUS *OF* AGRICULTURE

Lincoln County – Mississippi

**Farms with Asian Operators
Compared with All Farms**



Data are not available at this geographic level for farms with Asian operators.



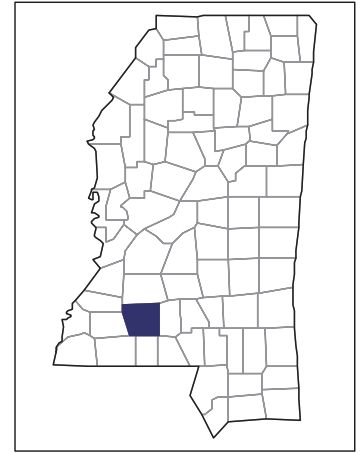
United States Department of Agriculture
National Agricultural Statistics Service

www.agcensus.usda.gov

2007 CENSUS OF AGRICULTURE

Lincoln County – Mississippi

Farms with Black or African American Operators Compared with All Farms



Data are not available at this geographic level for farms with Black or African American operators.



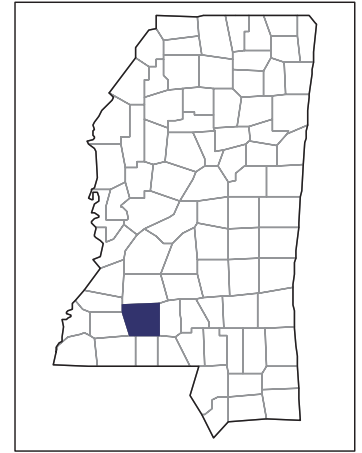
United States Department of Agriculture
National Agricultural Statistics Service

www.agcensus.usda.gov

2007 CENSUS OF AGRICULTURE

Lincoln County – Mississippi

Farms with Native Hawaiian or Other Pacific Islander Operators Compared with All Farms



Data are not available at this geographic level for farms with Native Hawaiian or Other Pacific Islander operators.



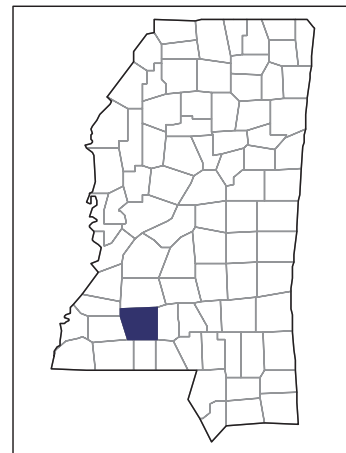
United States Department of Agriculture
National Agricultural Statistics Service

www.agcensus.usda.gov

2007 CENSUS OF AGRICULTURE

Lincoln County – Mississippi

**Farms with White Operators
Compared with All Farms**



Data are not available at this geographic level for farms with White operators.



United States Department of Agriculture
National Agricultural Statistics Service

www.agcensus.usda.gov

