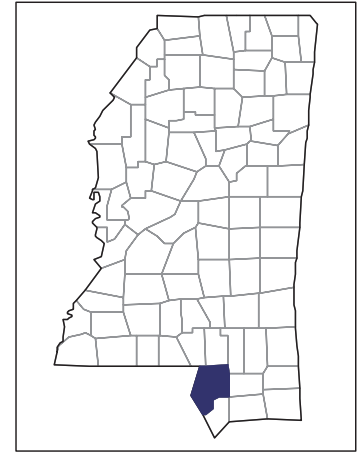


# 2007 CENSUS OF AGRICULTURE



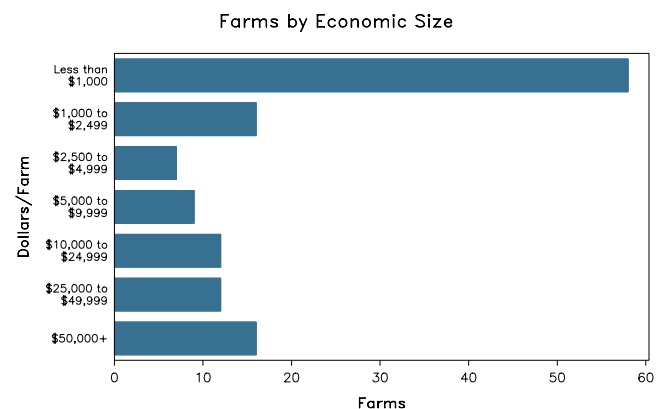
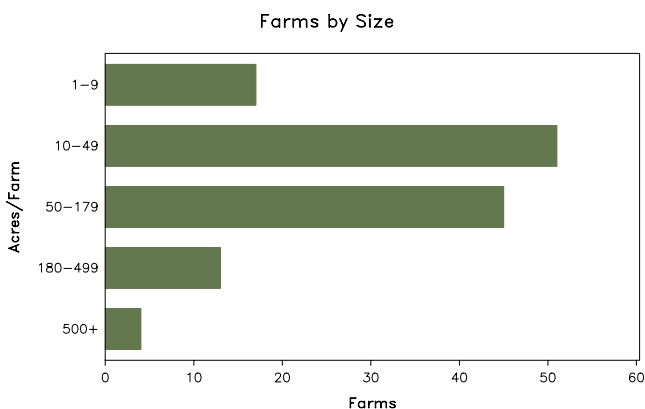
## Pearl River County – Mississippi

### Farms with Women Principal Operators Compared with All Farms

	Women Principal Operators	All Farms
<b>Number of Farms</b>	130	878
<b>Land in Farms</b>	21,831 acres	135,676 acres
<b>Average Size of Farm</b>	168 acres	155 acres
<b>Market Value of Products Sold</b>	\$3,709,000	\$20,791,000
Crop Sales	\$969,000	\$9,075,000
Livestock Sales	\$2,741,000	\$11,715,000
Average Per Farm	\$28,532	\$23,679
<b>Government Payments</b>	\$268,000	\$2,159,000
Average Per Farm Receiving Payments	\$13,390	\$12,773

See footnotes on reverse page.

### Farms with Women Principal Operators



# 2007 CENSUS OF AGRICULTURE

## Pearl River County – Mississippi Farms with Women Principal Operators

### Selected Highlights

Item	Farms	Quantity
<b>MARKET VALUE OF AGRICULTURAL PRODUCTS SOLD (\$1,000)</b>		
Total value of agricultural products sold	130	3,709
Value of crops including nursery and greenhouse	24	969
Value of livestock, poultry, and their products	56	2,741
<b>VALUE OF SALES BY COMMODITY GROUP (\$1,000)</b>		
Grains, oilseeds, dry beans, and dry peas	4	(D)
Tobacco	-	-
Cotton and cottonseed	-	-
Vegetables, melons, potatoes and sweet potatoes	5	(D)
Fruits, tree nuts, and berries	14	(D)
Nursery, greenhouse, floriculture, and sod	2	(D)
Cut Christmas trees and short rotation woody crops	-	-
Other crops and hay	6	41
Poultry and eggs	10	(D)
Cattle and calves	34	2,509
Milk and other dairy products from cows	2	(D)
Hogs and pigs	-	-
Sheep, goats, and their products	6	(D)
Horses, ponies, mules, burros, and donkeys	9	13
Aquaculture	-	-
Other animals and other animal products	2	(D)
<b>TOP CROP ITEMS (acres)</b>		
Forage - land used for all hay and haylage, grass silage, and greenchop	20	880
Corn for grain	4	(D)
Land in berries	11	27
Pecans, all	3	20
Vegetables harvested for sale	5	13
<b>TOP LIVESTOCK INVENTORY ITEMS (number)</b>		
Quail	1	(D)
Cattle and calves	50	4,698
Horses and ponies	61	452
Goats, all	13	365
Layers	16	214

### Operator Characteristics

Item	Quantity
Primary occupation:	
Farming	63
Other	67
Days worked off farm:	
None	65
Any	65
Years on present farm:	
2 years or less	10
3 to 4 years	21
5 to 9 years	23
10 years or more	76
Age group:	
Under 45 years	19
45 to 64 years	75
65 years and over	36
Average age of principal operator (years)	57.3

### Economic Characteristics

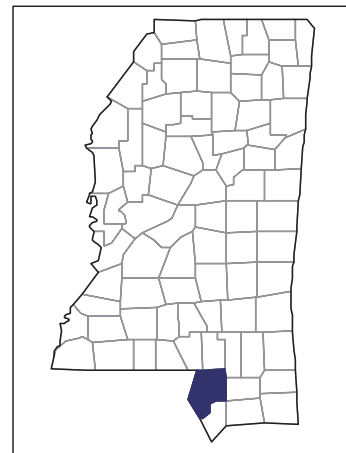
Item	Quantity
Farms by value of sales:	
Less than \$1,000	70
\$1,000 to \$2,499	11
\$2,500 to \$4,999	7
\$5,000 to \$9,999	9
\$10,000 to \$49,999	18
\$50,000 to \$99,999	7
\$100,000 to \$249,999	2
\$250,000 to \$499,999	5
\$500,000 or more	1
Total farm production expenses (\$1,000)	4,308
Average per farm (\$)	33,140
Net cash farm income of operation (\$1,000)	-282
Average per farm (\$)	-2,171
Value of agricultural products sold directly to individuals for human consumption (\$1,000)	(D)
Total organic product sales (\$1,000)	-
Total income from farm-related sources, gross before taxes and expenses (\$1,000)	49

See "Census of Agriculture, Volume 1, Geographic Area Series" for complete footnotes, explanations, definitions, and methodology.  
(D) Cannot be disclosed. (Z) Less than half of the unit shown.

# 2007 CENSUS OF AGRICULTURE

## Pearl River County – Mississippi

### Farms with Spanish, Hispanic, or Latino Operators Compared with All Farms



Data are not available at this geographic level for farms with Spanish, Hispanic, or Latino operators.



United States Department of Agriculture  
National Agricultural Statistics Service

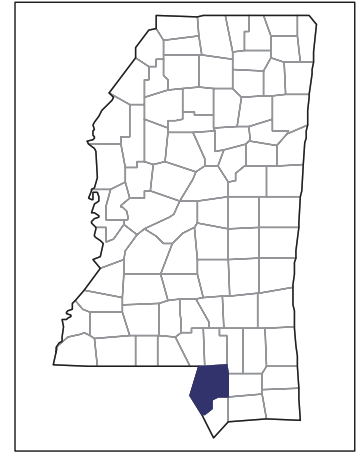
[www.agcensus.usda.gov](http://www.agcensus.usda.gov)



# 2007 CENSUS *OF* AGRICULTURE

## Pearl River County – Mississippi

### Farms with American Indian or Alaska Native Operators Compared with All Farms



Data are not available at this geographic level for farms with American Indian or Alaska Native operators.



United States Department of Agriculture  
National Agricultural Statistics Service

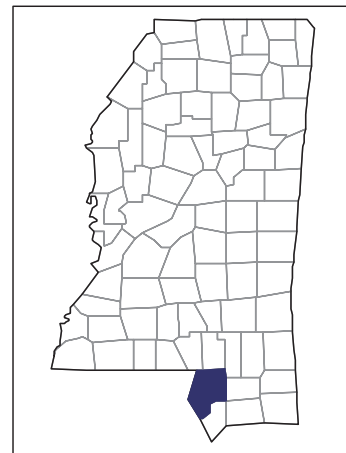
[www.agcensus.usda.gov](http://www.agcensus.usda.gov)



# 2007 CENSUS *OF* **AGRICULTURE**

**Pearl River County – Mississippi**

**Farms with Asian Operators  
Compared with All Farms**



**Data are not available at this geographic level for farms with Asian operators.**



United States Department of Agriculture  
National Agricultural Statistics Service

[www.agcensus.usda.gov](http://www.agcensus.usda.gov)

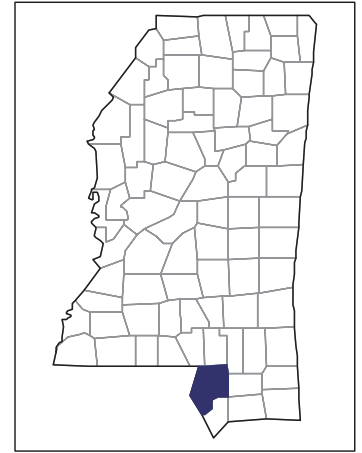




# 2007 CENSUS OF AGRICULTURE

## Pearl River County – Mississippi

### Farms with Black or African American Operators Compared with All Farms



Data are not available at this geographic level for farms with Black or African American operators.



United States Department of Agriculture  
National Agricultural Statistics Service

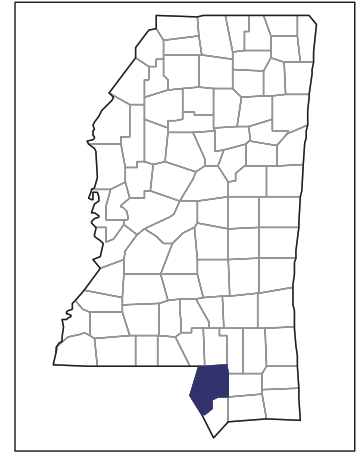
[www.agcensus.usda.gov](http://www.agcensus.usda.gov)



# 2007 CENSUS *OF* AGRICULTURE

## Pearl River County – Mississippi

### Farms with Native Hawaiian or Other Pacific Islander Operators Compared with All Farms



Data are not available at this geographic level for farms with Native Hawaiian or Other Pacific Islander operators.



United States Department of Agriculture  
National Agricultural Statistics Service

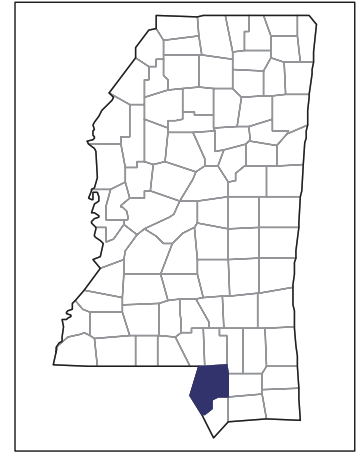
[www.agcensus.usda.gov](http://www.agcensus.usda.gov)



# 2007 CENSUS *OF* AGRICULTURE

**Pearl River County – Mississippi**

**Farms with White Operators  
Compared with All Farms**



**Data are not available at this geographic level for farms with White operators.**



United States Department of Agriculture  
National Agricultural Statistics Service

[www.agcensus.usda.gov](http://www.agcensus.usda.gov)

