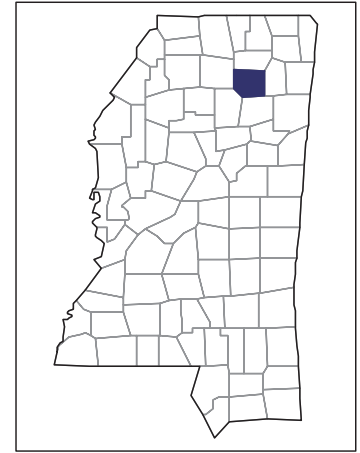


2007 CENSUS OF AGRICULTURE



Pontotoc County – Mississippi

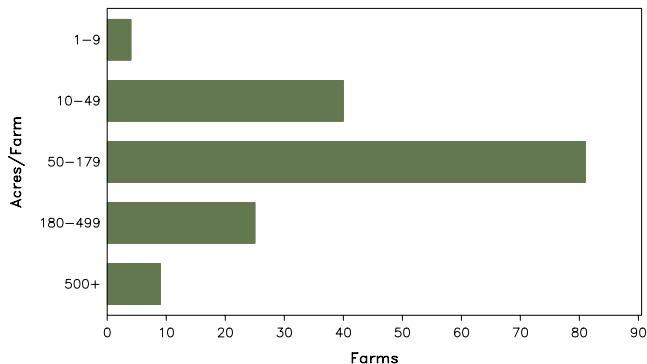
Farms with Women Principal Operators Compared with All Farms

	Women Principal Operators	All Farms
Number of Farms	159	919
Land in Farms	22,561 acres	145,796 acres
Average Size of Farm	142 acres	159 acres
Market Value of Products Sold	\$1,848,000	\$17,569,000
Crop Sales	\$386,000	\$8,080,000
Livestock Sales	\$1,462,000	\$9,489,000
Average Per Farm	\$11,620	\$19,117
Government Payments	\$374,000	\$2,506,000
Average Per Farm Receiving Payments	\$2,730	\$4,435

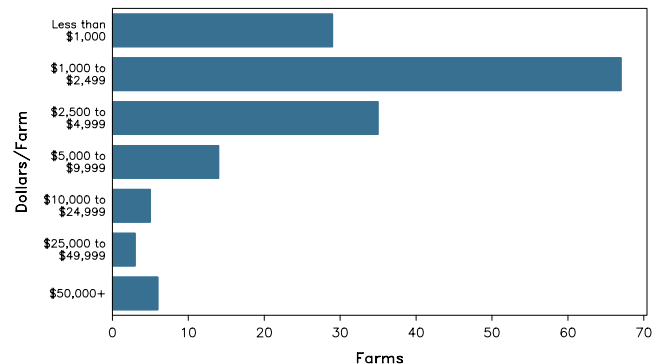
See footnotes on reverse page.

Farms with Women Principal Operators

Farms by Size



Farms by Economic Size



2007 CENSUS OF AGRICULTURE

Pontotoc County – Mississippi Farms with Women Principal Operators

Selected Highlights

Item	Farms	Quantity
MARKET VALUE OF AGRICULTURAL PRODUCTS SOLD (\$1,000)		
Total value of agricultural products sold	159	1,848
Value of crops including nursery and greenhouse	22	386
Value of livestock, poultry, and their products	16	1,462
VALUE OF SALES BY COMMODITY GROUP (\$1,000)		
Grains, oilseeds, dry beans, and dry peas	9	300
Tobacco	-	-
Cotton and cottonseed	-	-
Vegetables, melons, potatoes and sweet potatoes	-	-
Fruits, tree nuts, and berries	2	(D)
Nursery, greenhouse, floriculture, and sod	-	-
Cut Christmas trees and short rotation woody crops	-	-
Other crops and hay	12	(D)
Poultry and eggs	3	(D)
Cattle and calves	8	(D)
Milk and other dairy products from cows	2	(D)
Hogs and pigs	2	(D)
Sheep, goats, and their products	3	1
Horses, ponies, mules, burros, and donkeys	2	(D)
Aquaculture	-	-
Other animals and other animal products	-	-
TOP CROP ITEMS (acres)		
Soybeans for beans	9	929
Forage - land used for all hay and haylage, grass silage, and greenchop	20	859
Corn for grain	3	293
Pecans, all	2	(D)
TOP LIVESTOCK INVENTORY ITEMS (number)		
Broilers and other meat-type chickens	1	(D)
Cattle and calves	12	725
Horses and ponies	17	137
Goats, all	6	54
Layers	2	(D)

Operator Characteristics

Item	Quantity
Primary occupation:	
Farming	23
Other	136
Days worked off farm:	
None	97
Any	62
Years on present farm:	
2 years or less	10
3 to 4 years	16
5 to 9 years	31
10 years or more	102
Age group:	
Under 45 years	8
45 to 64 years	58
65 years and over	93
Average age of principal operator (years)	67.9

Economic Characteristics

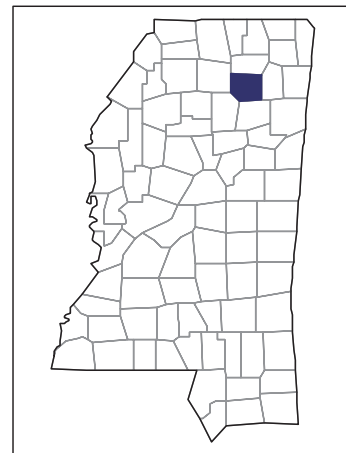
Item	Quantity
Farms by value of sales:	
Less than \$1,000	129
\$1,000 to \$2,499	9
\$2,500 to \$4,999	2
\$5,000 to \$9,999	6
\$10,000 to \$49,999	10
\$50,000 to \$99,999	-
\$100,000 to \$249,999	-
\$250,000 to \$499,999	2
\$500,000 or more	1
Total farm production expenses (\$1,000)	1,659
Average per farm (\$)	10,431
Net cash farm income of operation (\$1,000)	725
Average per farm (\$)	4,560
Value of agricultural products sold directly to individuals for human consumption (\$1,000)	(D)
Total organic product sales (\$1,000)	-
Total income from farm-related sources, gross before taxes and expenses (\$1,000)	162

See "Census of Agriculture, Volume 1, Geographic Area Series" for complete footnotes, explanations, definitions, and methodology.
(D) Cannot be disclosed. (Z) Less than half of the unit shown.

2007 CENSUS OF AGRICULTURE

Pontotoc County – Mississippi

Farms with Spanish, Hispanic, or Latino Operators Compared with All Farms



Data are not available at this geographic level for farms with Spanish, Hispanic, or Latino operators.



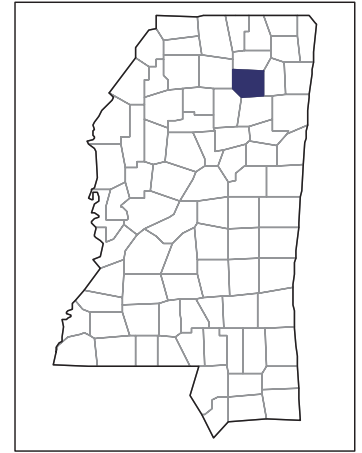
United States Department of Agriculture
National Agricultural Statistics Service

www.agcensus.usda.gov

2007 CENSUS OF AGRICULTURE

Pontotoc County – Mississippi

Farms with American Indian or Alaska Native Operators Compared with All Farms



Data are not available at this geographic level for farms with American Indian or Alaska Native operators.



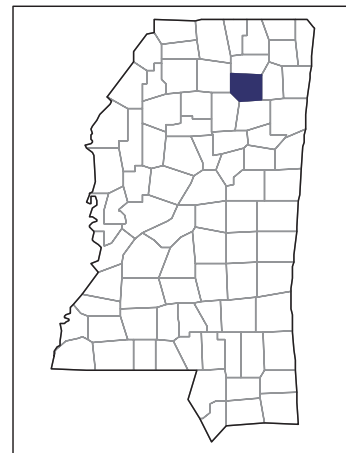
United States Department of Agriculture
National Agricultural Statistics Service

www.agcensus.usda.gov

2007 CENSUS *OF* AGRICULTURE

Pontotoc County – Mississippi

**Farms with Asian Operators
Compared with All Farms**



Data are not available at this geographic level for farms with Asian operators.



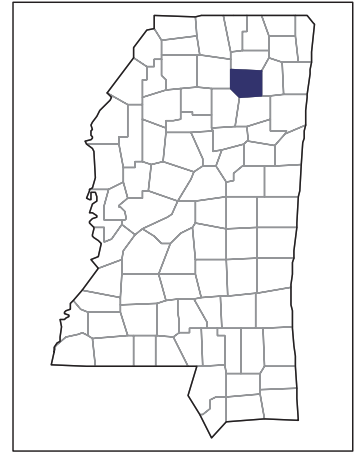
United States Department of Agriculture
National Agricultural Statistics Service

www.agcensus.usda.gov

2007 CENSUS *OF* **AGRICULTURE**

Pontotoc County – Mississippi

Farms with Black or African American Operators Compared with All Farms



Data are not available at this geographic level for farms with Black or African American operators.



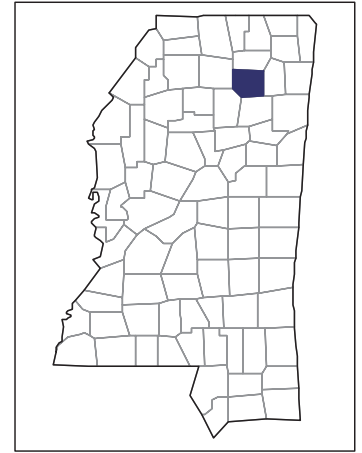
United States Department of Agriculture
National Agricultural Statistics Service

www.agcensus.usda.gov

2007 CENSUS *OF* AGRICULTURE

Pontotoc County – Mississippi

Farms with Native Hawaiian or Other Pacific Islander Operators Compared with All Farms



Data are not available at this geographic level for farms with Native Hawaiian or Other Pacific Islander operators.



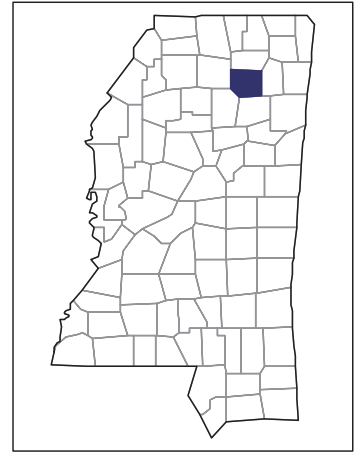
United States Department of Agriculture
National Agricultural Statistics Service

www.agcensus.usda.gov

2007 CENSUS *OF* AGRICULTURE

Pontotoc County – Mississippi

**Farms with White Operators
Compared with All Farms**



Data are not available at this geographic level for farms with White operators.



United States Department of Agriculture
National Agricultural Statistics Service

www.agcensus.usda.gov

