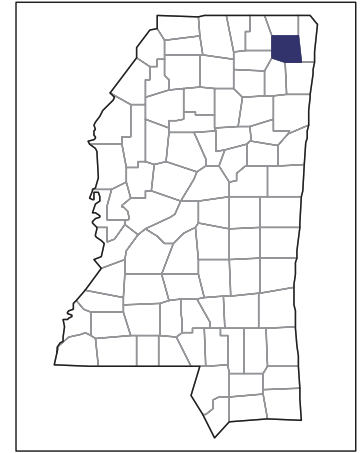


2007 CENSUS OF AGRICULTURE



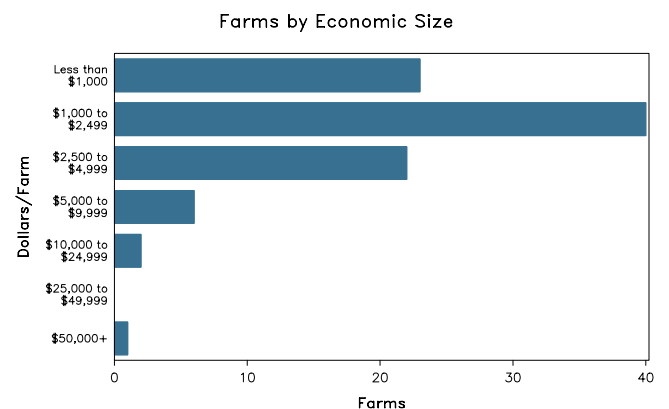
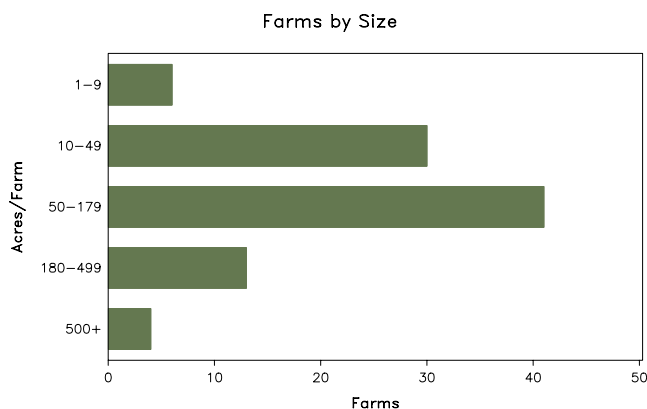
Prentiss County – Mississippi

Farms with Women Principal Operators Compared with All Farms

	Women Principal Operators	All Farms
Number of Farms	94	576
Land in Farms	12,351 acres	101,430 acres
Average Size of Farm	131 acres	176 acres
Market Value of Products Sold	\$116,000	\$8,054,000
Crop Sales	\$91,000	\$4,755,000
Livestock Sales	\$25,000	\$3,300,000
Average Per Farm	\$1,231	\$13,983
Government Payments	\$152,000	\$1,724,000
Average Per Farm Receiving Payments	\$1,920	\$4,331

See footnotes on reverse page.

Farms with Women Principal Operators



2007 CENSUS OF AGRICULTURE

Prentiss County – Mississippi Farms with Women Principal Operators

Selected Highlights

Item	Farms	Quantity
MARKET VALUE OF AGRICULTURAL PRODUCTS SOLD (\$1,000)		
Total value of agricultural products sold	94	116
Value of crops including nursery and greenhouse	15	91
Value of livestock, poultry, and their products	11	25
VALUE OF SALES BY COMMODITY GROUP (\$1,000)		
Grains, oilseeds, dry beans, and dry peas	4	(D)
Tobacco	-	-
Cotton and cottonseed	7	12
Vegetables, melons, potatoes and sweet potatoes	-	-
Fruits, tree nuts, and berries	1	(D)
Nursery, greenhouse, floriculture, and sod	-	-
Cut Christmas trees and short rotation woody crops	-	-
Other crops and hay	5	16
Poultry and eggs	4	(D)
Cattle and calves	2	(D)
Milk and other dairy products from cows	-	-
Hogs and pigs	-	-
Sheep, goats, and their products	-	-
Horses, ponies, mules, burros, and donkeys	7	13
Aquaculture	-	-
Other animals and other animal products	-	-
TOP CROP ITEMS (acres)		
Soybeans for beans	2	(D)
Forage - land used for all hay and haylage, grass silage, and greenchop	8	143
Cotton, all	7	74
Corn for grain	2	(D)
Pecans, all	1	(D)
TOP LIVESTOCK INVENTORY ITEMS (number)		
Layers	4	280
Horses and ponies	11	107
Cattle and calves	4	72
Goats, all	1	(D)
Mules, burros, and donkeys	2	(D)

Operator Characteristics

Item	Quantity
Primary occupation:	
Farming	13
Other	81
Days worked off farm:	
None	61
Any	33
Years on present farm:	
2 years or less	4
3 to 4 years	5
5 to 9 years	12
10 years or more	73
Age group:	
Under 45 years	5
45 to 64 years	31
65 years and over	58
Average age of principal operator (years)	70.1

Economic Characteristics

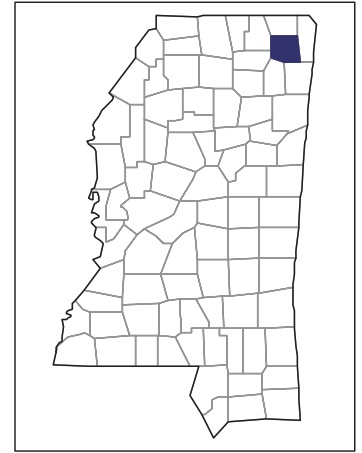
Item	Quantity
Farms by value of sales:	
Less than \$1,000	71
\$1,000 to \$2,499	14
\$2,500 to \$4,999	6
\$5,000 to \$9,999	2
\$10,000 to \$49,999	-
\$50,000 to \$99,999	1
\$100,000 to \$249,999	-
\$250,000 to \$499,999	-
\$500,000 or more	-
Total farm production expenses (\$1,000)	249
Average per farm (\$)	2,652
Net cash farm income of operation (\$1,000)	102
Average per farm (\$)	1,087
Value of agricultural products sold directly to individuals for human consumption (\$1,000)	-
Total organic product sales (\$1,000)	-
Total income from farm-related sources, gross before taxes and expenses (\$1,000)	84

See "Census of Agriculture, Volume 1, Geographic Area Series" for complete footnotes, explanations, definitions, and methodology.
(D) Cannot be disclosed. (Z) Less than half of the unit shown.

2007 CENSUS OF AGRICULTURE

Prentiss County – Mississippi

Farms with Spanish, Hispanic, or Latino Operators Compared with All Farms



Data are not available at this geographic level for farms with Spanish, Hispanic, or Latino operators.



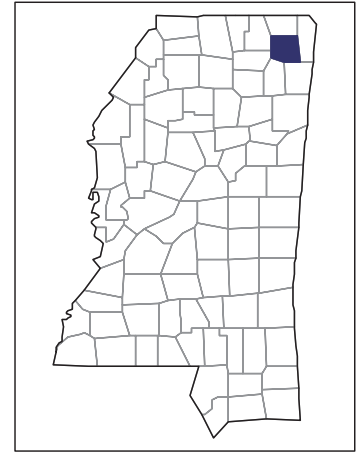
United States Department of Agriculture
National Agricultural Statistics Service

www.agcensus.usda.gov

2007 CENSUS OF AGRICULTURE

Prentiss County – Mississippi

Farms with American Indian or Alaska Native Operators Compared with All Farms



Data are not available at this geographic level for farms with American Indian or Alaska Native operators.



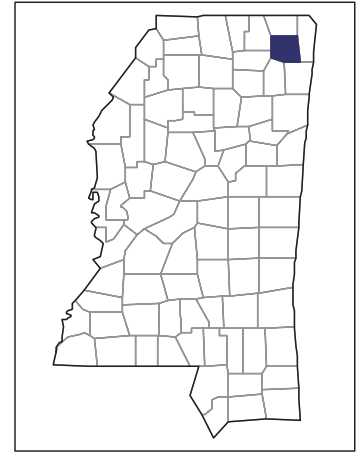
United States Department of Agriculture
National Agricultural Statistics Service

www.agcensus.usda.gov

2007 CENSUS OF AGRICULTURE

Prentiss County – Mississippi

**Farms with Asian Operators
Compared with All Farms**



Data are not available at this geographic level for farms with Asian operators.



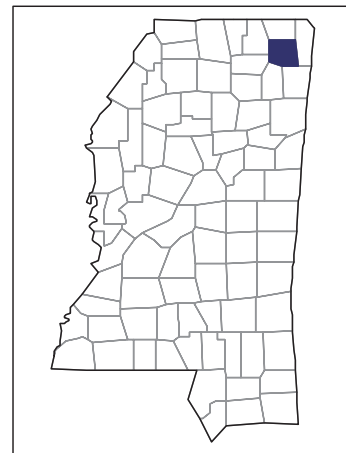
United States Department of Agriculture
National Agricultural Statistics Service

www.agcensus.usda.gov

2007 CENSUS OF AGRICULTURE

Prentiss County – Mississippi

Farms with Black or African American Operators Compared with All Farms



Data are not available at this geographic level for farms with Black or African American operators.



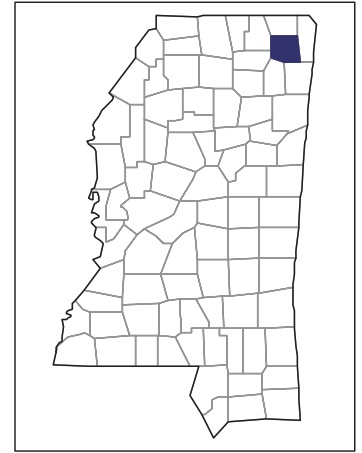
United States Department of Agriculture
National Agricultural Statistics Service

www.agcensus.usda.gov

2007 CENSUS *OF* **AGRICULTURE**

Prentiss County – Mississippi

Farms with Native Hawaiian or Other Pacific Islander Operators Compared with All Farms



Data are not available at this geographic level for farms with Native Hawaiian or Other Pacific Islander operators.



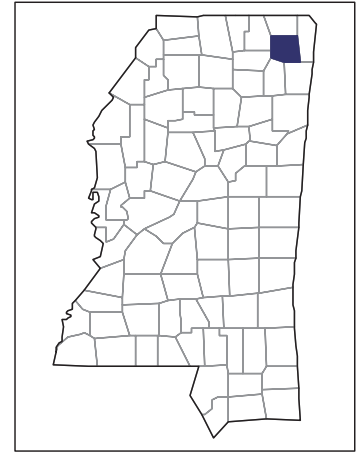
United States Department of Agriculture
National Agricultural Statistics Service

www.agcensus.usda.gov

2007 CENSUS OF AGRICULTURE

Prentiss County – Mississippi

Farms with White Operators Compared with All Farms



Data are not available at this geographic level for farms with White operators.



United States Department of Agriculture
National Agricultural Statistics Service

www.agcensus.usda.gov

