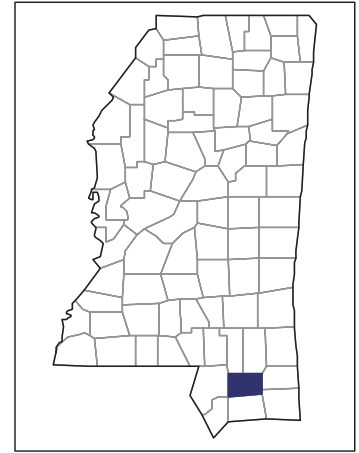


2007 CENSUS OF AGRICULTURE



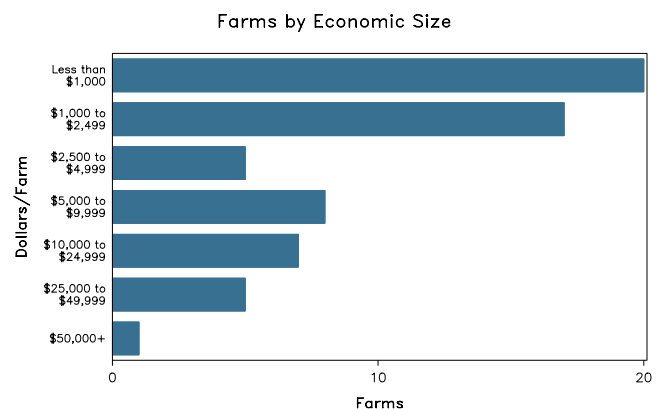
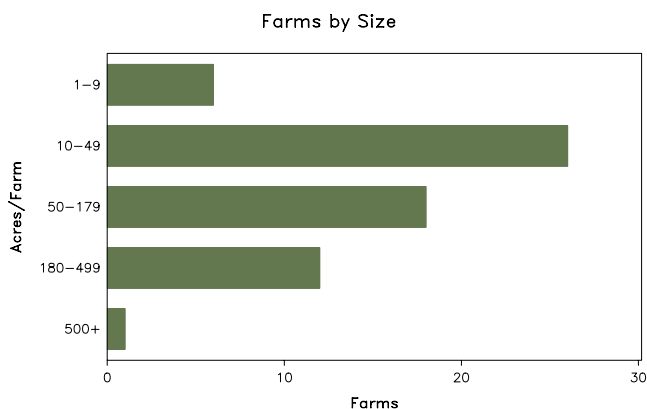
Stone County – Mississippi

Farms with Women Principal Operators Compared with All Farms

	Women Principal Operators	All Farms
Number of Farms	63	323
Land in Farms	7,726 acres	51,846 acres
Average Size of Farm	123 acres	161 acres
Market Value of Products Sold	\$814,000	\$7,940,000
Crop Sales	\$38,000	(D)
Livestock Sales	\$775,000	(D)
Average Per Farm	\$12,917	\$24,581
Government Payments	\$76,000	\$567,000
Average Per Farm Receiving Payments	\$5,433	\$10,309

See footnotes on reverse page.

Farms with Women Principal Operators



2007 CENSUS OF AGRICULTURE

Stone County – Mississippi Farms with Women Principal Operators

Selected Highlights

Item	Farms	Quantity
MARKET VALUE OF AGRICULTURAL PRODUCTS SOLD (\$1,000)		
Total value of agricultural products sold	63	814
Value of crops including nursery and greenhouse	7	38
Value of livestock, poultry, and their products	33	775
VALUE OF SALES BY COMMODITY GROUP (\$1,000)		
Grains, oilseeds, dry beans, and dry peas	-	-
Tobacco	-	-
Cotton and cottonseed	-	-
Vegetables, melons, potatoes and sweet potatoes	-	-
Fruits, tree nuts, and berries	3	(D)
Nursery, greenhouse, floriculture, and sod	1	(D)
Cut Christmas trees and short rotation woody crops	-	-
Other crops and hay	3	(D)
Poultry and eggs	11	(D)
Cattle and calves	12	(D)
Milk and other dairy products from cows	-	-
Hogs and pigs	2	(D)
Sheep, goats, and their products	9	112
Horses, ponies, mules, burros, and donkeys	7	8
Aquaculture	-	-
Other animals and other animal products	3	(D)
TOP CROP ITEMS (acres)		
Forage - land used for all hay and haylage, grass silage, and greenchop	13	407
Short-rotation woody crops	2	(D)
Pecans, all	2	(D)
Land in berries	2	(D)
Nursery stock	1	(D)
TOP LIVESTOCK INVENTORY ITEMS (number)		
Broilers and other meat-type chickens	1	(D)
Colonies of bees	1	(D)
Cattle and calves	23	679
Goats, all	8	349
Layers	10	200

Operator Characteristics

Item	Quantity
Primary occupation:	
Farming	27
Other	36
Days worked off farm:	
None	15
Any	48
Years on present farm:	
2 years or less	5
3 to 4 years	8
5 to 9 years	19
10 years or more	31
Age group:	
Under 45 years	12
45 to 64 years	34
65 years and over	17
Average age of principal operator (years)	57.0

Economic Characteristics

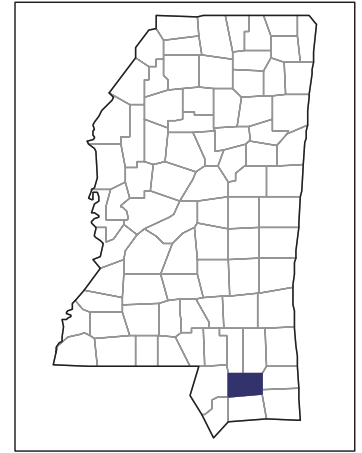
Item	Quantity
Farms by value of sales:	
Less than \$1,000	29
\$1,000 to \$2,499	15
\$2,500 to \$4,999	5
\$5,000 to \$9,999	4
\$10,000 to \$49,999	9
\$50,000 to \$99,999	-
\$100,000 to \$249,999	-
\$250,000 to \$499,999	-
\$500,000 or more	1
Total farm production expenses (\$1,000)	1,306
Average per farm (\$)	20,727
Net cash farm income of operation (\$1,000)	-276
Average per farm (\$)	-4,384
Value of agricultural products sold directly to individuals for human consumption (\$1,000)	59
Total organic product sales (\$1,000)	-
Total income from farm-related sources, gross before taxes and expenses (\$1,000)	140

See "Census of Agriculture, Volume 1, Geographic Area Series" for complete footnotes, explanations, definitions, and methodology.
(D) Cannot be disclosed. (Z) Less than half of the unit shown.

2007 CENSUS OF AGRICULTURE

Stone County – Mississippi

Farms with Spanish, Hispanic, or Latino Operators Compared with All Farms



Data are not available at this geographic level for farms with Spanish, Hispanic, or Latino operators.



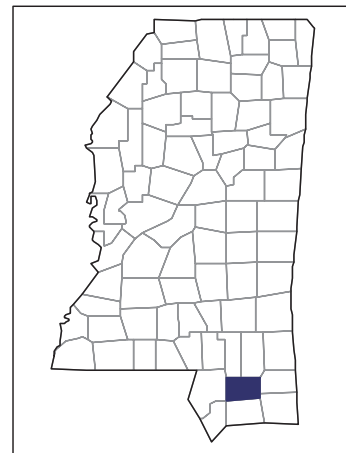
United States Department of Agriculture
National Agricultural Statistics Service

www.agcensus.usda.gov

2007 CENSUS OF AGRICULTURE

Stone County – Mississippi

Farms with American Indian or Alaska Native Operators Compared with All Farms



Data are not available at this geographic level for farms with American Indian or Alaska Native operators.



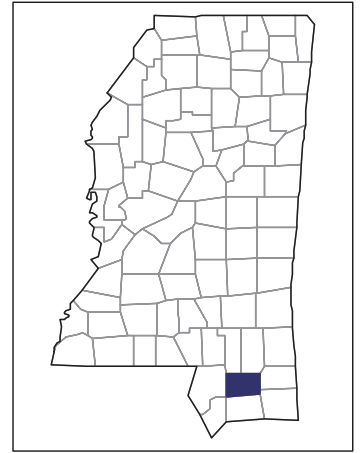
United States Department of Agriculture
National Agricultural Statistics Service

www.agcensus.usda.gov

2007 CENSUS *OF* AGRICULTURE

Stone County – Mississippi

**Farms with Asian Operators
Compared with All Farms**



Data are not available at this geographic level for farms with Asian operators.



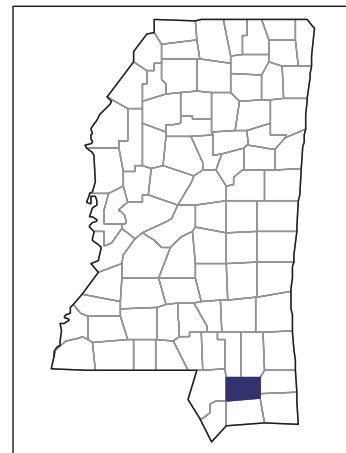
United States Department of Agriculture
National Agricultural Statistics Service

www.agcensus.usda.gov

2007 CENSUS OF AGRICULTURE

Stone County – Mississippi

Farms with Black or African American Operators Compared with All Farms



Data are not available at this geographic level for farms with Black or African American operators.



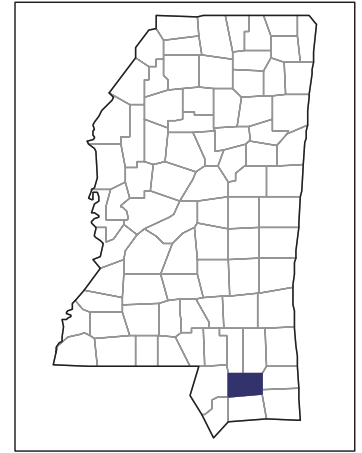
United States Department of Agriculture
National Agricultural Statistics Service

www.agcensus.usda.gov

2007 CENSUS OF AGRICULTURE

Stone County – Mississippi

Farms with Native Hawaiian or Other Pacific Islander Operators Compared with All Farms



Data are not available at this geographic level for farms with Native Hawaiian or Other Pacific Islander operators.



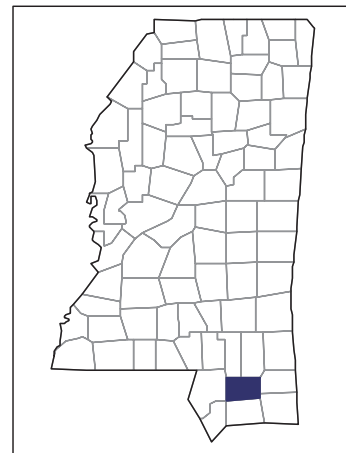
United States Department of Agriculture
National Agricultural Statistics Service

www.agcensus.usda.gov

2007 CENSUS OF AGRICULTURE

Stone County – Mississippi

Farms with White Operators Compared with All Farms



Data are not available at this geographic level for farms with White operators.



United States Department of Agriculture
National Agricultural Statistics Service

www.agcensus.usda.gov

