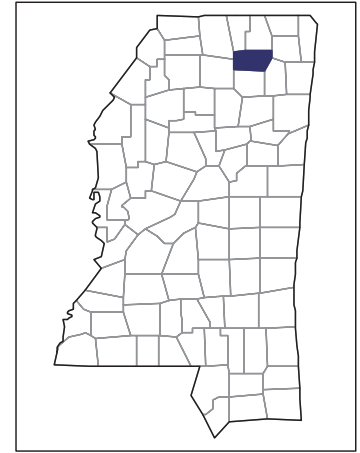


2007 CENSUS OF AGRICULTURE



Union County – Mississippi

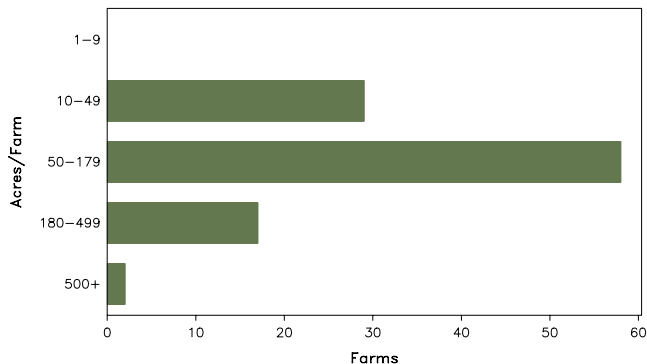
Farms with Women Principal Operators Compared with All Farms

	Women Principal Operators	All Farms
Number of Farms	106	751
Land in Farms	12,968 acres	135,101 acres
Average Size of Farm	122 acres	180 acres
Market Value of Products Sold	\$308,000	\$13,543,000
Crop Sales	\$140,000	\$6,351,000
Livestock Sales	\$168,000	\$7,192,000
Average Per Farm	\$2,910	\$18,033
Government Payments	\$271,000	\$2,016,000
Average Per Farm Receiving Payments	\$3,042	\$4,412

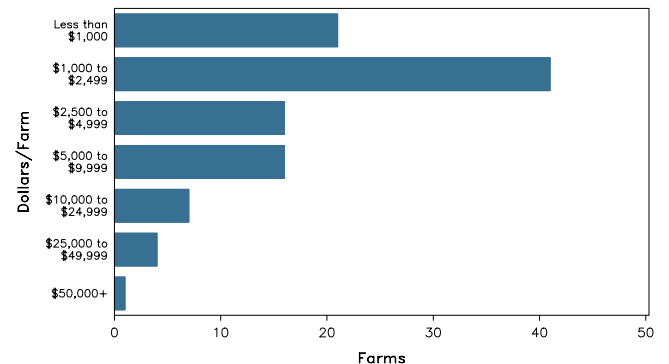
See footnotes on reverse page.

Farms with Women Principal Operators

Farms by Size



Farms by Economic Size



2007 CENSUS OF AGRICULTURE

Union County – Mississippi Farms with Women Principal Operators

Selected Highlights

Item	Farms	Quantity
MARKET VALUE OF AGRICULTURAL PRODUCTS SOLD (\$1,000)		
Total value of agricultural products sold	106	308
Value of crops including nursery and greenhouse	9	140
Value of livestock, poultry, and their products	22	168
VALUE OF SALES BY COMMODITY GROUP (\$1,000)		
Grains, oilseeds, dry beans, and dry peas	2	(D)
Tobacco	-	-
Cotton and cottonseed	-	-
Vegetables, melons, potatoes and sweet potatoes	-	-
Fruits, tree nuts, and berries	-	-
Nursery, greenhouse, floriculture, and sod	-	-
Cut Christmas trees and short rotation woody crops	1	(D)
Other crops and hay	6	(D)
Poultry and eggs	-	-
Cattle and calves	16	157
Milk and other dairy products from cows	-	-
Hogs and pigs	-	-
Sheep, goats, and their products	2	(D)
Horses, ponies, mules, burros, and donkeys	6	11
Aquaculture	-	-
Other animals and other animal products	1	(D)
TOP CROP ITEMS (acres)		
Soybeans for beans	2	(D)
Short-rotation woody crops	1	(D)
Forage - land used for all hay and haylage, grass silage, and greenchop	14	262
Corn for grain	2	(D)
TOP LIVESTOCK INVENTORY ITEMS (number)		
Cattle and calves	14	498
Horses and ponies	9	108
Goats, all	2	(D)
Mules, burros, and donkeys	2	(D)
Colonies of bees	1	(D)

Operator Characteristics

Item	Quantity
Primary occupation:	
Farming	16
Other	90
Days worked off farm:	
None	67
Any	39
Years on present farm:	
2 years or less	3
3 to 4 years	1
5 to 9 years	14
10 years or more	88
Age group:	
Under 45 years	9
45 to 64 years	38
65 years and over	59
Average age of principal operator (years)	68.5

Economic Characteristics

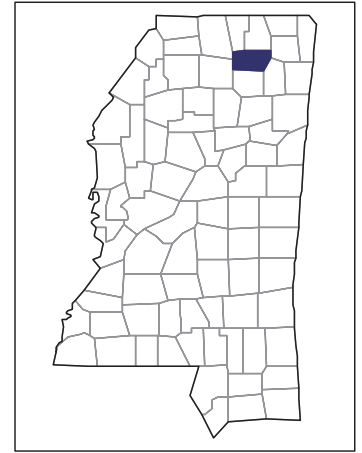
Item	Quantity
Farms by value of sales:	
Less than \$1,000	83
\$1,000 to \$2,499	6
\$2,500 to \$4,999	4
\$5,000 to \$9,999	5
\$10,000 to \$49,999	7
\$50,000 to \$99,999	-
\$100,000 to \$249,999	1
\$250,000 to \$499,999	-
\$500,000 or more	-
Total farm production expenses (\$1,000)	683
Average per farm (\$)	6,446
Net cash farm income of operation (\$1,000)	171
Average per farm (\$)	1,612
Value of agricultural products sold directly to individuals for human consumption (\$1,000)	-
Total organic product sales (\$1,000)	-
Total income from farm-related sources, gross before taxes and expenses (\$1,000)	275

See "Census of Agriculture, Volume 1, Geographic Area Series" for complete footnotes, explanations, definitions, and methodology.
(D) Cannot be disclosed. (Z) Less than half of the unit shown.

2007 CENSUS OF AGRICULTURE

Union County – Mississippi

Farms with Spanish, Hispanic, or Latino Operators Compared with All Farms



Data are not available at this geographic level for farms with Spanish, Hispanic, or Latino operators.



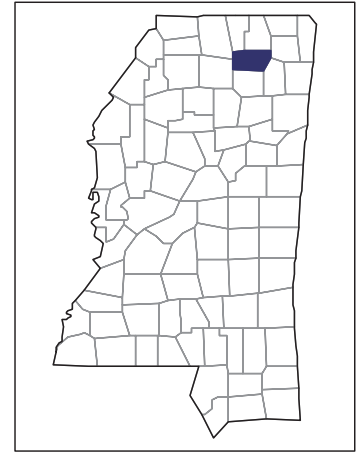
United States Department of Agriculture
National Agricultural Statistics Service

www.agcensus.usda.gov

2007 CENSUS OF AGRICULTURE

Union County – Mississippi

Farms with American Indian or Alaska Native Operators Compared with All Farms



Data are not available at this geographic level for farms with American Indian or Alaska Native operators.



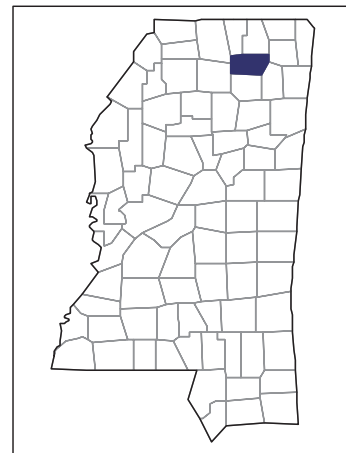
United States Department of Agriculture
National Agricultural Statistics Service

www.agcensus.usda.gov

2007 CENSUS OF AGRICULTURE

Union County – Mississippi

**Farms with Asian Operators
Compared with All Farms**



Data are not available at this geographic level for farms with Asian operators.



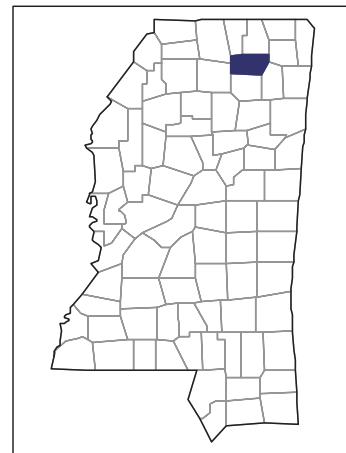
United States Department of Agriculture
National Agricultural Statistics Service

www.agcensus.usda.gov

2007 CENSUS OF AGRICULTURE

Union County – Mississippi

Farms with Black or African American Operators Compared with All Farms



Data are not available at this geographic level for farms with Black or African American operators.



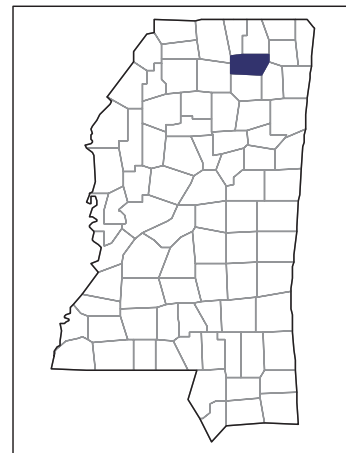
United States Department of Agriculture
National Agricultural Statistics Service

www.agcensus.usda.gov

2007 CENSUS *OF* AGRICULTURE

Union County – Mississippi

Farms with Native Hawaiian or Other Pacific Islander Operators Compared with All Farms



Data are not available at this geographic level for farms with Native Hawaiian or Other Pacific Islander operators.



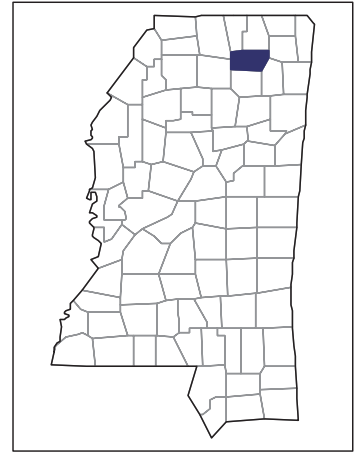
United States Department of Agriculture
National Agricultural Statistics Service

www.agcensus.usda.gov

2007 CENSUS OF AGRICULTURE

Union County – Mississippi

**Farms with White Operators
Compared with All Farms**



Data are not available at this geographic level for farms with White operators.



United States Department of Agriculture
National Agricultural Statistics Service

www.agcensus.usda.gov

