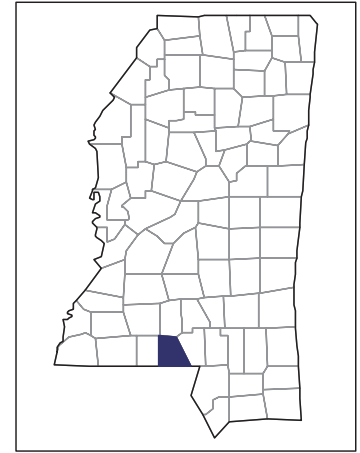


# 2007 CENSUS OF AGRICULTURE



## Walthall County – Mississippi

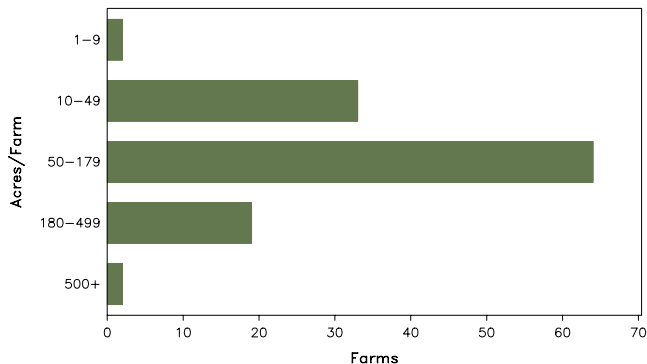
### Farms with Women Principal Operators Compared with All Farms

	Women Principal Operators	All Farms
<b>Number of Farms</b>	120	768
<b>Land in Farms</b>	14,055 acres	128,184 acres
<b>Average Size of Farm</b>	117 acres	167 acres
<b>Market Value of Products Sold</b>	\$8,868,000	\$76,440,000
Crop Sales	\$212,000	\$2,200,000
Livestock Sales	\$8,657,000	\$74,240,000
Average Per Farm	\$73,903	\$99,531
<b>Government Payments</b>	\$109,000	\$1,301,000
Average Per Farm Receiving Payments	\$1,986	\$4,251

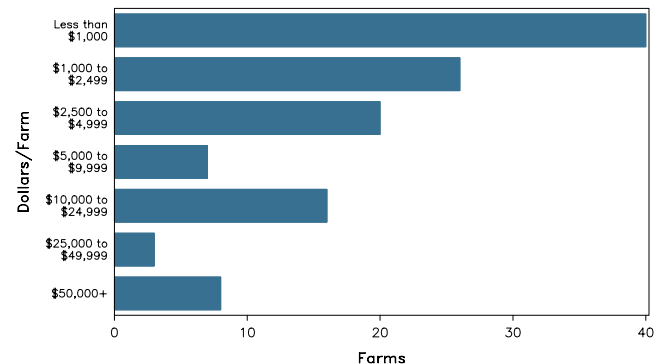
See footnotes on reverse page.

### Farms with Women Principal Operators

Farms by Size



Farms by Economic Size



# 2007 CENSUS OF AGRICULTURE

## Walthall County – Mississippi Farms with Women Principal Operators

### Selected Highlights

Item	Farms	Quantity
<b>MARKET VALUE OF AGRICULTURAL PRODUCTS SOLD (\$1,000)</b>		
Total value of agricultural products sold	120	8,868
Value of crops including nursery and greenhouse	22	212
Value of livestock, poultry, and their products	50	8,657
<b>VALUE OF SALES BY COMMODITY GROUP (\$1,000)</b>		
Grains, oilseeds, dry beans, and dry peas	1	(D)
Tobacco	-	-
Cotton and cottonseed	-	-
Vegetables, melons, potatoes and sweet potatoes	3	(D)
Fruits, tree nuts, and berries	1	(D)
Nursery, greenhouse, floriculture, and sod	-	-
Cut Christmas trees and short rotation woody crops	-	-
Other crops and hay	18	186
Poultry and eggs	6	(D)
Cattle and calves	41	(D)
Milk and other dairy products from cows	-	-
Hogs and pigs	1	(D)
Sheep, goats, and their products	-	-
Horses, ponies, mules, burros, and donkeys	6	57
Aquaculture	-	-
Other animals and other animal products	-	-
<b>TOP CROP ITEMS (acres)</b>		
Forage - land used for all hay and haylage, grass silage, and greenchop	44	1,721
Corn for grain	2	(D)
Short-rotation woody crops	2	(D)
Vegetables harvested for sale	3	7
Watermelons	3	7
<b>TOP LIVESTOCK INVENTORY ITEMS (number)</b>		
Broilers and other meat-type chickens	5	618,050
Cattle and calves	51	1,776
Horses and ponies	28	189
Mules, burros, and donkeys	11	47
Goats, all	5	36

### Operator Characteristics

Item	Quantity
Primary occupation:	
Farming	49
Other	71
Days worked off farm:	
None	53
Any	67
Years on present farm:	
2 years or less	7
3 to 4 years	4
5 to 9 years	29
10 years or more	80
Age group:	
Under 45 years	8
45 to 64 years	54
65 years and over	58
Average age of principal operator (years)	62.8

### Economic Characteristics

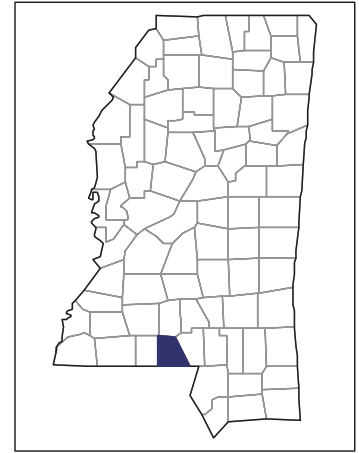
Item	Quantity
Farms by value of sales:	
Less than \$1,000	72
\$1,000 to \$2,499	7
\$2,500 to \$4,999	10
\$5,000 to \$9,999	6
\$10,000 to \$49,999	17
\$50,000 to \$99,999	2
\$100,000 to \$249,999	-
\$250,000 to \$499,999	1
\$500,000 or more	5
Total farm production expenses (\$1,000)	7,523
Average per farm (\$)	62,689
Net cash farm income of operation (\$1,000)	1,587
Average per farm (\$)	13,225
Value of agricultural products sold directly to individuals for human consumption (\$1,000)	-
Total organic product sales (\$1,000)	(D)
Total income from farm-related sources, gross before taxes and expenses (\$1,000)	132

See "Census of Agriculture, Volume 1, Geographic Area Series" for complete footnotes, explanations, definitions, and methodology.  
(D) Cannot be disclosed. (Z) Less than half of the unit shown.

# 2007 CENSUS OF AGRICULTURE

## Walthall County – Mississippi

### Farms with Spanish, Hispanic, or Latino Operators Compared with All Farms



Data are not available at this geographic level for farms with Spanish, Hispanic, or Latino operators.



United States Department of Agriculture  
National Agricultural Statistics Service

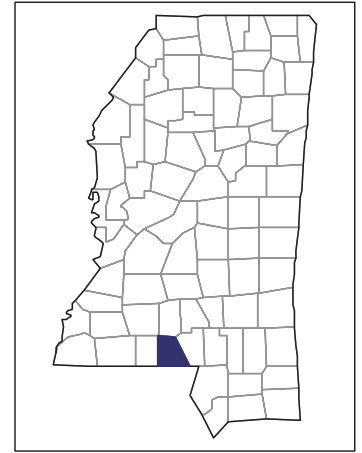
[www.agcensus.usda.gov](http://www.agcensus.usda.gov)



# 2007 CENSUS OF AGRICULTURE

## Walthall County – Mississippi

### Farms with American Indian or Alaska Native Operators Compared with All Farms



Data are not available at this geographic level for farms with American Indian or Alaska Native operators.



United States Department of Agriculture  
National Agricultural Statistics Service

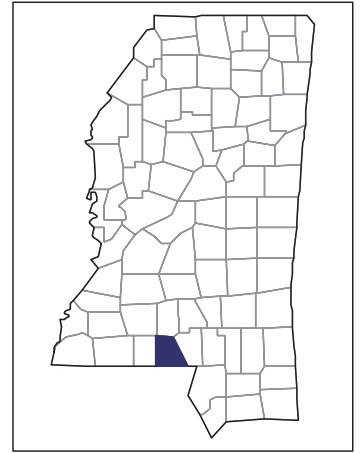
[www.agcensus.usda.gov](http://www.agcensus.usda.gov)



# 2007 CENSUS OF AGRICULTURE

## Walthall County – Mississippi

### Farms with Asian Operators Compared with All Farms



Data are not available at this geographic level for farms with Asian operators.



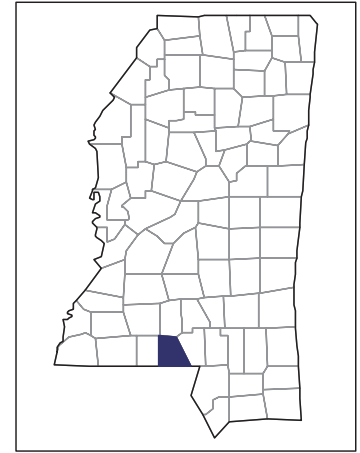
United States Department of Agriculture  
National Agricultural Statistics Service

[www.agcensus.usda.gov](http://www.agcensus.usda.gov)





# 2007 CENSUS OF AGRICULTURE



## Walthall County – Mississippi

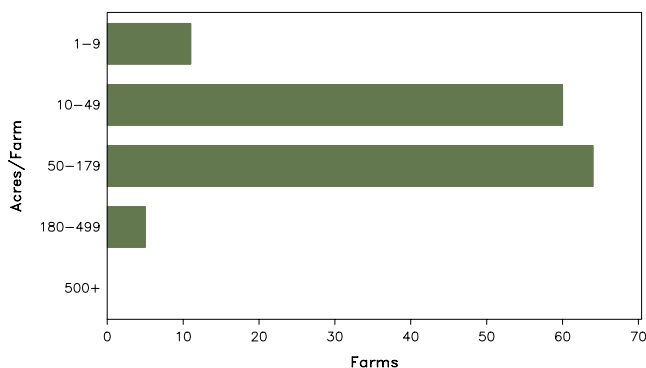
### Farms with Black or African American Operators Compared with All Farms

	Black or African American Operators <sup>2</sup>	All Farms
<b>Number of Farm Operators</b> <sup>1</sup>	168	1,050
<b>Number of Farms</b>	140	768
<b>Land in Farms</b>	8,505 acres	128,184 acres
<b>Average Size of Farm</b>	61 acres	167 acres
<b>Market Value of Products Sold</b>	\$768,000	\$76,440,000
Crop Sales	\$84,000	\$2,200,000
Livestock Sales	\$684,000	\$74,240,000
Average Per Farm	\$5,483	\$99,531
<b>Government Payments</b>	\$48,000	\$1,301,000
Average Per Farm Receiving Payments	\$1,507	\$4,251

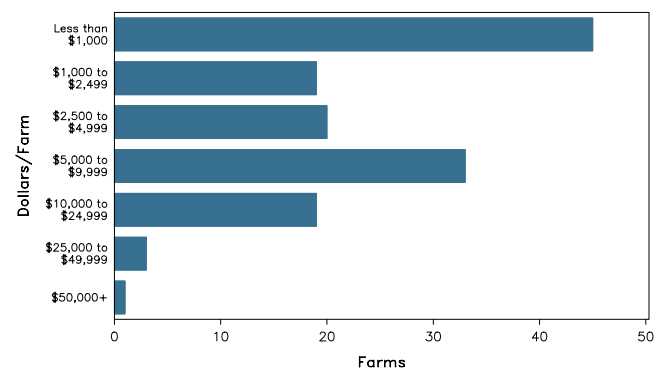
See footnotes on reverse page.

#### Farms with Black or African American Operators

Farms by Size



Farms by Economic Size



# 2007 CENSUS OF AGRICULTURE

## Walthall County – Mississippi Farms with Black or African American Operators

### Selected Highlights

Item	Farms	Quantity
<b>MARKET VALUE OF AGRICULTURAL PRODUCTS SOLD (\$1,000)</b>		
Total value of agricultural products sold	140	768
Value of crops including nursery and greenhouse	18	84
Value of livestock, poultry, and their products	100	684
<b>VALUE OF SALES BY COMMODITY GROUP (\$1,000)</b>		
Grains, oilseeds, dry beans, and dry peas	2	(D)
Tobacco	-	-
Cotton and cottonseed	-	-
Vegetables, melons, potatoes and sweet potatoes	10	(D)
Fruits, tree nuts, and berries	-	-
Nursery, greenhouse, floriculture, and sod	-	-
Cut Christmas trees and short rotation woody crops	-	-
Other crops and hay	8	12
Poultry and eggs	1	(D)
Cattle and calves	97	(D)
Milk and other dairy products from cows	-	-
Hogs and pigs	4	14
Sheep, goats, and their products	5	1
Horses, ponies, mules, burros, and donkeys	5	46
Aquaculture	-	-
Other animals and other animal products	-	-
<b>TOP CROP ITEMS (acres)</b>		
Forage - land used for all hay and haylage, grass silage, and greenchop	44	1,272
Cut Christmas trees	2	(D)
Corn for grain	4	29
Vegetables harvested for sale	10	14
Watermelons	7	8
<b>TOP LIVESTOCK INVENTORY ITEMS (number)</b>		
Cattle and calves	125	3,366
Hogs and pigs	5	111
Horses and ponies	27	85
Goats, all	5	70
Layers	1	(D)

### Operator Characteristics

Item	Quantity
Primary occupation:	
Farming	59
Other	109
Days worked off farm:	
None	55
Any	113
Years on present farm:	
2 years or less	14
3 to 4 years	6
5 to 9 years	31
10 years or more	117
Age group:	
Under 45 years	20
45 to 64 years	98
65 years and over	50
Average age (years)	57.6

### Economic Characteristics

Item	Quantity
Farms by value of sales:	
Less than \$1,000	45
\$1,000 to \$2,499	20
\$2,500 to \$4,999	20
\$5,000 to \$9,999	37
\$10,000 to \$49,999	17
\$50,000 to \$99,999	1
\$100,000 to \$249,999	-
\$250,000 to \$499,999	-
\$500,000 or more	-
Total farm production expenses (\$1,000)	1,371
Average per farm (\$)	9,795
Net cash farm income of operation (\$1,000)	-414
Average per farm (\$)	-2,956
Value of agricultural products sold directly to individuals for human consumption (\$1,000)	-
Total organic product sales (\$1,000)	-
Total income from farm-related sources, gross before taxes and expenses (\$1,000)	142

See "Census of Agriculture, Volume 1, Geographic Area Series" for complete footnotes, explanations, definitions, and methodology.

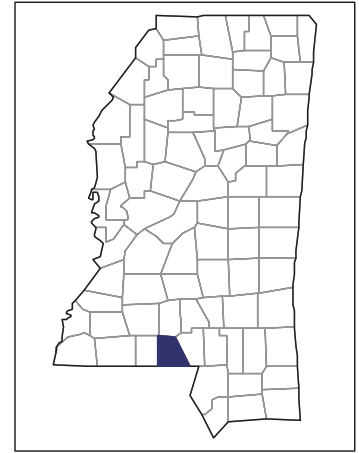
(D) Cannot be disclosed. (Z) Less than half of the unit shown.

<sup>1</sup> Data were collected for a maximum of three operators per farm. <sup>2</sup> Operators reporting selected race alone or in combination with other races.

# 2007 CENSUS OF AGRICULTURE

## Walthall County – Mississippi

### Farms with Native Hawaiian or Other Pacific Islander Operators Compared with All Farms



Data are not available at this geographic level for farms with Native Hawaiian or Other Pacific Islander operators.

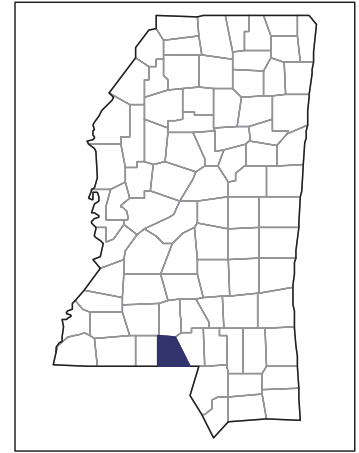


United States Department of Agriculture  
National Agricultural Statistics Service

[www.agcensus.usda.gov](http://www.agcensus.usda.gov)



# 2007 CENSUS OF AGRICULTURE



## Walthall County – Mississippi

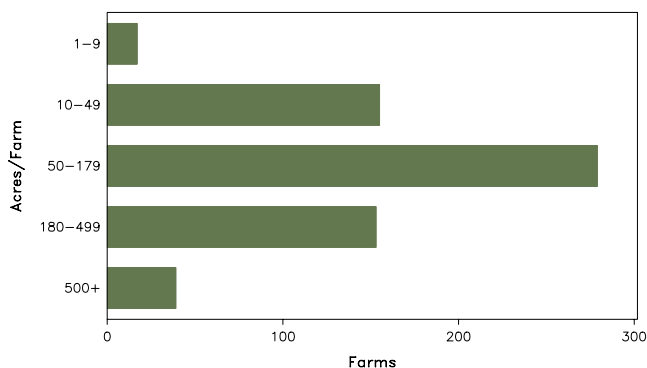
### Farms with White Operators Compared with All Farms

	White Operators <sup>2</sup>	All Farms
<b>Number of Farm Operators</b> <sup>1</sup>	871	1,050
<b>Number of Farms</b>	643	768
<b>Land in Farms</b>	120,299 acres	128,184 acres
<b>Average Size of Farm</b>	187 acres	167 acres
<b>Market Value of Products Sold</b>	\$75,748,000	\$76,440,000
Crop Sales	\$2,128,000	\$2,200,000
Livestock Sales	\$73,620,000	\$74,240,000
Average Per Farm	\$117,804	\$99,531
<b>Government Payments</b>	\$1,260,000	\$1,301,000
Average Per Farm Receiving Payments	\$4,485	\$4,251

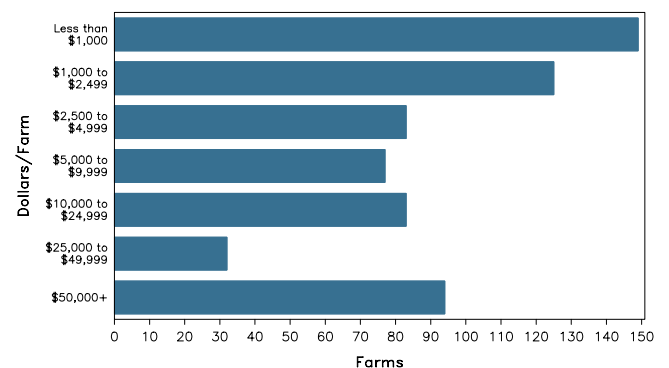
See footnotes on reverse page.

### Farms with White Operators

Farms by Size



Farms by Economic Size



# 2007 CENSUS OF AGRICULTURE

## Walthall County – Mississippi Farms with White Operators

### Selected Highlights

Item	Farms	Quantity
<b>MARKET VALUE OF AGRICULTURAL PRODUCTS SOLD (\$1,000)</b>		
Total value of agricultural products sold	643	75,748
Value of crops including nursery and greenhouse	101	2,128
Value of livestock, poultry, and their products	337	73,620
<b>VALUE OF SALES BY COMMODITY GROUP (\$1,000)</b>		
Grains, oilseeds, dry beans, and dry peas	7	(D)
Tobacco	-	-
Cotton and cottonseed	-	-
Vegetables, melons, potatoes and sweet potatoes	12	(D)
Fruits, tree nuts, and berries	6	117
Nursery, greenhouse, floriculture, and sod	2	(D)
Cut Christmas trees and short rotation woody crops	3	(D)
Other crops and hay	74	621
Poultry and eggs	69	(D)
Cattle and calves	274	6,022
Milk and other dairy products from cows	29	8,310
Hogs and pigs	5	2
Sheep, goats, and their products	17	164
Horses, ponies, mules, burros, and donkeys	21	71
Aquaculture	-	-
Other animals and other animal products	6	(D)
<b>TOP CROP ITEMS (acres)</b>		
Forage - land used for all hay and haylage, grass silage, and greenchop	257	16,412
Soybeans for beans	4	(D)
Wheat for grain, all	3	1,435
Corn for silage or greenchop	6	844
Short-rotation woody crops	16	499
<b>TOP LIVESTOCK INVENTORY ITEMS (number)</b>		
Broilers and other meat-type chickens	32	3,796,450
Pullets for laying flock replacement	8	100,078
Layers	27	(D)
Cattle and calves	322	21,728
Quail	4	(D)

### Operator Characteristics

Item	Quantity
Primary occupation:	
Farming	361
Other	510
Days worked off farm:	
None	343
Any	528
Years on present farm:	
2 years or less	82
3 to 4 years	56
5 to 9 years	156
10 years or more	577
Age group:	
Under 45 years	162
45 to 64 years	409
65 years and over	300
Average age (years)	57.8

### Economic Characteristics

Item	Quantity
Farms by value of sales:	
Less than \$1,000	280
\$1,000 to \$2,499	57
\$2,500 to \$4,999	50
\$5,000 to \$9,999	65
\$10,000 to \$49,999	98
\$50,000 to \$99,999	14
\$100,000 to \$249,999	16
\$250,000 to \$499,999	21
\$500,000 or more	42
Total farm production expenses (\$1,000)	63,995
Average per farm (\$)	99,526
Net cash farm income of operation (\$1,000)	14,837
Average per farm (\$)	23,075
Value of agricultural products sold directly to individuals for human consumption (\$1,000)	44
Total organic product sales (\$1,000)	(D)
Total income from farm-related sources, gross before taxes and expenses (\$1,000)	1,824

See "Census of Agriculture, Volume 1, Geographic Area Series" for complete footnotes, explanations, definitions, and methodology.

(D) Cannot be disclosed. (Z) Less than half of the unit shown.

<sup>1</sup> Data were collected for a maximum of three operators per farm. <sup>2</sup> Operators reporting selected race alone or in combination with other races.