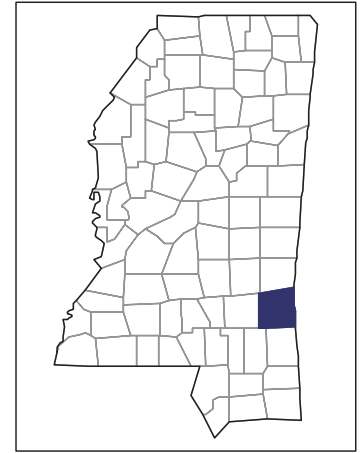


2007 CENSUS OF AGRICULTURE



Wayne County – Mississippi

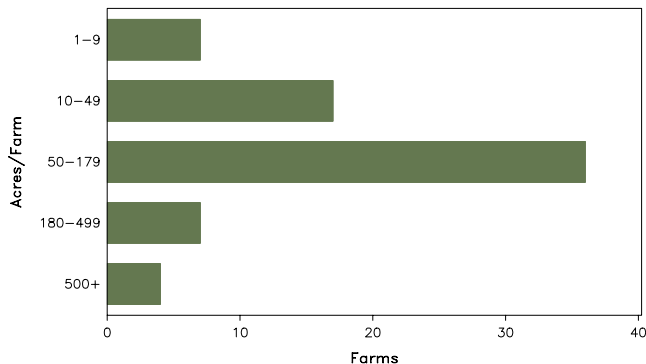
Farms with Women Principal Operators Compared with All Farms

	Women Principal Operators	All Farms
Number of Farms	71	521
Land in Farms	10,082 acres	86,276 acres
Average Size of Farm	142 acres	166 acres
Market Value of Products Sold	\$29,401,000	\$157,013,000
Crop Sales	\$663,000	\$4,402,000
Livestock Sales	\$28,738,000	\$152,611,000
Average Per Farm	\$414,104	\$301,369
Government Payments	\$30,000	\$146,000
Average Per Farm Receiving Payments	\$4,304	\$2,149

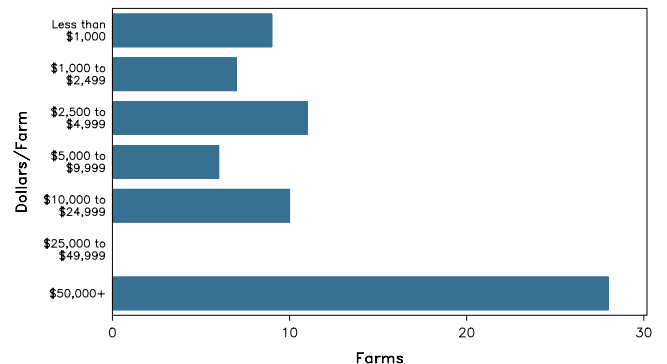
See footnotes on reverse page.

Farms with Women Principal Operators

Farms by Size



Farms by Economic Size



2007 CENSUS OF AGRICULTURE

Wayne County – Mississippi Farms with Women Principal Operators

Selected Highlights

Item	Farms	Quantity
MARKET VALUE OF AGRICULTURAL PRODUCTS SOLD (\$1,000)		
Total value of agricultural products sold	71	29,401
Value of crops including nursery and greenhouse	12	663
Value of livestock, poultry, and their products	52	28,738
VALUE OF SALES BY COMMODITY GROUP (\$1,000)		
Grains, oilseeds, dry beans, and dry peas	1	(D)
Tobacco	-	-
Cotton and cottonseed	-	-
Vegetables, melons, potatoes and sweet potatoes	-	-
Fruits, tree nuts, and berries	4	(D)
Nursery, greenhouse, floriculture, and sod	2	(D)
Cut Christmas trees and short rotation woody crops	-	-
Other crops and hay	6	38
Poultry and eggs	30	28,508
Cattle and calves	29	225
Milk and other dairy products from cows	-	-
Hogs and pigs	-	-
Sheep, goats, and their products	2	(D)
Horses, ponies, mules, burros, and donkeys	3	(D)
Aquaculture	-	-
Other animals and other animal products	-	-
TOP CROP ITEMS (acres)		
Forage - land used for all hay and haylage, grass silage, and greenchop	32	1,060
Short-rotation woody crops	2	(D)
Land in berries	4	38
Corn for grain	1	(D)
Nursery stock	2	(D)
TOP LIVESTOCK INVENTORY ITEMS (number)		
Broilers and other meat-type chickens	26	1,958,890
Layers	5	(D)
Cattle and calves	32	1,172
Goats, all	2	(D)
Horses and ponies	13	78

Operator Characteristics

Item	Quantity
Primary occupation:	
Farming	39
Other	32
Days worked off farm:	
None	37
Any	34
Years on present farm:	
2 years or less	3
3 to 4 years	1
5 to 9 years	14
10 years or more	53
Age group:	
Under 45 years	10
45 to 64 years	42
65 years and over	19
Average age of principal operator (years)	57.1

Economic Characteristics

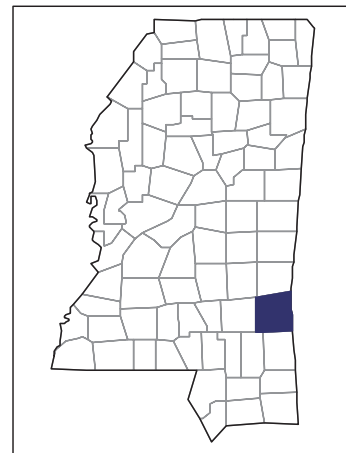
Item	Quantity
Farms by value of sales:	
Less than \$1,000	14
\$1,000 to \$2,499	6
\$2,500 to \$4,999	9
\$5,000 to \$9,999	5
\$10,000 to \$49,999	9
\$50,000 to \$99,999	-
\$100,000 to \$249,999	4
\$250,000 to \$499,999	1
\$500,000 or more	23
Total farm production expenses (\$1,000)	23,451
Average per farm (\$)	330,302
Net cash farm income of operation (\$1,000)	6,031
Average per farm (\$)	84,939
Value of agricultural products sold directly to individuals for human consumption (\$1,000)	(D)
Total organic product sales (\$1,000)	-
Total income from farm-related sources, gross before taxes and expenses (\$1,000)	51

See "Census of Agriculture, Volume 1, Geographic Area Series" for complete footnotes, explanations, definitions, and methodology.
(D) Cannot be disclosed. (Z) Less than half of the unit shown.

2007 CENSUS *OF* **AGRICULTURE**

Wayne County – Mississippi

Farms with Spanish, Hispanic, or Latino Operators Compared with All Farms



Data are not available at this geographic level for farms with Spanish, Hispanic, or Latino operators.



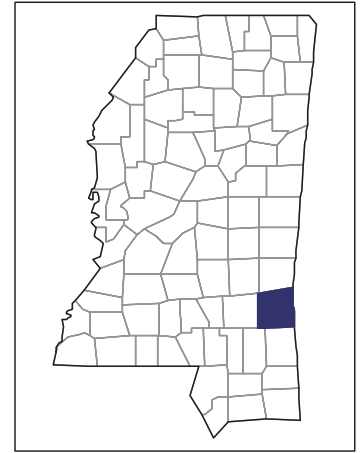
United States Department of Agriculture
National Agricultural Statistics Service

www.agcensus.usda.gov

2007 CENSUS OF AGRICULTURE

Wayne County – Mississippi

Farms with American Indian or Alaska Native Operators Compared with All Farms



Data are not available at this geographic level for farms with American Indian or Alaska Native operators.



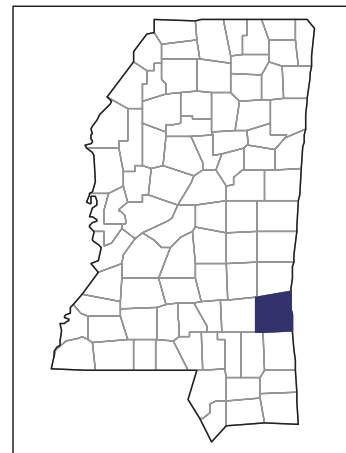
United States Department of Agriculture
National Agricultural Statistics Service

www.agcensus.usda.gov

2007 CENSUS OF AGRICULTURE

Wayne County – Mississippi

**Farms with Asian Operators
Compared with All Farms**



Data are not available at this geographic level for farms with Asian operators.



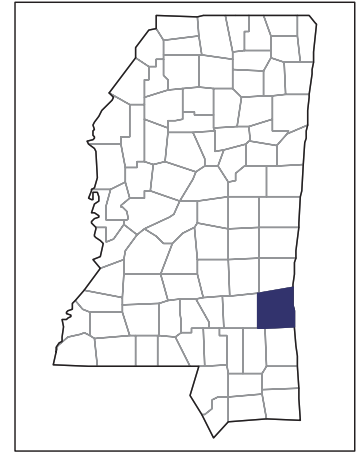
United States Department of Agriculture
National Agricultural Statistics Service

www.agcensus.usda.gov

2007 CENSUS *OF* **AGRICULTURE**

Wayne County – Mississippi

Farms with Black or African American Operators Compared with All Farms



Data are not available at this geographic level for farms with Black or African American operators.



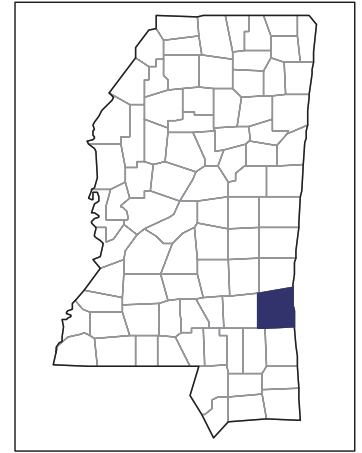
United States Department of Agriculture
National Agricultural Statistics Service

www.agcensus.usda.gov

2007 CENSUS *OF* **AGRICULTURE**

Wayne County – Mississippi

Farms with Native Hawaiian or Other Pacific Islander Operators Compared with All Farms



Data are not available at this geographic level for farms with Native Hawaiian or Other Pacific Islander operators.



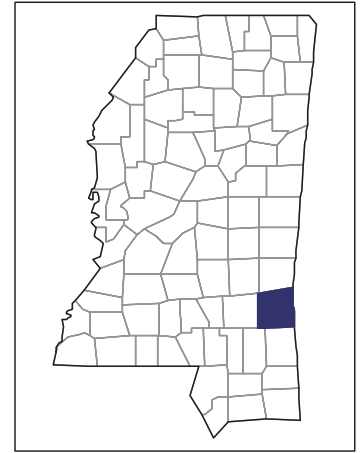
United States Department of Agriculture
National Agricultural Statistics Service

www.agcensus.usda.gov

2007 CENSUS OF AGRICULTURE

Wayne County – Mississippi

**Farms with White Operators
Compared with All Farms**



Data are not available at this geographic level for farms with White operators.



United States Department of Agriculture
National Agricultural Statistics Service

www.agcensus.usda.gov

