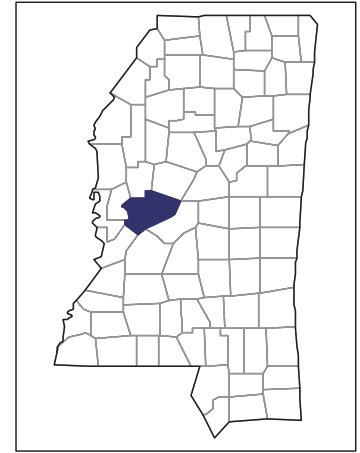


# 2007 CENSUS OF AGRICULTURE



## Yazoo County – Mississippi

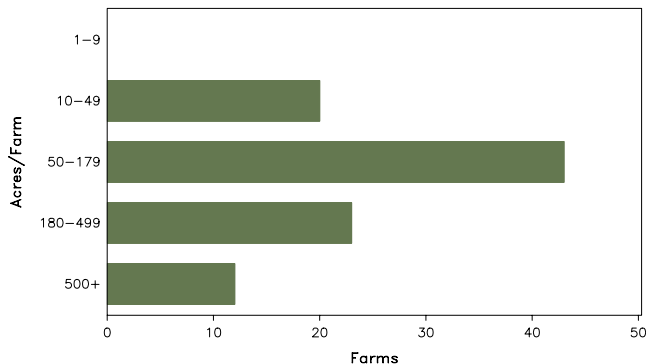
### Farms with Women Principal Operators Compared with All Farms

	Women Principal Operators	All Farms
<b>Number of Farms</b>	98	668
<b>Land in Farms</b>	19,502 acres	355,528 acres
<b>Average Size of Farm</b>	199 acres	532 acres
<b>Market Value of Products Sold</b>	\$2,019,000	\$92,604,000
Crop Sales	\$1,654,000	\$78,607,000
Livestock Sales	\$365,000	\$13,997,000
Average Per Farm	\$20,603	\$138,629
<b>Government Payments</b>	\$639,000	\$13,798,000
Average Per Farm Receiving Payments	\$9,001	\$31,076

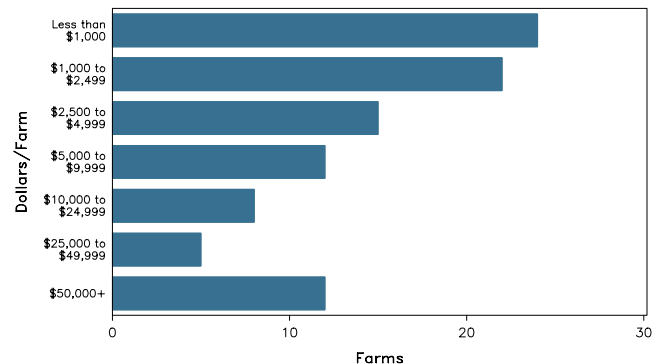
See footnotes on reverse page.

### Farms with Women Principal Operators

Farms by Size



Farms by Economic Size



# 2007 CENSUS OF AGRICULTURE

## Yazoo County – Mississippi Farms with Women Principal Operators

### Selected Highlights

Item	Farms	Quantity
<b>MARKET VALUE OF AGRICULTURAL PRODUCTS SOLD (\$1,000)</b>		
Total value of agricultural products sold	98	2,019
Value of crops including nursery and greenhouse	14	1,654
Value of livestock, poultry, and their products	16	365
<b>VALUE OF SALES BY COMMODITY GROUP (\$1,000)</b>		
Grains, oilseeds, dry beans, and dry peas	9	1,042
Tobacco	-	-
Cotton and cottonseed	2	(D)
Vegetables, melons, potatoes and sweet potatoes	-	-
Fruits, tree nuts, and berries	-	-
Nursery, greenhouse, floriculture, and sod	-	-
Cut Christmas trees and short rotation woody crops	-	-
Other crops and hay	5	(D)
Poultry and eggs	2	(D)
Cattle and calves	14	(D)
Milk and other dairy products from cows	-	-
Hogs and pigs	-	-
Sheep, goats, and their products	1	(D)
Horses, ponies, mules, burros, and donkeys	-	-
Aquaculture	-	-
Other animals and other animal products	-	-
<b>TOP CROP ITEMS (acres)</b>		
Soybeans for beans	8	1,625
Corn for grain	4	1,542
Cotton, all	2	(D)
Forage - land used for all hay and haylage, grass silage, and greenchop	11	737
Wheat for grain, all	1	(D)
<b>TOP LIVESTOCK INVENTORY ITEMS (number)</b>		
Cattle and calves	20	982
Horses and ponies	16	127
Goats, all	3	52
Layers	2	(D)
Mules, burros, and donkeys	4	8

### Operator Characteristics

Item	Quantity
Primary occupation:	
Farming	19
Other	79
Days worked off farm:	
None	52
Any	46
Years on present farm:	
2 years or less	5
3 to 4 years	5
5 to 9 years	17
10 years or more	71
Age group:	
Under 45 years	4
45 to 64 years	34
65 years and over	60
Average age of principal operator (years)	66.6

### Economic Characteristics

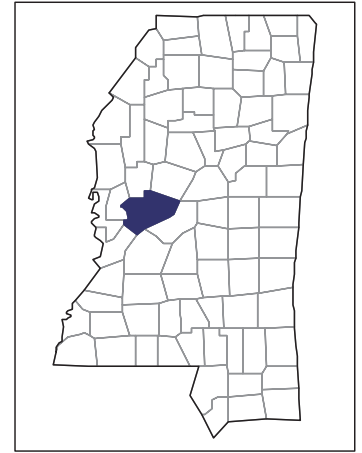
Item	Quantity
Farms by value of sales:	
Less than \$1,000	72
\$1,000 to \$2,499	4
\$2,500 to \$4,999	2
\$5,000 to \$9,999	5
\$10,000 to \$49,999	7
\$50,000 to \$99,999	1
\$100,000 to \$249,999	5
\$250,000 to \$499,999	2
\$500,000 or more	-
Total farm production expenses (\$1,000)	3,558
Average per farm (\$)	36,308
Net cash farm income of operation (\$1,000)	-619
Average per farm (\$)	-6,317
Value of agricultural products sold directly to individuals for human consumption (\$1,000)	(D)
Total organic product sales (\$1,000)	-
Total income from farm-related sources, gross before taxes and expenses (\$1,000)	281

See "Census of Agriculture, Volume 1, Geographic Area Series" for complete footnotes, explanations, definitions, and methodology.  
(D) Cannot be disclosed. (Z) Less than half of the unit shown.

# 2007 CENSUS OF AGRICULTURE

## Yazoo County – Mississippi

### Farms with Spanish, Hispanic, or Latino Operators Compared with All Farms



Data are not available at this geographic level for farms with Spanish, Hispanic, or Latino operators.



United States Department of Agriculture  
National Agricultural Statistics Service

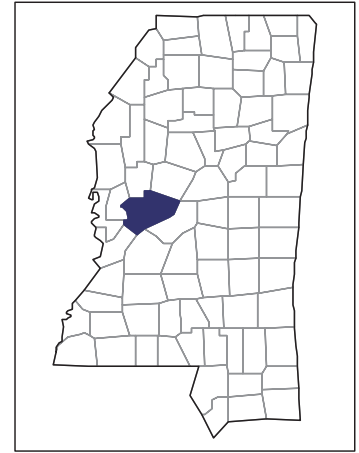
[www.agcensus.usda.gov](http://www.agcensus.usda.gov)



# 2007 CENSUS OF AGRICULTURE

## Yazoo County – Mississippi

### Farms with American Indian or Alaska Native Operators Compared with All Farms



Data are not available at this geographic level for farms with American Indian or Alaska Native operators.



United States Department of Agriculture  
National Agricultural Statistics Service

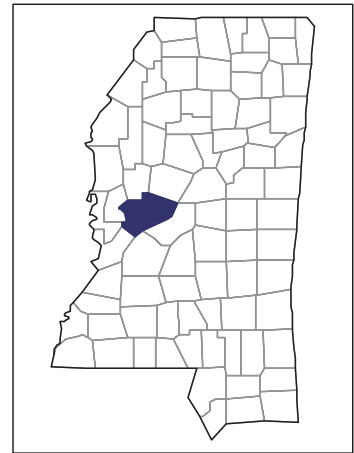
[www.agcensus.usda.gov](http://www.agcensus.usda.gov)



# 2007 CENSUS *OF* AGRICULTURE

**Yazoo County – Mississippi**

**Farms with Asian Operators  
Compared with All Farms**



**Data are not available at this geographic level for farms with Asian operators.**



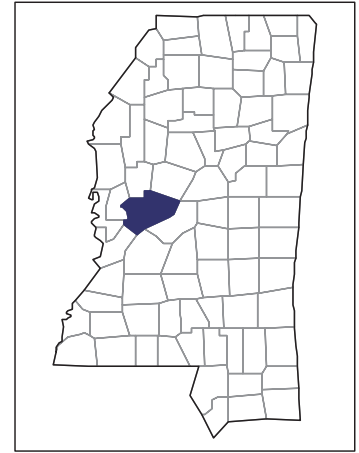
United States Department of Agriculture  
National Agricultural Statistics Service

[www.agcensus.usda.gov](http://www.agcensus.usda.gov)





# 2007 CENSUS OF AGRICULTURE



## Yazoo County – Mississippi

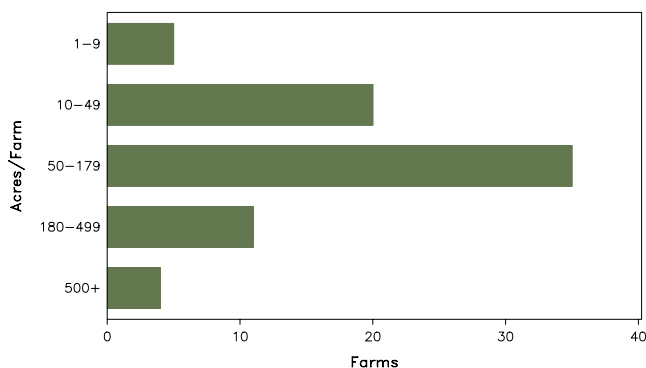
### Farms with Black or African American Operators Compared with All Farms

	Black or African American Operators <sup>2</sup>	All Farms
<b>Number of Farm Operators</b> <sup>1</sup>	91	968
<b>Number of Farms</b>	75	668
<b>Land in Farms</b>	9,081 acres	355,528 acres
<b>Average Size of Farm</b>	121 acres	532 acres
<b>Market Value of Products Sold</b>	\$514,000	\$92,604,000
Crop Sales	(D)	\$78,607,000
Livestock Sales	(D)	\$13,997,000
Average Per Farm	\$6,848	\$138,629
<b>Government Payments</b>	\$327,000	\$13,798,000
Average Per Farm Receiving Payments	\$6,047	\$31,076

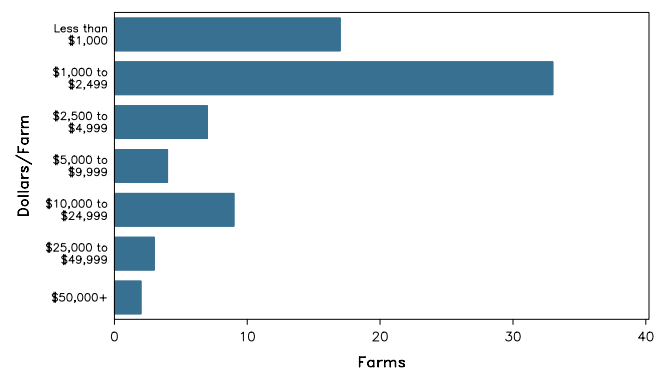
See footnotes on reverse page.

#### Farms with Black or African American Operators

Farms by Size



Farms by Economic Size



# 2007 CENSUS OF AGRICULTURE

## Yazoo County – Mississippi Farms with Black or African American Operators

### Selected Highlights

Item	Farms	Quantity
<b>MARKET VALUE OF AGRICULTURAL PRODUCTS SOLD (\$1,000)</b>		
Total value of agricultural products sold	75	514
Value of crops including nursery and greenhouse	6	(D)
Value of livestock, poultry, and their products	20	(D)
<b>VALUE OF SALES BY COMMODITY GROUP (\$1,000)</b>		
Grains, oilseeds, dry beans, and dry peas	4	(D)
Tobacco	-	-
Cotton and cottonseed	-	-
Vegetables, melons, potatoes and sweet potatoes	-	-
Fruits, tree nuts, and berries	-	-
Nursery, greenhouse, floriculture, and sod	-	-
Cut Christmas trees and short rotation woody crops	-	-
Other crops and hay	2	(D)
Poultry and eggs	4	1
Cattle and calves	13	(D)
Milk and other dairy products from cows	-	-
Hogs and pigs	2	(D)
Sheep, goats, and their products	-	-
Horses, ponies, mules, burros, and donkeys	3	(D)
Aquaculture	-	-
Other animals and other animal products	5	-
<b>TOP CROP ITEMS (acres)</b>		
Corn for grain	2	(D)
Soybeans for beans	3	199
Forage - land used for all hay and haylage, grass silage, and greenchop	6	105
Short-rotation woody crops	3	69
<b>TOP LIVESTOCK INVENTORY ITEMS (number)</b>		
Cattle and calves	22	438
Horses and ponies	12	79
Layers	4	70
Hogs and pigs	8	17
Ducks	2	(D)

### Operator Characteristics

Item	Quantity
Primary occupation:	
Farming	29
Other	62
Days worked off farm:	
None	32
Any	59
Years on present farm:	
2 years or less	6
3 to 4 years	13
5 to 9 years	13
10 years or more	59
Age group:	
Under 45 years	14
45 to 64 years	27
65 years and over	50
Average age (years)	63.0

### Economic Characteristics

Item	Quantity
Farms by value of sales:	
Less than \$1,000	57
\$1,000 to \$2,499	8
\$2,500 to \$4,999	2
\$5,000 to \$9,999	4
\$10,000 to \$49,999	2
\$50,000 to \$99,999	-
\$100,000 to \$249,999	1
\$250,000 to \$499,999	1
\$500,000 or more	-
Total farm production expenses (\$1,000)	825
Average per farm (\$)	11,004
Net cash farm income of operation (\$1,000)	29
Average per farm (\$)	388
Value of agricultural products sold directly to individuals for human consumption (\$1,000)	-
Total organic product sales (\$1,000)	-
Total income from farm-related sources, gross before taxes and expenses (\$1,000)	14

See "Census of Agriculture, Volume 1, Geographic Area Series" for complete footnotes, explanations, definitions, and methodology.

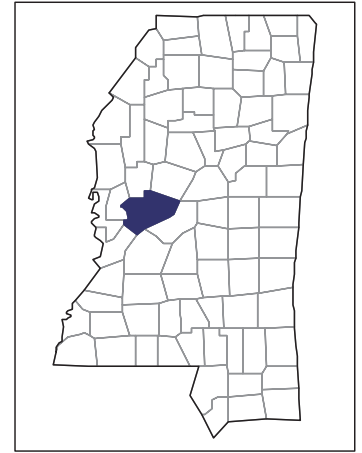
(D) Cannot be disclosed. (Z) Less than half of the unit shown.

<sup>1</sup> Data were collected for a maximum of three operators per farm. <sup>2</sup> Operators reporting selected race alone or in combination with other races.

# 2007 CENSUS *OF* AGRICULTURE

## Yazoo County – Mississippi

### Farms with Native Hawaiian or Other Pacific Islander Operators Compared with All Farms



Data are not available at this geographic level for farms with Native Hawaiian or Other Pacific Islander operators.

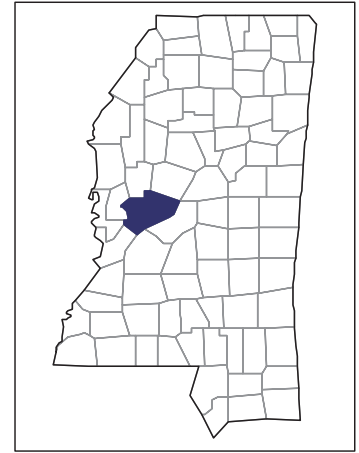


United States Department of Agriculture  
National Agricultural Statistics Service

[www.agcensus.usda.gov](http://www.agcensus.usda.gov)



# 2007 CENSUS OF AGRICULTURE



## Yazoo County – Mississippi

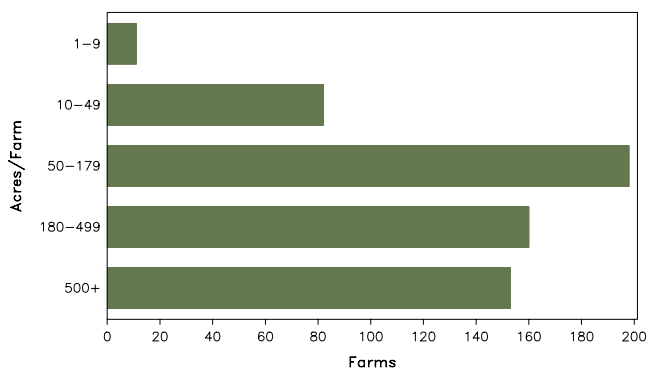
### Farms with White Operators Compared with All Farms

	White Operators <sup>2</sup>	All Farms
<b>Number of Farm Operators <sup>1</sup></b>	876	968
<b>Number of Farms</b>	604	668
<b>Land in Farms</b>	348,219 acres	355,528 acres
<b>Average Size of Farm</b>	577 acres	532 acres
<b>Market Value of Products Sold</b>	\$92,542,000	\$92,604,000
Crop Sales	(D)	\$78,607,000
Livestock Sales	(D)	\$13,997,000
Average Per Farm	\$153,215	\$138,629
<b>Government Payments</b>	\$13,542,000	\$13,798,000
Average Per Farm Receiving Payments	\$34,026	\$31,076

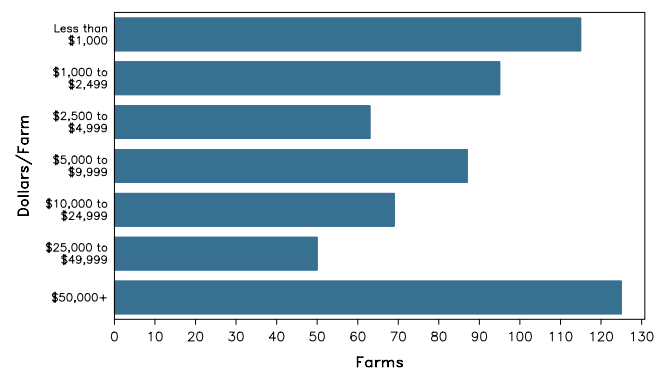
See footnotes on reverse page.

### Farms with White Operators

Farms by Size



Farms by Economic Size



# 2007 CENSUS OF AGRICULTURE

## Yazoo County – Mississippi Farms with White Operators

### Selected Highlights

Item	Farms	Quantity
<b>MARKET VALUE OF AGRICULTURAL PRODUCTS SOLD (\$1,000)</b>		
Total value of agricultural products sold	604	92,542
Value of crops including nursery and greenhouse	178	(D)
Value of livestock, poultry, and their products	163	(D)
<b>VALUE OF SALES BY COMMODITY GROUP (\$1,000)</b>		
Grains, oilseeds, dry beans, and dry peas	116	(D)
Tobacco	-	-
Cotton and cottonseed	45	22,832
Vegetables, melons, potatoes and sweet potatoes	6	(D)
Fruits, tree nuts, and berries	1	(D)
Nursery, greenhouse, floriculture, and sod	4	34
Cut Christmas trees and short rotation woody crops	3	(D)
Other crops and hay	54	1,657
Poultry and eggs	7	2
Cattle and calves	131	(D)
Milk and other dairy products from cows	1	(D)
Hogs and pigs	5	(D)
Sheep, goats, and their products	13	16
Horses, ponies, mules, burros, and donkeys	16	34
Aquaculture	8	10,486
Other animals and other animal products	9	(D)
<b>TOP CROP ITEMS (acres)</b>		
Corn for grain	91	(D)
Cotton, all	45	40,501
Soybeans for beans	62	27,138
Forage - land used for all hay and haylage, grass silage, and greenchop	114	7,265
Wheat for grain, all	23	5,369
<b>TOP LIVESTOCK INVENTORY ITEMS (number)</b>		
Cattle and calves	156	11,115
Colonies of bees	3	(D)
Horses and ponies	111	837
Goats, all	18	(D)
Layers	5	164

### Operator Characteristics

Item	Quantity
Primary occupation:	
Farming	305
Other	571
Days worked off farm:	
None	282
Any	594
Years on present farm:	
2 years or less	43
3 to 4 years	70
5 to 9 years	206
10 years or more	557
Age group:	
Under 45 years	157
45 to 64 years	457
65 years and over	262
Average age (years)	56.6

### Economic Characteristics

Item	Quantity
Farms by value of sales:	
Less than \$1,000	326
\$1,000 to \$2,499	30
\$2,500 to \$4,999	24
\$5,000 to \$9,999	44
\$10,000 to \$49,999	66
\$50,000 to \$99,999	14
\$100,000 to \$249,999	28
\$250,000 to \$499,999	22
\$500,000 or more	50
Total farm production expenses (\$1,000)	94,888
Average per farm (\$)	157,099
Net cash farm income of operation (\$1,000)	17,257
Average per farm (\$)	28,571
Value of agricultural products sold directly to individuals for human consumption (\$1,000)	45
Total organic product sales (\$1,000)	(D)
Total income from farm-related sources, gross before taxes and expenses (\$1,000)	6,061

See "Census of Agriculture, Volume 1, Geographic Area Series" for complete footnotes, explanations, definitions, and methodology.

(D) Cannot be disclosed. (Z) Less than half of the unit shown.

<sup>1</sup> Data were collected for a maximum of three operators per farm. <sup>2</sup> Operators reporting selected race alone or in combination with other races.